



GOBIERNO
DE ESPAÑA

MINISTERIO
DE SANIDAD
Y POLÍTICA SOCIAL



AÑO 2010

PENSIONES NO CONTRIBUTIVAS DE LA SEGURIDAD SOCIAL PRESTACIONES SOCIALES Y ECONÓMICAS DE LA LISMI

INFORME DEL SEGUIMIENTO Y EVOLUCIÓN DE LA GESTIÓN

MES DE SEPTIEMBRE

Í N D I C E

Página

1 PENSIONES NO CONTRIBUTIVAS DE LA SEGURIDAD SOCIAL (PNCs)

INFORME:

| | | |
|-----|--|---|
| 1.1 | Introducción..... | 1 |
| 1.2 | Situación y evolución de las pensiones e importes de las nóminas | 1 |
| 1.3 | Situación y evolución de la gestión en trámite inicial..... | 3 |
| 1.4 | Seguimiento y control de pensionistas: Revisiones de Oficio e Instancia de parte | 9 |

ANEXOS:

| | | |
|-----|--|-------|
| 1.a | Situación y evolución de las pensiones e importes de las nóminas | 1-8 |
| 1.b | PNC de jubilación: Datos de la gestión mensual y anual | 9-17 |
| 1.c | PNC de invalidez: Datos de la gestión mensual y anual | 18-26 |
| 1.d | PNCs de la Seguridad Social: Datos de la gestión mensual y anual..... | 27-35 |
| 1.e | PNC de jubilación e invalidez: Coeficientes de la gestión mensual..... | 36-38 |
| 1.f | Reclamaciones previas a la vía jurisdiccional social: Datos de la gestión mensual y anual..... | 39-42 |
| 1.g | Revisiones de Oficio e Instancia de parte: Datos de la gestión mensual y anual..... | 43-54 |

2 PRESTACIONES SOCIALES Y ECONÓMICAS DE LA LISMI

INFORME:

| | | |
|-----|--|---|
| 2.1 | Introducción..... | 1 |
| 2.2 | Situación y evolución de los beneficiarios, número de prestaciones e importes de las nóminas | 1 |
| 2.3 | Situación y evolución de la gestión en trámite inicial..... | 3 |
| 2.4 | Seguimiento de la gestión derivada de las revisiones de oficio e instancia de parte..... | 3 |

ANEXOS:

| | | |
|-----|--|-------|
| 2.a | Evolución y situación de los beneficiarios/prestaciones e importes de las nóminas..... | 55-57 |
| 2.b | Prestaciones de la LISMI: Datos de la gestión mensual y anual | 58-61 |
| 2.c | Revisiones de Oficio e Instancia de parte: Datos de la gestión mensual y anual..... | 62-81 |

3 SITUACIÓN PRESTACIONES DE NATURALEZA NO CONTRIBUTIVA (PNNC)

ANEXOS:

| | | |
|-----|---|----|
| 3.a | Situación de las Prestaciones de Naturaleza no Contributiva | 82 |
|-----|---|----|

1

PENSIONES NO CONTRIBUTIVAS DE LA SEGURIDAD SOCIAL

INFORME DEL SEGUIMIENTO Y EVOLUCIÓN DE LA GESTIÓN DE PNC

1.1 INTRODUCCIÓN

Los datos sobre la gestión y el pago de la nómina de las Pensiones no Contributivas de la Seguridad Social de jubilación e invalidez (PNC) parten de la información facilitada por los distintos órganos gestores de las Comunidades Autónomas y Direcciones Territoriales del IMSERSO y se articula, dentro de cada uno de los aspectos objeto de seguimiento y evaluación, como se detalla a continuación:

- Datos de gestión y de la nómina mensual.
- Datos de gestión y de la nómina del año 2010, comprendiendo la realizada hasta el mes de referencia.
- Datos sobre la nómina de pago y número de beneficiarios desde el año 2003.

La información presentada hace referencia a los siguientes aspectos:

- Nóminas: situación y evolución de los pensionistas e importes de las mismas.
- Gestión en trámite inicial: recoge la situación y evolución de la gestión para cada tipo de pensión, en función de distintos parámetros tales como el movimiento de solicitudes, resoluciones, causas de denegación o coeficientes de gestión entre otros.
- Seguimiento y control de pensionistas, con especial incidencia en las revisiones de oficio e instancia de parte efectuadas por los órganos gestores competentes.

Conforme a las distintas modalidades de gestión resultantes de lo establecido en la Disposición Adicional decimoctava del Real Decreto Legislativo 1/1994, de 20 de junio, por el que se aprueba el Texto Refundido de la Ley General de la Seguridad Social, la gestión de estas pensiones es llevada a cabo por las Direcciones Territoriales del Imsero en las Ciudades Autónomas de Ceuta y Melilla, y por los órganos correspondientes de cada una de las Comunidades Autónomas que conforman el Estado español.

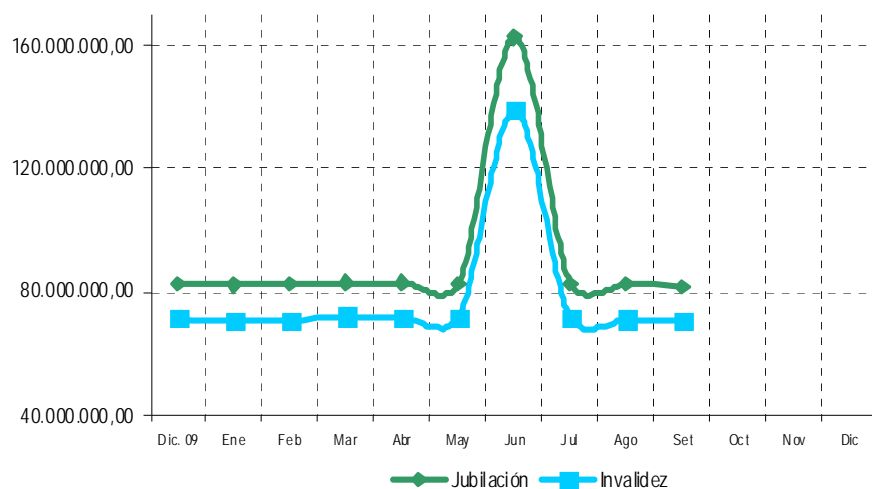
1.2 EVOLUCIÓN Y SITUACIÓN DE LAS PENSIONES E IMPORTES DE LAS NÓMINAS

Conforme a la información facilitada por la Gerencia de Informática de la Seguridad Social y por los órganos gestores competentes en las Comunidades Autónomas de Navarra y el País Vasco, el número total de pensiones no contributivas en la nómina de septiembre de 2010 en todo el Estado español ha alcanzado la cantidad de 452.088 un 0,07% menos que en el mes anterior.

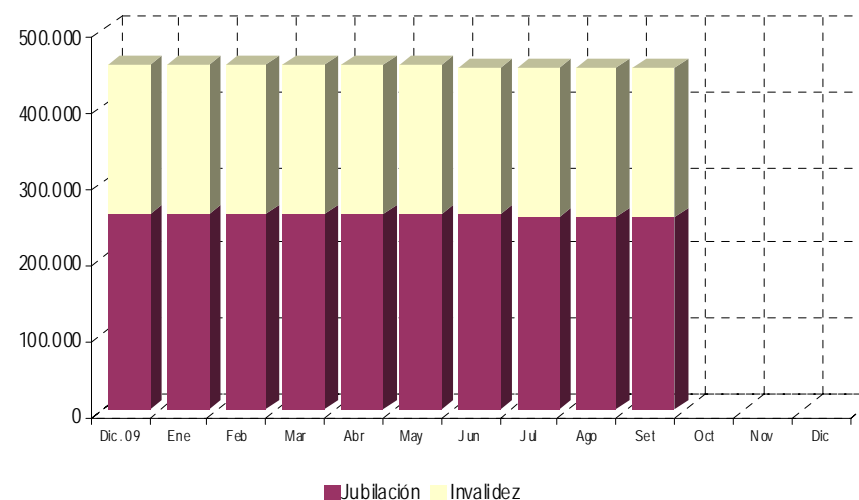
En el cuadro y gráficos siguientes se recogen los datos básicos de la nómina de septiembre de 2010:

| NÓMINA DE SEPTIEMBRE | PNC DE JUBILACIÓN | | PNC DE INVALIDEZ | | TOTAL PNCs | |
|----------------------|-------------------|--------|------------------|--------|----------------|---------|
| NÚMERO DE PENSIONES | 256.410 | 56,72% | 195.678 | 43,28% | 452.088 | 100,00% |
| IMPORTES | 82.108.331,27 | 53,74% | 70.683.308,84 | 46,26% | 152.791.640,11 | 100,00% |

Evolución importe nóminas mensuales



Evolución número pensionistas



La Ley 26/2009, de 23 de diciembre, de Presupuestos Generales del Estado para el año 2010 y el Real Decreto 2007/2009, de 23 de diciembre sobre revalorización de las pensiones del sistema de la Seguridad Social y de otras prestaciones públicas para el ejercicio 2010 fija la cuantía anual para dicho año de la pensión no contributiva, quedando establecida su importe mensual en 339,70 euros, lo que ha supuesto un porcentaje de revalorización del 1%.

El importe bruto de la nómina de septiembre de 2010 asciende a 152.791.640,11 euros. El importe medio abonado a cada pensionista ha quedado establecido para la PNC de invalidez en 361,22 euros y en jubilación en 320,22 euros, superior el de la PNC de invalidez al de jubilación, entre otras razones porque además de que al menos 34.789 de sus beneficiarios perciben el complemento del 50% por necesidad de otra persona, el montante a percibir en nómina por atrasos es mayor al ser más compleja la gestión y, por ende, el plazo de resolución.

1.3 DISTRIBUCIÓN DE LAS PENSIONES SEGÚN SEXO

Conforme a la información contenida en el Fichero Técnico de PNC constituido en la Dirección General del Imserso, el perfil del pensionista de PNC de jubilación, es predominantemente el de mujer española casada con una edad comprendida entre los 70 y 79 años, y conviviendo en una unidad familiar formada por dos y tres miembros. En cuanto al pensionista de PNC de invalidez es posible reseñar que es un nacional español, que convive en una unidad económica integrada por dos y tres personas y que acredita un grado de discapacidad valorado entre el 65 y el 74%, si bien atendiendo a su edad y sexo es posible distinguir que el pensionista tipo es varón soltero menor de 40 años y mujer casada con edad superior a 40 años, que presentan preferentemente discapacidades de tipo psíquico.

| DISTRIBUCIÓN POR SEXO DEL BENEFICIARIO DE PENSIÓN NO CONTRIBUTIVA | | | | | | | | | | | | | | | | |
|---|-------------------|---------------|----------------|---------------|------------------|---------------|----------------|---------------|-----------------------------|---------------|---------------|---------------|----------------|---------------|----------------|---------------|
| ÁMBITO GEOGRÁFICO | PNC DE JUBILACIÓN | | | | PNC DE INVALIDEZ | | | | PNC DE JUB.DERIV. INVALIDEZ | | | | TOTAL PNC | | | |
| | VARONES | % | MUJERES | % | VARONES | % | MUJERES | % | VARONES | % | MUJERES | % | VARONES | % | MUJERES | % |
| ANDALUCÍA | 6.546 | 14,37% | 39.000 | 85,63% | 20.277 | 45,17% | 24.609 | 54,83% | 2.524 | 19,27% | 10.577 | 80,73% | 29.347 | 28,35% | 74.186 | 71,65% |
| ARAGÓN | 616 | 13,89% | 3.818 | 86,11% | 1.351 | 47,07% | 1.519 | 52,93% | 230 | 31,86% | 492 | 68,14% | 2.197 | 27,37% | 5.829 | 72,63% |
| ASTURIAS | 775 | 20,64% | 2.980 | 79,36% | 2.059 | 43,48% | 2.677 | 56,52% | 348 | 27,00% | 941 | 73,00% | 3.182 | 32,54% | 6.598 | 67,46% |
| ILLES BALEARS | 787 | 24,92% | 2.371 | 75,08% | 1.424 | 42,37% | 1.937 | 57,63% | 284 | 27,33% | 755 | 72,67% | 2.495 | 33,01% | 5.063 | 66,99% |
| CANARIAS | 3.584 | 23,98% | 11.364 | 76,02% | 7.348 | 38,49% | 11.745 | 61,51% | 1.344 | 16,47% | 6.815 | 83,53% | 12.276 | 29,09% | 29.924 | 70,91% |
| CANTABRIA | 412 | 16,60% | 2.070 | 83,40% | 1.393 | 44,79% | 1.717 | 55,21% | 128 | 23,06% | 427 | 76,94% | 1.933 | 31,45% | 4.214 | 68,55% |
| CASTILLA Y LEÓN | 1.552 | 14,66% | 9.036 | 85,34% | 4.523 | 46,29% | 5.248 | 53,71% | 836 | 32,72% | 1.719 | 67,28% | 6.911 | 30,16% | 16.003 | 69,84% |
| CASTILLA LA MANCHA | 1.160 | 12,05% | 8.464 | 87,95% | 3.901 | 42,90% | 5.193 | 57,10% | 527 | 23,33% | 1.732 | 76,67% | 5.588 | 26,64% | 15.389 | 73,36% |
| CATALUNYA | 5.193 | 20,17% | 20.553 | 79,83% | 11.511 | 46,79% | 13.088 | 53,21% | 1.497 | 25,39% | 4.399 | 74,61% | 18.201 | 32,36% | 38.040 | 67,64% |
| C. VALENCIANA | 3.319 | 15,60% | 17.958 | 84,40% | 8.430 | 42,16% | 11.563 | 57,84% | 1.003 | 18,55% | 4.405 | 81,45% | 12.752 | 27,32% | 33.926 | 72,68% |
| EXTREMADURA | 869 | 11,28% | 6.837 | 88,72% | 2.540 | 42,81% | 3.393 | 57,19% | 342 | 22,19% | 1.199 | 77,81% | 3.751 | 24,71% | 11.429 | 75,29% |
| GALICIA | 4.447 | 19,99% | 17.803 | 80,01% | 8.294 | 46,82% | 9.422 | 53,18% | 1.708 | 24,72% | 5.201 | 75,28% | 14.449 | 30,82% | 32.426 | 69,18% |
| MADRID | 3.570 | 21,19% | 13.275 | 78,81% | 6.347 | 48,07% | 6.857 | 51,93% | 773 | 27,70% | 2.018 | 72,30% | 10.690 | 32,55% | 22.150 | 67,45% |
| MURCIA | 416 | 10,08% | 3.711 | 89,92% | 3.114 | 42,65% | 4.187 | 57,35% | 422 | 16,54% | 2.130 | 83,46% | 3.952 | 28,27% | 10.028 | 71,73% |
| NAVARRA | 260 | 15,70% | 1.396 | 84,30% | 353 | 46,94% | 399 | 53,06% | 64 | 32,82% | 131 | 67,18% | 677 | 26,01% | 1.926 | 73,99% |
| PAÍS VASCO | 780 | 20,14% | 3.092 | 79,86% | 2.715 | 52,05% | 2.501 | 47,95% | 193 | 32,38% | 403 | 67,62% | 3.688 | 38,08% | 5.996 | 61,92% |
| LA RIOJA | 134 | 17,59% | 628 | 82,41% | 372 | 49,08% | 386 | 50,92% | 75 | 30,12% | 174 | 69,88% | 581 | 32,84% | 1.188 | 67,16% |
| CEUTA | 196 | 32,61% | 405 | 67,39% | 365 | 44,19% | 461 | 55,81% | 58 | 21,01% | 218 | 78,99% | 619 | 36,35% | 1.084 | 63,65% |
| MELILLA | 233 | 38,39% | 374 | 61,61% | 382 | 32,93% | 778 | 67,07% | 157 | 22,08% | 554 | 77,92% | 772 | 31,15% | 1.706 | 68,85% |
| TOTAL | 34.849 | 17,43% | 165.135 | 82,57% | 86.699 | 44,60% | 107.680 | 55,40% | 12.513 | 22,03% | 44.290 | 77,97% | 134.061 | 29,71% | 317.105 | 70,29% |

1.4 SITUACIÓN Y EVOLUCIÓN DE LA GESTIÓN EN TRÁMITE INICIAL

| DATOS BÁSICOS DE LA GESTIÓN ESTATAL DE LAS PNCs | | | | | | | | | | | | |
|---|-------------------|-----------|-----------|--------------|------------------|-----------|-----------|--------------|-------------|-----------|-----------|--------------|
| Año 2010 | PNC DE JUBILACIÓN | | | | PNC DE INVALIDEZ | | | | TOTAL PNCs | | | |
| | Solicitadas | Resueltas | Aprobadas | Pendte. Real | Solicitadas | Resueltas | Aprobadas | Pendte. Real | Solicitadas | Resueltas | Aprobadas | Pendte. Real |
| Media 2009 | 2.272 | 2.264 | 1.395 | 5.568 | 2.550 | 2.487 | 1.279 | 13.458 | 4.822 | 4.750 | 2.674 | 19.026 |
| Enero | 2.607 | 1.786 | 1.061 | 6.389 | 2.526 | 2.063 | 941 | 13.921 | 5.133 | 3.849 | 2.002 | 20.310 |
| Febrero | 2.443 | 2.461 | 1.614 | 6.371 | 2.745 | 2.806 | 1.499 | 13.860 | 5.188 | 5.267 | 3.113 | 20.231 |
| Marzo | 2.772 | 2.638 | 1.774 | 6.505 | 2.881 | 2.897 | 1.519 | 13.844 | 5.653 | 5.535 | 3.293 | 20.349 |
| Abril | 2.270 | 2.336 | 1.531 | 6.439 | 2.469 | 2.728 | 1.455 | 13.585 | 4.739 | 5.064 | 2.986 | 20.024 |
| Mayo | 2.348 | 2.143 | 1.360 | 6.644 | 2.949 | 2.515 | 1.253 | 14.019 | 5.297 | 4.658 | 2.613 | 20.663 |
| Junio | 2.499 | 2.366 | 1.548 | 6.777 | 2.751 | 2.686 | 1.440 | 14.084 | 5.250 | 5.052 | 2.988 | 20.861 |
| Julio | 2.194 | 2.058 | 1.302 | 6.913 | 2.349 | 2.269 | 1.183 | 14.164 | 4.543 | 4.327 | 2.485 | 21.077 |
| Agosto | 1.524 | 1.372 | 962 | 7.065 | 1.646 | 1.554 | 880 | 14.256 | 3.170 | 2.926 | 1.842 | 21.321 |
| Setiembre | 2.137 | 2.190 | 1.397 | 7.012 | 2.128 | 2.313 | 1.167 | 14.071 | 4.265 | 4.503 | 2.564 | 21.083 |
| Octubre | | | | | | | | | | | | |
| Noviembre | | | | | | | | | | | | |
| Diciembre | | | | | | | | | | | | |
| Total Año | 20.794 | 19.350 | 12.549 | 7.012 | 22.444 | 21.831 | 11.337 | 14.071 | 43.238 | 41.181 | 23.886 | 21.083 |
| Media 2010 | 2.310 | 2.150 | 1.394 | | 2.494 | 2.426 | 1.260 | | 4.804 | 4.576 | 2.654 | |

El seguimiento de la gestión de las PNC contempla aquellos aspectos que se corresponden con la situación en trámite inicial de la solicitud de pensión no contributiva de jubilación o invalidez. El análisis parte de los datos básicos facilitados por los distintos órganos gestores correspondientes al mes de septiembre, relativos a la entrada de solicitudes, resolución y reconocimiento del derecho a pensión, cuyas cifras, a nivel de Estado, se ofrecen en el cuadro anterior. La información que contiene se ha estructurado en secuencia mensual a efectos de poder seguir la evolución de estos trámites de la gestión a lo largo del año 2010, permitiendo así su contraste con las cifras medias anuales de cada uno de los aspectos que se analizan.

Analizando de un modo específico cada uno de los aspectos de la gestión, para el mes de septiembre se obtienen los siguientes resultados:

- Se han presentado un total de 4.265 solicitudes, de las que el 50,11% corresponde a PNC de jubilación. El análisis comparativo respecto al número de solicitudes presentadas en el mismo mes del año anterior nos muestra un aumento global del 4,28%, que se motiva sobre todo en el 14,77% que se produce en jubilación. Por el contrario, si el análisis se efectúa teniendo en cuenta el promedio de solicitudes presentadas en el año en curso se pone de manifiesto un descenso global del 11,22% que se registra en ambos tipos de pensión.

| SOLICITUDES PRESENTADAS | | | | | | |
|-------------------------|--------------------|-------------------------------|--------------|------------------------|---------------|---------|
| TIPO PNC | SEPTIEMBRE 2010 | | MENSUAL 2009 | | PROMEDIO 2010 | |
| | NUMERO | SEPTIEMBRE 10 / SEPTIEMBRE 09 | NUMERO | SEPTIEMBRE 10 / AÑO 10 | | |
| JUBILACIÓN | 2.137 | 50,11% | 1.862 | 14,77% | 2.310 | -7,49% |
| INVALIDEZ | 2.128 | 49,89% | 2.228 | -4,49% | 2.494 | -14,68% |
| TOTAL | 4.265 | 100,00% | 4.090 | 4,28% | 4.804 | -11,22% |

- Del total de 4.503 solicitudes resueltas, el 51,37% lo han sido de PNC de invalidez, porcentaje de participación que es superior al de la entrada de solicitudes (49,89%). La comparación con el número de solicitudes resueltas en el mismo mes del año anterior pone de manifiesto una disminución global del 3,47%, que en invalidez alcanza el 7,41%, mientras que en jubilación se muestra un aumento del 1,06%. Asimismo, ese descenso se refleja si la relación se efectúa con el promedio de solicitudes resueltas en el año 2010.

| SOLICITUDES RESUELTAS | | | | | | |
|-----------------------|--------------------|-------------------------------|--------------|------------------------|---------------|--------|
| TIPO PNC | SEPTIEMBRE 2010 | | MENSUAL 2009 | | PROMEDIO 2010 | |
| | NUMERO | SEPTIEMBRE 10 / SEPTIEMBRE 09 | NUMERO | SEPTIEMBRE 10 / AÑO 10 | | |
| JUBILACIÓN | 2.190 | 48,63% | 2.167 | 1,06% | 2.150 | 1,86% |
| INVALIDEZ | 2.313 | 51,37% | 2.498 | -7,41% | 2.426 | -4,66% |
| TOTAL | 4.503 | 100,00% | 4.665 | -3,47% | 4.576 | -1,60% |

- De las 2.564 solicitudes aprobadas en el mes, el 54,49% ha correspondido a la PNC de jubilación. Si se compara con el número de solicitudes aprobadas en el mismo mes del ejercicio 2009, se constata un aumento global del 7,69%, que en jubilación alcanza el 18,29%. Por el contrario, si el análisis se efectúa en relación con el promedio de reconocimientos del derecho realizados en el año 2010 se refleja un descenso global del 3,39%.

| SOLICITUDES APROBADAS | | | | | | |
|-----------------------|--------------------|-------------------------------|--------------|------------------------|---------------|--------|
| TIPO PNC | SEPTIEMBRE 2010 | | MENSUAL 2009 | | PROMEDIO 2010 | |
| | NUMERO | SEPTIEMBRE 10 / SEPTIEMBRE 09 | NUMERO | SEPTIEMBRE 10 / AÑO 10 | | |
| JUBILACIÓN | 1.397 | 54,49% | 1.181 | 18,29% | 1.394 | 0,22% |
| INVALIDEZ | 1.167 | 45,51% | 1.200 | -2,75% | 1.260 | -7,38% |
| TOTAL | 2.564 | 100,00% | 2.381 | 7,69% | 2.654 | -3,39% |

- El número de solicitudes pendientes de resolución al finalizar el mes de septiembre ha experimentado en su conjunto una disminución global del 1,12% respecto a los pendientes en gestión habidos finalmente en el mes anterior, que en invalidez alcanza el 1,30%.

| SOLICITUDES PENDIENTES | | | | | | |
|------------------------|--------------------|---------|----------------|---------|-------------|------------|
| TIPO PNC | SEPTIEMBRE 2010 | | AGOSTO 2010 | | DIFERENCIAS | |
| | | | | | ABSOLUTA | PORCENTUAL |
| JUBILACIÓN | 7.012 | 33,26% | 7.065 | 33,14% | -53 | -0,75% |
| INVALIDEZ | 14.071 | 66,74% | 14.256 | 66,86% | -185 | -1,30% |
| TOTAL | 21.083 | 100,00% | 21.321 | 100,00% | -238 | -1,12% |

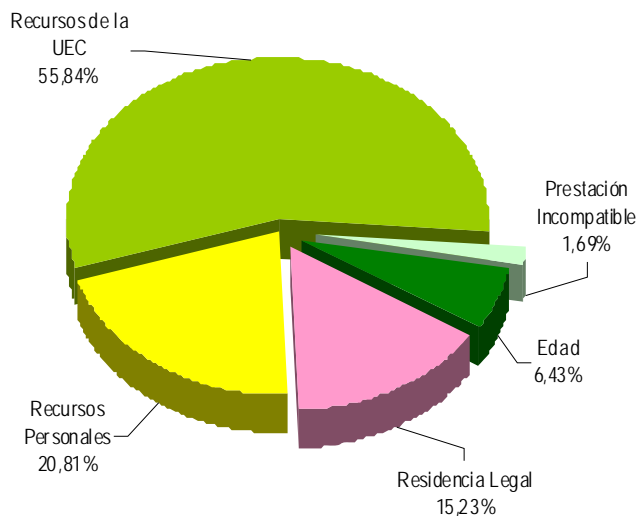
- Los aspectos de la gestión analizados en los puntos anteriores se reflejan en los indicadores de seguimiento que se incluyen en el siguiente cuadro.

| COEFICIENTES DE COBERTURA, RECONOCIMIENTO Y GESTIÓN | | | | | | |
|---|-------------------|----------------|----------------|------------------|----------------|----------------|
| Año 2010 | PNC DE JUBILACIÓN | | | PNC DE INVALIDEZ | | |
| | Cobertura | Reconocimiento | Gestión (días) | Cobertura | Reconocimiento | Gestión (días) |
| Enero | 68,51% | 59,41% | 74 | 81,67% | 45,61% | 165 |
| Febrero | 100,74% | 65,58% | 76 | 102,21% | 53,28% | 159 |
| Marzo | 95,17% | 67,25% | 75 | 100,56% | 52,43% | 148 |
| Abril | 102,91% | 65,54% | 77 | 110,49% | 53,34% | 153 |
| Mayo | 91,27% | 63,46% | 80 | 85,28% | 49,82% | 155 |
| Junio | 94,68% | 65,43% | 82 | 98,06% | 53,50% | 156 |
| Julio | 93,80% | 63,27% | 85 | 96,59% | 52,14% | 159 |
| Agosto | 90,03% | 70,12% | 91 | 94,41% | 56,63% | 260 |
| Setiembre | 102,48% | 63,79% | 91 | 108,69% | 50,45% | 198 |
| Octubre | | | | | | |
| Noviembre | | | | | | |
| Diciembre | | | | | | |

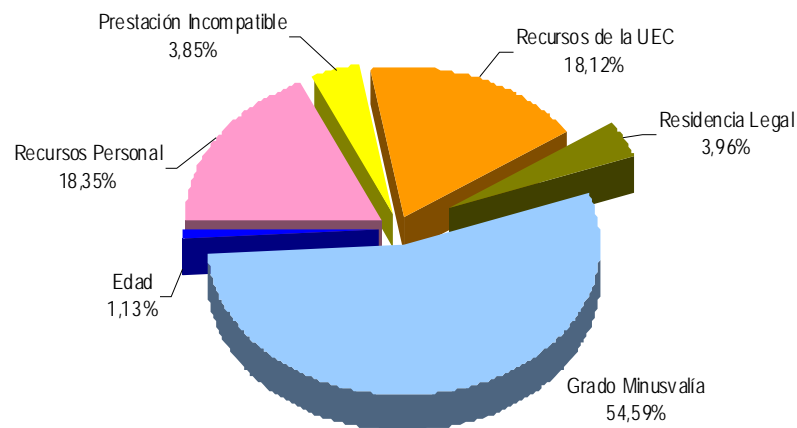
En esta línea cabe significar que durante el mes de septiembre las resoluciones efectuadas en PNC de jubilación han cubierto el 102,48% del volumen de la entrada del mes, coeficiente que en invalidez ofrece una cifra superior, con un 108,69%. Atendiendo al número de solicitudes pendientes de resolución al finalizar el mes de septiembre, cabe predecir que el tiempo medio de tramitación sería de 91 días en la PNC de jubilación y de 198 días en invalidez, lo que supone, en relación a los tiempos medios de tramitación de una solicitud en el mes anterior, que sea exactamente el mismo número en la pensión de jubilación y se reduzca en sesenta y dos días menos, en la pensión de invalidez.

Por último, cabe resaltar, como es habitual desde el inicio de la gestión, la mayor proporción de reconocimientos del derecho en la PNC de jubilación frente a invalidez dentro del conjunto de las solicitudes resueltas en cada tipo, dada la mayor selectividad de los requisitos necesarios para el acceso al derecho a PNC de invalidez. En este sentido, el coeficiente de reconocimiento en PNC de jubilación para este mes de septiembre supera en más de trece al de invalidez.

- **Causas de denegación:** Las causas de denegación mensual en trámite inicial por tipos de pensión en su distribución porcentual han sido las siguientes:



Causas de Denegación PNC jubilación



Causas de Denegación PNC invalidez

- ✓ En la PNC de jubilación se han denegado 591 solicitudes, de las que 330 lo han sido por superar el límite de recursos económicos establecidos para la UEC.
- ✓ Para la PNC de invalidez, la causa de denegación más frecuente ha sido la de no acreditar el grado de minusvalía en 482 solicitudes, sobre el total de 883.
- **Reclamaciones:** Con la información facilitada por los distintos Órganos gestores, excepto los de las provincias de Álava y Guipúzcoa, se han presentado 538 reclamaciones, de las que el 58.36% corresponden a PNC de invalidez. El número de reclamaciones resueltas se ha situado en 619, de las que el 63,81% han sido desestimadas. El número de reclamaciones pendientes al finalizar el mes de septiembre, se sitúa en 2.334, un 3,35% más que las existentes al comienzo del mes.

1.4 SEGUIMIENTO Y CONTROL DE PENSIONISTAS: REVISIONES DE OFICIO E INSTANCIA DE PARTE

La revisión de oficio es iniciada por el órgano gestor cuando, como resultado de las medidas de control disponibles o implantadas, conoce cualquier dato o información que pueda producir o haya producido variación sobrevenida en los requisitos, y ello pueda dar lugar a la modificación de la cuantía, a la suspensión o a la extinción del derecho a la pensión, procediendo, en su caso, al abono de atrasos o a la reclamación de cantidades indebidamente percibidas. Por otro lado, las de instancia de parte, se inician cuando el interesado, en cumplimiento de sus obligaciones, comunica al órgano gestor cualquier variación sobrevenida en su situación que pudiera tener incidencia en el derecho o en la cuantía reconocida de la pensión, siendo sus efectos resultantes idénticos a los indicados para las revisiones de oficio.

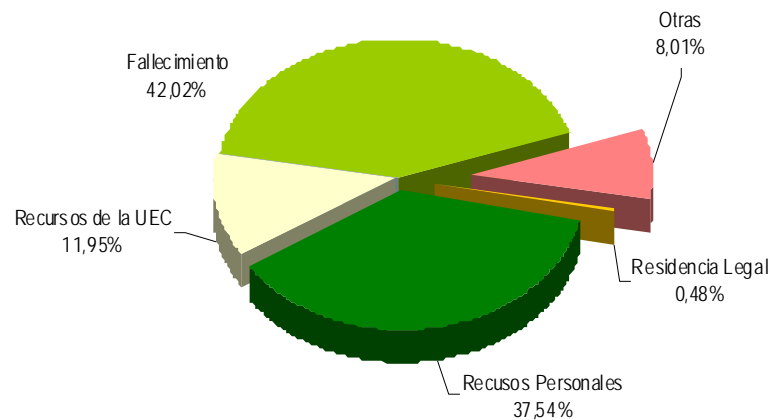
El análisis parte de los datos básicos correspondientes al mes de septiembre, relativos al volumen global de revisiones a efectuar en el mes, las efectuadas, y el detalle de las situaciones finales derivadas de dicho proceso, cuyas cifras se ofrecen en el cuadro siguiente.

| DATOS DE LA GESTIÓN ESTATAL DE LAS REVISIONES DE OFICIO E INSTANCIA DE PARTE PNCs | | | | | | | | | | | | | | | | | | |
|---|-------------------|-----------------------|--------------|------------|---------------|---------------|------------------|-----------------------|---------------|--------------|---------------|---------------|---------------|-----------------------|---------------|--------------|---------------|---------------|
| Año 2010 | PNC DE JUBILACIÓN | | | | | | PNC DE INVALIDEZ | | | | | | Total PNCs | | | | | |
| | Entrada | Revisiones Efectuadas | | | | | Entrada | Revisiones Efectuadas | | | | | Entrada | Revisiones Efectuadas | | | | |
| | | Sin Mod. | Con Mod. | Suspensión | Ext. Dho. | Total | | Sin Mod. | Con Mod. | Suspensión | Ext. Dho. | Total | | Sin Mod. | Con Mod. | Suspensión | Ext. Dho. | Total |
| Enero | 2.110 | 193 | 334 | 105 | 1.420 | 2.052 | 3.119 | 515 | 1.138 | 304 | 1.072 | 3.029 | 5.229 | 708 | 1.472 | 409 | 2.492 | 5.081 |
| Febrero | 3.041 | 324 | 677 | 65 | 1.976 | 3.042 | 4.202 | 764 | 1.646 | 364 | 1.320 | 4.094 | 7.243 | 1.088 | 2.323 | 429 | 3.296 | 7.136 |
| Marzo | 3.260 | 550 | 1.017 | 53 | 1.652 | 3.272 | 4.592 | 92 | 1.459 | 322 | 1.435 | 3.308 | 7.852 | 642 | 2.476 | 375 | 3.087 | 6.580 |
| Abril | 3.107 | 286 | 991 | 73 | 1.634 | 2.984 | 4.234 | 641 | 1.807 | 360 | 1.367 | 4.175 | 7.341 | 927 | 2.798 | 433 | 3.001 | 7.159 |
| Mayo | 2.843 | 382 | 619 | 105 | 1.718 | 2.824 | 3.062 | 579 | 971 | 295 | 1.142 | 2.987 | 5.905 | 961 | 1.590 | 400 | 2.860 | 5.811 |
| Junio | 2.634 | 372 | 648 | 136 | 1.434 | 2.590 | 4.029 | 973 | 1.354 | 419 | 1.227 | 3.973 | 6.663 | 1.345 | 2.002 | 555 | 2.661 | 6.563 |
| Julio | 2.160 | 341 | 679 | 121 | 1.374 | 2.515 | 3.529 | 671 | 1.406 | 371 | 1.167 | 3.615 | 5.689 | 1.012 | 2.085 | 492 | 2.541 | 6.130 |
| Agosto | 1.953 | 277 | 436 | 75 | 1.267 | 2.055 | 2.913 | 677 | 1.049 | 217 | 921 | 2.864 | 4.866 | 954 | 1.485 | 292 | 2.188 | 4.919 |
| Setiembre | 2.391 | 241 | 514 | 145 | 1.473 | 2.373 | 3.724 | 654 | 1.316 | 460 | 1.056 | 3.486 | 6.115 | 895 | 1.830 | 605 | 2.529 | 5.859 |
| Octubre | | | | | | | | | | | | | | | | | | |
| Noviembre | | | | | | | | | | | | | | | | | | |
| Diciembre | | | | | | | | | | | | | | | | | | |
| Total Año | 23.499 | 2.966 | 5.915 | 878 | 13.948 | 23.707 | 33.404 | 5.566 | 12.146 | 3.112 | 10.707 | 31.531 | 56.903 | 8.532 | 18.061 | 3.990 | 24.655 | 55.238 |
| Media mensual | 2.611 | 330 | 657 | 98 | 1.550 | 2.634 | 3.712 | 618 | 1.350 | 346 | 1.190 | 3.503 | 6.323 | 948 | 2.007 | 443 | 2.739 | 6.138 |

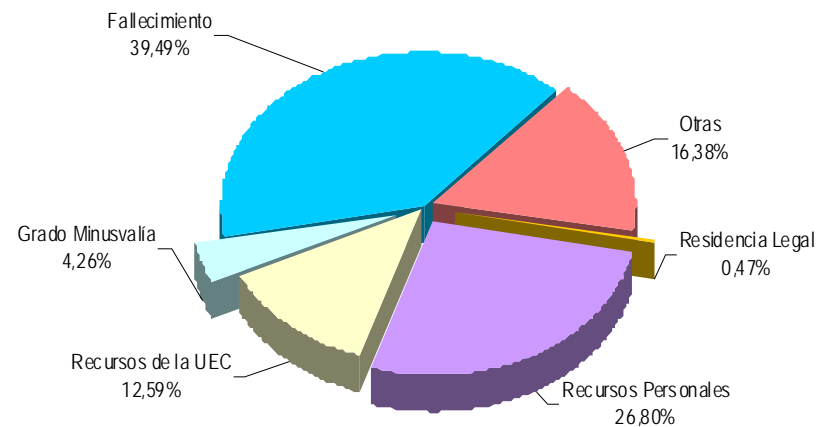
Analizando de modo específico cada uno de los aspectos señalados, para el mes de septiembre se obtienen los siguientes resultados:

- ✓ Se han iniciado en el mes 6.115 revisiones, de las que el 60,90% lo son de PNC de invalidez y se ha emitido resolución sobre un total de 5.859 revisiones, de las que el 59,50% corresponden a PNC de invalidez.
- ✓ El 15,28% de las revisiones efectuadas no han supuesto variación alguna en el derecho y en la cuantía de la pensión no contributiva.
- ✓ En el 31,23% de las revisiones efectuadas se ha modificado la cuantía de la pensión, de las que el 71,91% corresponden a pensionistas de invalidez y en las que se han incluido 113 recuperaciones del derecho por el cese en actividad laboral, así como 221 declaraciones de compatibilidad en el percibo de la pensión de invalidez con los ingresos derivados de esa actividad conforme al artículo 147.2 de la Ley General de la Seguridad Social, introducido por la Ley 8/2005.
- ✓ El número total de suspensiones efectuadas se cifra en 605, el 10,33% del total de procedimientos de revisión sobre los que se ha dictado resolución. Del total de suspensiones, 101 vienen motivadas porque el pensionista de invalidez ha iniciado una actividad laboral, sin que proceda declarar la compatibilidad en el percibo de la pensión con los ingresos derivados de dicha actividad.

Causas de Extinción PNC jubilación



Causas de Extinción PNC invalidez



- ✓ Se ha extinguido el derecho a 2.529 pensionistas, de los que el 58,24% disfrutaban de PNC de jubilación. Los gráficos anteriores reflejan los distintos motivos de extinción en ambas prestaciones. Las causas de extinción en su conjunto –personal más U.E.C.- se configuran globalmente como el primer motivo de extinción, en jubilación alcanza el 49,49%, y en invalidez el 39,49%, preeminencia que se motiva en la posición que registran las extinciones motivadas en que el pensionista dispone de recursos suficientes. La primera causa de extinción del derecho en el total de PNC ha sido la del fallecimiento del pensionista, que en jubilación supone el 42,02% del total de causas de extinción.



ANEXOS PNC

1a NÚMERO DE PENSIONES E IMPORTES DE LAS NÓMINAS

| PENSIONES NO CONTRIBUTIVAS (PNCs) EVOLUCIÓN DE LAS NÓMINAS | | | | TOTAL ESTADO CON NAVARRA Y EL PAÍS VASCO | | |
|---|-----------------------|-----------------------|-------------------------|---|-----------|---------|
| AÑO/MENSUALIDAD | IMPORTES BRUTOS | | | NÚMERO DE PENSIONES POR TIPO | | |
| | JUBILACIÓN | INVALIDEZ | TOTAL | JUBILACIÓN | INVALIDEZ | TOTAL |
| AÑO 2003 | 995.517.618,75 | 838.991.498,71 | 1.834.509.117,46 | 282.063 | 207.273 | 489.336 |
| AÑO 2004 | 1.018.808.143,43 | 859.701.119,41 | 1.878.509.262,84 | 280.338 | 206.953 | 487.291 |
| AÑO 2005 | 1.056.521.365,48 | 889.294.393,94 | 1.945.815.759,42 | 278.556 | 204.686 | 483.242 |
| AÑO 2006 | 1.082.941.167,54 | 918.806.462,89 | 2.001.747.630,43 | 274.266 | 204.383 | 478.649 |
| AÑO 2007 | 1.120.586.681,01 | 956.197.098,26 | 2.076.783.779,27 | 267.702 | 201.751 | 469.453 |
| AÑO 2008 | 1.147.960.868,04 | 977.108.236,72 | 2.125.069.104,76 | 262.960 | 197.884 | 460.844 |
| AÑO 2009 | 1.154.017.053,22 | 989.070.138,79 | 2.143.087.192,01 | 258.873 | 196.782 | 455.655 |
| AÑO 2010 | | | | | | |
| ENERO | 82.495.351,41 | 70.638.081,56 | 153.133.432,97 | 258.433 | 196.794 | 455.227 |
| FEBRERO | 82.767.302,84 | 71.177.382,94 | 153.944.685,78 | 258.772 | 196.444 | 455.216 |
| MARZO | 83.208.456,03 | 72.251.597,71 | 155.460.053,74 | 258.467 | 196.690 | 455.157 |
| ABRIL | 83.302.152,86 | 72.190.991,92 | 155.493.144,78 | 258.368 | 196.729 | 455.097 |
| MAYO | 82.869.247,60 | 71.934.822,09 | 154.804.069,69 | 257.889 | 196.773 | 454.662 |
| JUNIO* | 162.622.589,92 | 139.210.501,34 | 301.833.091,26 | 257.386 | 196.371 | 453.757 |
| JULIO | 83.037.653,18 | 71.889.845,82 | 154.927.499,00 | 256.637 | 196.079 | 452.716 |
| AGOSTO | 82.706.917,70 | 71.428.530,08 | 154.135.447,78 | 256.577 | 195.845 | 452.422 |
| SEPTIEMBRE | 82.108.331,27 | 70.683.308,84 | 152.791.640,11 | 256.410 | 195.678 | 452.088 |
| OCTUBRE | | | | | | |
| NOVIEMBRE* | | | | | | |
| DICIEMBRE | | | | | | |
| TOTAL AÑO 2010 (1) | 828.294.852,81 | 714.930.862,30 | 1.543.225.715,11 | | | |

* Junto a la mensualidad se abona una paga extra

(1) En importes se incluye el abono del complemento por alquiler del segundo pago del año 2009 y del primer pago del año 2010.

PENSIONES NO CONTRIBUTIVAS DE LA SEGURIDAD SOCIAL

PENSIONES E IMPORTE DE LA NÓMINA AÑO 2010

SETIEMBRE

| CC.AA. Y/O PROVINCIAS | PNC DE JUBILACIÓN | | | PNC DE INVALIDEZ | | | TOTAL JUBILACIÓN E INVALIDEZ | | |
|-----------------------------|------------------------|------------------|---------------------|------------------------|------------------|---------------------|------------------------------|------------------|---------------------|
| | NÚMERO DE PENSIONES | IMPORTE BRUTO | PROMEDIO MENSUAL | NÚMERO DE PENSIONES | IMPORTE BRUTO | PROMEDIO MENSUAL | NÚMERO DE PENSIONES | IMPORTE BRUTO | PROMEDIO MENSUAL |
| ANDALUCÍA | 58.702 | 18.788.023,36 | 320,06 | 45.109 | 16.347.465,29 | 362,40 | 103.811 | 35.135.488,65 | 338,46 |
| ALMERÍA | 3.737 | 1.177.719,13 | 315,15 | 3.038 | 1.082.666,42 | 356,37 | 6.775 | 2.260.385,55 | 333,64 |
| CÁDIZ | 9.725 | 3.158.933,84 | 324,83 | 9.288 | 3.299.605,81 | 355,25 | 19.013 | 6.458.539,65 | 339,69 |
| CÓRDOBA | 5.574 | 1.780.614,76 | 319,45 | 3.999 | 1.480.355,90 | 370,18 | 9.573 | 3.260.970,66 | 340,64 |
| GRANADA | 4.733 | 1.479.021,60 | 312,49 | 4.500 | 1.661.031,72 | 369,12 | 9.233 | 3.140.053,32 | 340,09 |
| HUELVA | 3.590 | 1.167.076,84 | 325,09 | 3.271 | 1.152.169,69 | 352,24 | 6.861 | 2.319.246,53 | 338,03 |
| JAÉN | 4.239 | 1.364.161,96 | 321,81 | 2.768 | 1.005.926,77 | 363,41 | 7.007 | 2.370.088,73 | 338,25 |
| MÁLAGA | 13.002 | 4.241.477,67 | 326,22 | 8.879 | 3.246.811,91 | 365,67 | 21.881 | 7.488.289,58 | 342,23 |
| SEVILLA | 14.102 | 4.419.017,56 | 313,36 | 9.366 | 3.418.897,07 | 365,03 | 23.468 | 7.837.914,63 | 333,98 |
| ARAGÓN | 5.166 | 1.708.923,08 | 330,80 | 2.879 | 1.039.435,98 | 361,04 | 8.045 | 2.748.359,06 | 341,62 |
| HUESCA | 1.344 | 452.341,53 | 336,56 | 634 | 227.375,29 | 358,64 | 1.978 | 679.716,82 | 343,64 |
| TERUEL | 630 | 209.460,79 | 332,48 | 236 | 85.968,30 | 364,27 | 866 | 295.429,09 | 341,14 |
| ZARAGOZA | 3.192 | 1.047.120,76 | 328,05 | 2.009 | 726.092,39 | 361,42 | 5.201 | 1.773.213,15 | 340,94 |
| ASTURIAS | 5.045 | 1.648.047,79 | 326,67 | 4.747 | 1.682.675,54 | 354,47 | 9.792 | 3.330.723,33 | 340,15 |
| ILLES BALEARS | 4.212 | 1.362.009,02 | 323,36 | 3.395 | 1.231.556,81 | 362,76 | 7.607 | 2.593.565,83 | 340,94 |
| CANARIAS | 23.077 | 7.421.984,23 | 321,62 | 19.151 | 7.065.551,21 | 368,94 | 42.228 | 14.487.535,44 | 343,08 |
| LAS PALMAS | 8.751 | 2.887.104,41 | 329,92 | 6.803 | 2.580.351,91 | 379,30 | 15.554 | 5.467.456,32 | 351,51 |
| S.C. TENERIFE | 14.326 | 4.534.879,82 | 316,55 | 12.348 | 4.485.199,30 | 363,23 | 26.674 | 9.020.079,12 | 338,16 |
| CANTABRIA | 3.033 | 934.897,30 | 308,24 | 3.115 | 1.109.748,03 | 356,26 | 6.148 | 2.044.645,33 | 332,57 |
| CASTILLA Y LEÓN | 13.158 | 4.342.615,51 | 330,04 | 9.797 | 3.641.916,74 | 371,74 | 22.955 | 7.984.532,25 | 347,83 |
| ÁVILA | 1.226 | 405.438,78 | 330,70 | 785 | 291.726,14 | 371,63 | 2.011 | 697.164,92 | 346,68 |
| BURGOS | 1.326 | 435.936,19 | 328,76 | 1.218 | 445.725,65 | 365,95 | 2.544 | 881.661,84 | 346,57 |
| LEÓN | 2.409 | 780.620,93 | 324,04 | 2.353 | 858.929,55 | 365,04 | 4.762 | 1.639.550,48 | 344,30 |
| PALENCIA | 1.028 | 341.184,67 | 331,89 | 747 | 276.465,72 | 370,10 | 1.775 | 617.650,39 | 347,97 |
| SALAMANCA | 2.773 | 910.193,52 | 328,23 | 1.414 | 513.167,16 | 362,92 | 4.187 | 1.423.360,68 | 339,95 |
| SEGOVIA | 508 | 166.205,69 | 327,18 | 465 | 167.630,74 | 360,50 | 973 | 333.836,43 | 343,10 |
| SORIA | 345 | 116.877,84 | 338,78 | 157 | 57.621,35 | 367,01 | 502 | 174.499,19 | 347,61 |
| VALLADOLID | 2.141 | 720.608,78 | 336,58 | 1.708 | 661.797,32 | 387,47 | 3.849 | 1.382.406,10 | 359,16 |
| ZAMORA | 1.402 | 465.549,11 | 332,06 | 950 | 368.853,11 | 388,27 | 2.352 | 834.402,22 | 354,76 |
| CASTILLA-LA MANCHA | 11.668 | 3.744.470,33 | 320,92 | 9.304 | 3.386.801,84 | 364,02 | 20.972 | 7.131.272,17 | 340,04 |
| ALBACETE | 2.321 | 755.281,11 | 325,41 | 2.053 | 752.661,29 | 366,62 | 4.374 | 1.507.942,40 | 344,75 |
| CIUDAD REAL | 3.239 | 1.051.207,18 | 324,55 | 2.711 | 1.003.474,93 | 370,15 | 5.950 | 2.054.682,11 | 345,32 |
| CUENCA | 1.498 | 490.526,15 | 327,45 | 1.403 | 501.413,20 | 357,39 | 2.901 | 991.939,35 | 341,93 |
| GUADALAJARA | 586 | 195.182,59 | 333,08 | 589 | 219.294,80 | 372,32 | 1.175 | 414.477,39 | 352,75 |
| TOLEDO | 4.024 | 1.252.273,30 | 311,20 | 2.548 | 909.957,62 | 357,13 | 6.572 | 2.162.230,92 | 329,01 |

(Continúa al dorso)

| CC.AA. Y/O PROVINCIAS | PNC DE JUBILACIÓN | | | PNC DE INVALIDEZ | | | TOTAL JUBILACIÓN E INVALIDEZ | | |
|-----------------------------|------------------------|----------------------|---------------------|------------------------|----------------------|---------------------|------------------------------|-----------------------|---------------------|
| | NÚMERO DE PENSIONES | IMPORTE BRUTO | PROMEDIO MENSUAL | NÚMERO DE PENSIONES | IMPORTE BRUTO | PROMEDIO MENSUAL | NÚMERO DE PENSIONES | IMPORTE BRUTO | PROMEDIO MENSUAL |
| CATALUNYA | 31.596 | 9.717.708,25 | 307,56 | 24.647 | 8.648.219,71 | 350,88 | 56.243 | 18.365.927,96 | 326,55 |
| BARCELONA | 23.330 | 7.159.292,51 | 306,87 | 18.406 | 6.436.889,43 | 349,72 | 41.736 | 13.596.181,94 | 325,77 |
| GIRONA | 2.265 | 709.627,91 | 313,30 | 1.667 | 595.646,91 | 357,32 | 3.932 | 1.305.274,82 | 331,96 |
| LLEIDA | 2.474 | 753.639,59 | 304,62 | 1.316 | 470.012,56 | 357,15 | 3.790 | 1.223.652,15 | 322,86 |
| TARRAGONA | 3.527 | 1.095.148,24 | 310,50 | 3.258 | 1.145.670,81 | 351,65 | 6.785 | 2.240.819,05 | 330,26 |
| COMUNIDAD VALENCIANA | 26.708 | 8.400.006,85 | 314,51 | 20.060 | 7.112.727,68 | 354,57 | 46.768 | 15.512.734,53 | 331,70 |
| ALICANTE | 9.479 | 2.958.960,01 | 312,16 | 6.565 | 2.318.539,08 | 353,17 | 16.044 | 5.277.499,09 | 328,94 |
| CASTELLÓN | 1.455 | 458.366,52 | 315,03 | 2.036 | 715.410,92 | 351,38 | 3.491 | 1.173.777,44 | 336,23 |
| VALENCIA | 15.774 | 4.982.680,32 | 315,88 | 11.459 | 4.078.777,68 | 355,95 | 27.233 | 9.061.458,00 | 332,74 |
| EXTREMADURA | 9.245 | 3.091.427,63 | 334,39 | 5.941 | 2.171.361,14 | 365,49 | 15.186 | 5.262.788,77 | 346,56 |
| BADAJOS | 6.441 | 2.160.897,06 | 335,49 | 4.026 | 1.456.553,15 | 361,79 | 10.467 | 3.617.450,21 | 345,61 |
| CÁCERES | 2.804 | 930.530,57 | 331,86 | 1.915 | 714.807,99 | 373,27 | 4.719 | 1.645.338,56 | 348,66 |
| GALICIA | 29.163 | 9.538.169,65 | 327,06 | 17.795 | 6.476.167,08 | 363,93 | 46.958 | 16.014.336,73 | 341,04 |
| A CORUÑA | 12.132 | 3.919.280,12 | 323,05 | 6.832 | 2.434.968,46 | 356,41 | 18.964 | 6.354.248,58 | 335,07 |
| LUGO | 3.619 | 1.172.124,02 | 323,88 | 1.916 | 694.546,36 | 362,50 | 5.535 | 1.866.670,38 | 337,25 |
| OURENSE | 4.204 | 1.352.359,66 | 321,68 | 2.575 | 915.628,31 | 355,58 | 6.779 | 2.267.987,97 | 334,56 |
| PONTEVEDRA | 9.208 | 3.094.405,85 | 336,06 | 6.472 | 2.431.023,95 | 375,62 | 15.680 | 5.525.429,80 | 352,39 |
| MADRID | 19.616 | 6.308.908,44 | 321,62 | 13.234 | 4.801.297,33 | 362,80 | 32.850 | 11.110.205,77 | 338,21 |
| MURCIA | 6.692 | 2.098.017,25 | 313,51 | 7.347 | 2.635.215,57 | 358,68 | 14.039 | 4.733.232,82 | 337,15 |
| NAVARRA | 1.831 | 589.404,62 | 321,90 | 825 | 315.127,18 | 381,97 | 2.656 | 904.531,80 | 340,56 |
| PAÍS VASCO | 4.301 | 1.367.059,04 | 317,85 | 5.578 | 1.995.274,54 | 357,70 | 9.879 | 3.362.333,58 | 340,35 |
| ÁLAVA | 560 | 175.074,69 | 312,63 | 547 | 193.565,69 | 353,87 | 1.107 | 368.640,38 | 333,01 |
| GUIPÚZCOA | 1.193 | 401.630,43 | 336,66 | 1.430 | 530.933,42 | 371,28 | 2.623 | 932.563,85 | 355,53 |
| VIZCAYA | 2.548 | 790.353,92 | 310,19 | 3.601 | 1.270.775,43 | 352,90 | 6.149 | 2.061.129,35 | 335,20 |
| LA RIOJA | 1.010 | 322.918,95 | 319,72 | 759 | 273.410,63 | 360,22 | 1.769 | 596.329,58 | 337,10 |
| CEUTA | 871 | 289.324,39 | 332,17 | 833 | 322.711,69 | 387,41 | 1.704 | 612.036,08 | 359,18 |
| MELILLA | 1.316 | 434.415,58 | 330,10 | 1.162 | 426.644,85 | 367,16 | 2.478 | 861.060,43 | 347,48 |
| TOTAL ESTADO | 256.410 | 82.108.331,27 | 320,22 | 195.678 | 70.683.308,84 | 361,22 | 452.088 | 152.791.640,11 | 337,97 |

Deduciones en nómina (PAS, LISMI, P.F.H.C. y Pagos Indevidos):

524.121,75

IMPORTE NETO DE LA NÓMINA:

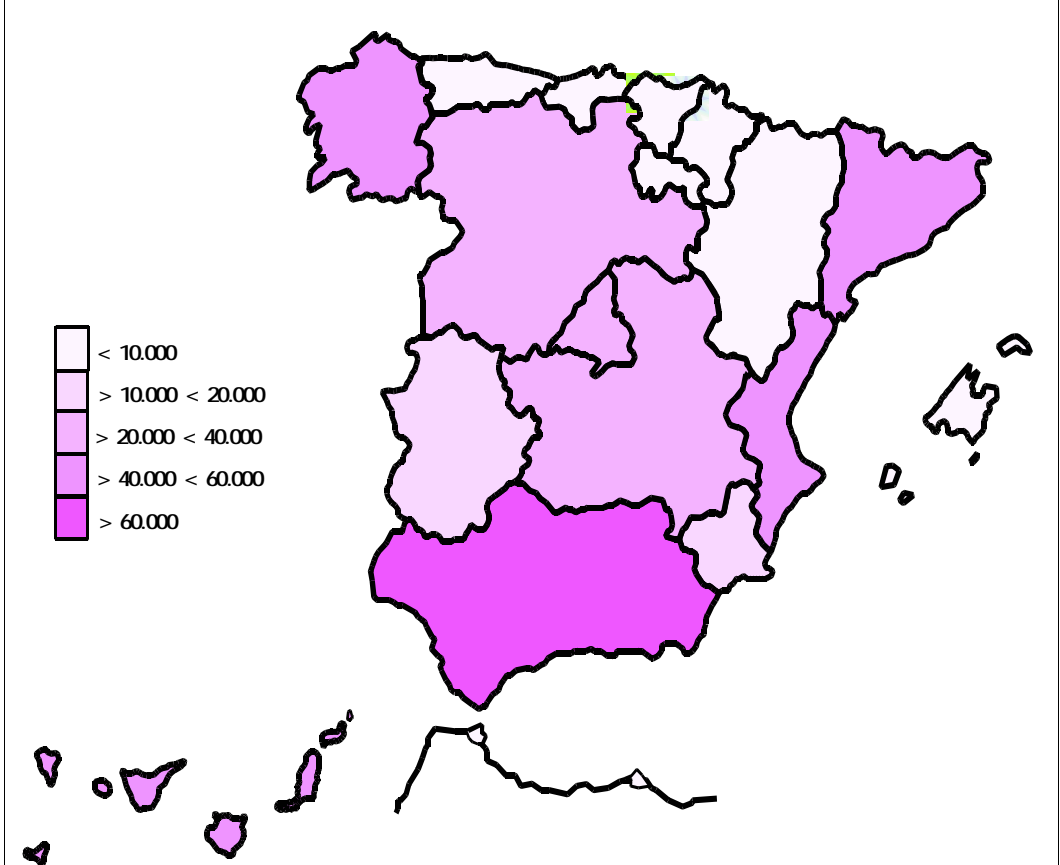
152.267.518,36

PNCs DE LA SEGURIDAD SOCIAL DE JUBILACIÓN E INVALIDEZ

DISTRIBUCIÓN TERRITORIAL DEL NÚMERO DE PENSIONES EN LA NÓMINA DE SETIEMBRE DE 2010

| ÁMBITO GEOGRÁFICO | NÚMERO DE PENSIONES POR TIPO | | | | | |
|----------------------|------------------------------|---------------|----------------|---------------|----------------|---------------|
| | JUBILACIÓN | % | INVALIDEZ | % | TOTAL | % |
| ANDALUCÍA | 58.702 | 22,89 | 45.109 | 23,05 | 103.811 | 22,96 |
| ARAGÓN | 5.166 | 2,01 | 2.879 | 1,47 | 8.045 | 1,78 |
| ASTURIAS | 5.045 | 1,97 | 4.747 | 2,43 | 9.792 | 2,17 |
| ILLES BALEARS | 4.212 | 1,64 | 3.395 | 1,73 | 7.607 | 1,68 |
| CANARIAS | 23.077 | 9,00 | 19.151 | 9,79 | 42.228 | 9,34 |
| CANTABRIA | 3.033 | 1,18 | 3.115 | 1,59 | 6.148 | 1,36 |
| CASTILLA Y LEÓN | 13.158 | 5,13 | 9.797 | 5,01 | 22.955 | 5,08 |
| CASTILLA-LA MANCHA | 11.668 | 4,55 | 9.304 | 4,75 | 20.972 | 4,64 |
| CATALUNYA | 31.596 | 12,32 | 24.647 | 12,60 | 56.243 | 12,44 |
| C. VALENCIANA | 26.708 | 10,42 | 20.060 | 10,25 | 46.768 | 10,34 |
| EXTREMADURA | 9.245 | 3,61 | 5.941 | 3,04 | 15.186 | 3,36 |
| GALICIA | 29.163 | 11,37 | 17.795 | 9,09 | 46.958 | 10,39 |
| MADRID | 19.616 | 7,65 | 13.234 | 6,76 | 32.850 | 7,27 |
| MURCIA | 6.692 | 2,61 | 7.347 | 3,75 | 14.039 | 3,11 |
| NAVARRA | 1.831 | 0,71 | 825 | 0,42 | 2.656 | 0,59 |
| PAÍS VASCO | 4.301 | 1,68 | 5.578 | 2,85 | 9.879 | 2,19 |
| LA RIOJA | 1.010 | 0,39 | 759 | 0,39 | 1.769 | 0,39 |
| CEUTA | 871 | 0,34 | 833 | 0,43 | 1.704 | 0,38 |
| MELILLA | 1.316 | 0,51 | 1.162 | 0,59 | 2.478 | 0,55 |
| TOTAL ESTADO | 256.410 | 100,00 | 195.678 | 100,00 | 452.088 | 100,00 |

DISTRIBUCIÓN POR COMUNIDADES AUTÓNOMAS

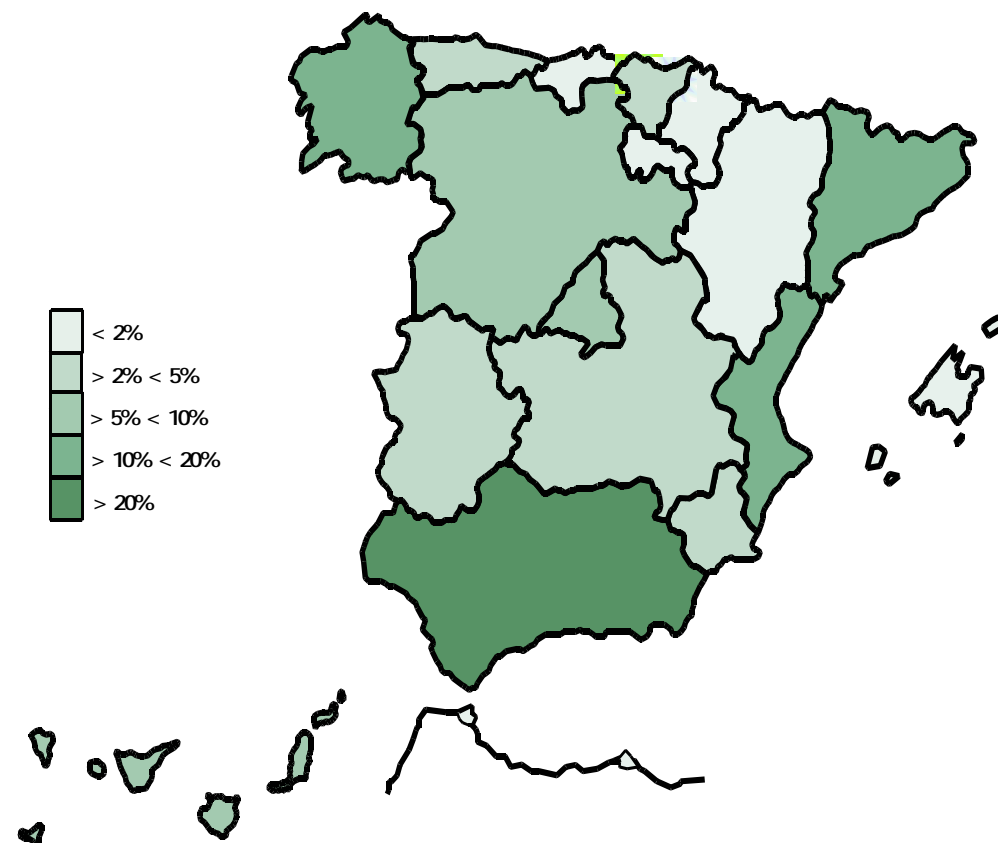


PNCs DE LA SEGURIDAD SOCIAL DE JUBILACIÓN E INVALIDEZ

DISTRIBUCIÓN TERRITORIAL DE LOS IMPORTES BRUTOS DE LAS NÓMINAS DEL AÑO 2010 HASTA SEPTIEMBRE (*)

| ÁMBITO GEOGRÁFICO | IMPORTES BRUTOS DE LAS NÓMINAS | | | |
|----------------------|--------------------------------|-----------------------|-------------------------|---------------|
| | JUBILACIÓN | INVALIDEZ | TOTAL | % |
| ANDALUCÍA | 189.312.454,29 | 164.901.489,84 | 354.213.944,13 | 22,95 |
| ARAGÓN | 17.199.796,04 | 10.503.339,55 | 27.703.135,59 | 1,80 |
| ASTURIAS | 16.789.076,80 | 17.449.466,74 | 34.238.543,54 | 2,22 |
| ILLES BALEARS | 13.730.658,02 | 12.463.807,87 | 26.194.465,89 | 1,70 |
| CANARIAS | 75.176.310,31 | 71.073.942,33 | 146.250.252,64 | 9,48 |
| CANTABRIA | 9.500.234,52 | 11.159.015,18 | 20.659.249,70 | 1,34 |
| CASTILLA Y LEÓN | 43.929.521,96 | 36.482.995,33 | 80.412.517,29 | 5,21 |
| CASTILLA-LA MANCHA | 38.163.321,89 | 34.126.377,74 | 72.289.699,63 | 4,68 |
| CATALUNYA | 98.276.712,57 | 88.629.399,63 | 186.906.112,20 | 12,11 |
| C. VALENCIANA | 84.005.396,43 | 71.835.597,07 | 155.840.993,50 | 10,10 |
| EXTREMADURA | 30.857.516,03 | 21.745.196,06 | 52.602.712,09 | 3,41 |
| GALICIA | 95.780.275,77 | 65.009.244,74 | 160.789.520,51 | 10,42 |
| MADRID | 63.105.561,54 | 48.584.355,49 | 111.689.917,03 | 7,24 |
| MURCIA | 22.119.093,19 | 28.001.862,61 | 50.120.955,80 | 3,25 |
| NAVARRA | 6.018.162,60 | 3.021.093,47 | 9.039.256,07 | 0,59 |
| PAÍS VASCO | 13.757.155,37 | 19.712.904,18 | 33.470.059,55 | 2,17 |
| LA RIOJA | 3.285.383,64 | 2.787.736,81 | 6.073.120,45 | 0,39 |
| CEUTA | 2.925.079,22 | 3.075.825,46 | 6.000.904,68 | 0,39 |
| MELILLA | 4.363.142,62 | 4.367.212,20 | 8.730.354,82 | 0,57 |
| TOTAL ESTADO | 828.294.852,81 | 714.930.862,30 | 1.543.225.715,11 | 100,00 |

DISTRIBUCIÓN PORCENTUAL POR COMUNIDADES AUTÓNOMAS



* El pago es efectuado por la Tesorería General de la Seguridad Social, excepto Navarra y el País Vasco cuyo pago es efectuado por el Instituto Navarro de Bienestar Social y el Dpt^o. de Trabajo y Seguridad Social del Gobierno Vasco respectivamente.

PNCs DE LA SEGURIDAD SOCIAL: ALTAS, BAJAS Y OSCILACIONES EN NÓMINA DE SETIEMBRE DE 2010

| ÁMBITO GEOGRÁFICO | PNC DE JUBILACIÓN | | | PNC DE INVALIDEZ | | | TOTAL PNCs | | |
|----------------------|-------------------|--------------|--------------|------------------|--------------|--------------|--------------|--------------|--------------|
| | ALTAS | BAJAS | OSCILACIONES | ALTAS | BAJAS | OSCILACIONES | ALTAS | BAJAS | OSCILACIONES |
| ANDALUCÍA | 334 | 382 | -48 | 350 | 159 | 191 | 684 | 541 | 143 |
| ARAGÓN | 45 | 60 | -15 | 27 | 22 | 5 | 72 | 82 | -10 |
| ASTURIAS | 36 | 53 | -17 | 22 | 31 | -9 | 58 | 84 | -26 |
| ILLES BALEARS | 43 | 51 | -8 | 55 | 40 | 15 | 98 | 91 | 7 |
| CANARIAS | 77 | 134 | -57 | 136 | 95 | 41 | 213 | 229 | -16 |
| CANTABRIA | 14 | 20 | -6 | 22 | 10 | 12 | 36 | 30 | 6 |
| CASTILLA Y LEÓN | 86 | 141 | -55 | 87 | 88 | -1 | 173 | 229 | -56 |
| CASTILLA-LA MANCHA | 39 | 121 | -82 | 76 | 48 | 28 | 115 | 169 | -54 |
| CATALUNYA | 116 | 188 | -72 | 98 | 128 | -30 | 214 | 316 | -102 |
| C. VALENCIANA | 151 | 231 | -80 | 120 | 101 | 19 | 271 | 332 | -61 |
| EXTREMADURA | 95 | 112 | -17 | 57 | 43 | 14 | 152 | 155 | -3 |
| GALICIA | 165 | 248 | -83 | 129 | 112 | 17 | 294 | 360 | -66 |
| MADRID | 119 | 134 | -15 | 90 | 84 | 6 | 209 | 218 | -9 |
| MURCIA | 1 | 52 | -51 | 1 | 33 | -32 | 2 | 85 | -83 |
| NAVARRA | - | - | - | - | - | - | - | - | - |
| PAÍS VASCO | - | - | - | - | - | - | - | - | - |
| LA RIOJA | 3 | 11 | -8 | 5 | 8 | -3 | 8 | 19 | -11 |
| CEUTA | 11 | 7 | 4 | 21 | 5 | 16 | 32 | 12 | 20 |
| MELILLA | 4 | 7 | -3 | 8 | 9 | -1 | 12 | 16 | -4 |
| TOTAL ESTADO | 1.339 | 1.952 | -613 | 1.304 | 1.016 | 288 | 2.643 | 2.968 | -325 |

1) No se dispone del movimiento de beneficiarios en nómina de las comunidades de Navarra y el País Vasco

PNCs DE LA SEGURIDAD SOCIAL: ACUMULADO DE ALTAS, BAJAS Y OSCILACIONES EN NÓMINA AÑO 2010 (1)

| ÁMBITO GEOGRÁFICO | PNC DE JUBILACIÓN | | | PNC DE INVALIDEZ | | | TOTAL PNCs | | |
|----------------------|-------------------|---------------|---------------|------------------|---------------|--------------|---------------|---------------|---------------|
| | ALTAS | BAJAS | OSCILACIONES | ALTAS | BAJAS | OSCILACIONES | ALTAS | BAJAS | OSCILACIONES |
| ANDALUCÍA | 3.323 | 4.947 | -1.624 | 3.079 | 2.426 | 653 | 6.402 | 7.373 | -971 |
| ARAGÓN | 419 | 646 | -227 | 296 | 270 | 26 | 715 | 916 | -201 |
| ASTURIAS | 342 | 474 | -132 | 347 | 284 | 63 | 689 | 758 | -69 |
| ILLES BALEARS | 455 | 429 | 26 | 476 | 384 | 92 | 931 | 813 | 118 |
| CANARIAS | 1.038 | 1.580 | -542 | 1.422 | 1.039 | 383 | 2.460 | 2.619 | -159 |
| CANTABRIA | 197 | 276 | -79 | 253 | 183 | 70 | 450 | 459 | -9 |
| CASTILLA Y LEÓN | 942 | 1.400 | -458 | 837 | 891 | -54 | 1.779 | 2.291 | -512 |
| CASTILLA-LA MANCHA | 624 | 1.141 | -517 | 865 | 586 | 279 | 1.489 | 1.727 | -238 |
| CATALUNYA | 1.837 | 2.273 | -436 | 1.807 | 1.167 | 640 | 3.644 | 3.440 | 204 |
| C. VALENCIANA | 1.685 | 2.075 | -390 | 1.579 | 1.116 | 463 | 3.264 | 3.191 | 73 |
| EXTREMADURA | 656 | 1.051 | -395 | 437 | 426 | 11 | 1.093 | 1.477 | -384 |
| GALICIA | 1.601 | 2.653 | -1.052 | 1.170 | 1.084 | 86 | 2.771 | 3.737 | -966 |
| MADRID | 1.181 | 1.496 | -315 | 1.070 | 798 | 272 | 2.251 | 2.294 | -43 |
| MURCIA | 341 | 614 | -273 | 503 | 416 | 87 | 844 | 1.030 | -186 |
| NAVARRA | - | - | - | - | - | - | - | - | - |
| PAÍS VASCO | - | - | - | - | - | - | - | - | - |
| LA RIOJA | 57 | 110 | -53 | 74 | 55 | 19 | 131 | 165 | -34 |
| CEUTA | 58 | 89 | -31 | 95 | 94 | 1 | 153 | 183 | -30 |
| MELILLA | 60 | 89 | -29 | 141 | 180 | -39 | 201 | 269 | -68 |
| TOTAL ESTADO | 14.816 | 21.343 | -6.527 | 14.451 | 11.399 | 3.052 | 29.267 | 32.742 | -3.475 |

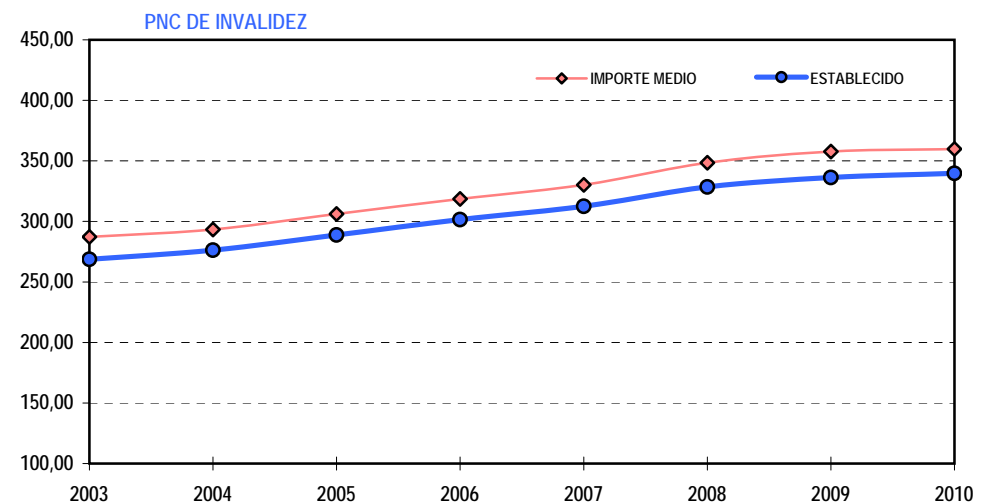
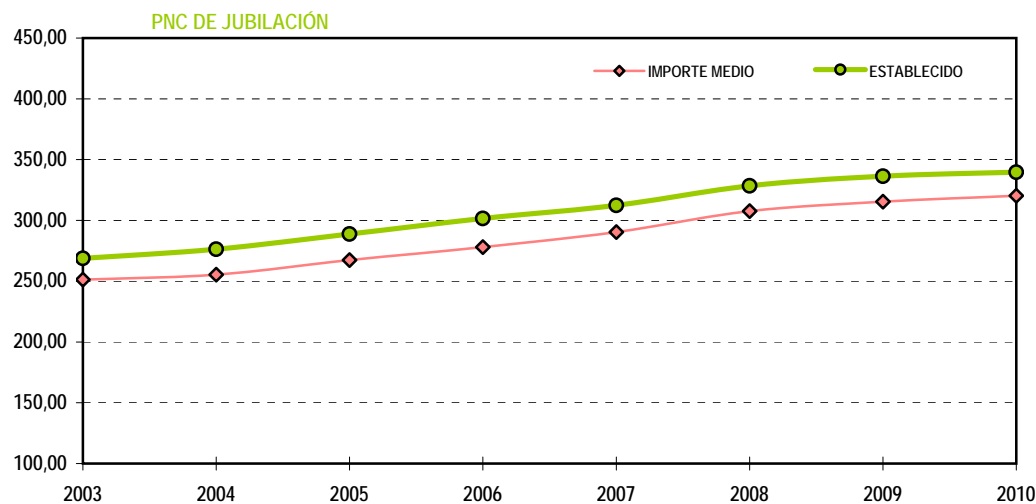
1) No se dispone del movimiento de beneficiarios en nómina de las comunidades de Navarra y el País Vasco

EVOLUCIÓN IMPORTES MEDIOS PENSIONES NO CONTRIBUTIVAS

| | PNC DE JUBILACIÓN | | | | | | | | PNC DE INVALIDEZ | | | | | | | |
|-------------------------|-------------------|---------------|---------------|---------------|---------------|---------------|---------------|---------------|------------------|---------------|---------------|---------------|---------------|---------------|---------------|---------------|
| | 2003 | 2004 | 2005 | 2006 | 2007 | 2008 | 2009 | 2010 | 2003 | 2004 | 2005 | 2006 | 2007 | 2008 | 2009 | 2010 |
| ENERO | 258,17 | 258,14 | 271,45 | 283,55 | 289,48 | 316,06 | 315,68 | 319,21 | 293,45 | 296,89 | 310,82 | 326,58 | 330,27 | 357,42 | 356,26 | 358,94 |
| FEBRERO | 250,93 | 254,48 | 265,92 | 276,67 | 287,68 | 306,99 | 314,80 | 319,85 | 288,42 | 290,70 | 305,65 | 317,92 | 330,18 | 346,63 | 356,11 | 362,33 |
| MARZO | 253,64 | 257,54 | 270,04 | 281,50 | 292,29 | 308,60 | 316,40 | 321,93 | 294,03 | 297,85 | 309,15 | 325,32 | 333,75 | 350,57 | 359,76 | 367,34 |
| ABRIL | 253,35 | 256,61 | 267,38 | 279,64 | 291,04 | 307,89 | 316,18 | 322,42 | 291,98 | 295,48 | 309,21 | 319,43 | 333,82 | 349,65 | 360,88 | 366,96 |
| MAYO | 252,18 | 256,70 | 267,15 | 278,58 | 290,65 | 308,81 | 316,90 | 321,34 | 293,07 | 296,95 | 308,23 | 318,53 | 330,07 | 350,72 | 360,91 | 365,57 |
| JUNIO* | 490,78 | 503,38 | 525,71 | 547,74 | 573,54 | 606,10 | 622,25 | 631,82 | 557,91 | 571,98 | 597,33 | 623,93 | 649,27 | 682,74 | 700,98 | 708,92 |
| JULIO | 253,52 | 257,94 | 269,99 | 280,44 | 293,68 | 309,63 | 318,42 | 323,56 | 290,78 | 298,72 | 311,01 | 325,10 | 335,30 | 352,90 | 362,57 | 342,22 |
| AGOSTO | 253,07 | 257,34 | 269,57 | 278,39 | 292,39 | 308,47 | 317,63 | 322,35 | 288,74 | 296,49 | 307,74 | 318,56 | 334,34 | 349,40 | 362,41 | 364,72 |
| SETIEMBRE | 251,07 | 256,24 | 266,76 | 276,56 | 290,13 | 306,73 | 315,78 | 320,22 | 285,31 | 293,33 | 304,41 | 316,98 | 326,75 | 346,52 | 356,45 | 361,22 |
| OCTUBRE | 251,50 | 256,47 | 268,32 | 278,59 | 292,54 | 307,90 | 316,66 | | 287,60 | 292,05 | 306,26 | 320,11 | 332,91 | 351,26 | 360,72 | |
| NOVIEMBRE* | 494,89 | 503,33 | 529,52 | 549,80 | 577,12 | 609,10 | 625,29 | | 559,23 | 575,52 | 603,18 | 624,16 | 650,38 | 685,55 | 704,05 | |
| DICIEMBRE | 254,60 | 257,27 | 271,06 | 281,19 | 295,54 | 311,70 | 320,33 | | 290,71 | 299,59 | 313,08 | 323,01 | 336,53 | 355,65 | 366,72 | |
| IMPORTE MEDIO | 251,26 | 255,39 | 267,35 | 278,05 | 290,43 | 307,71 | 315,45 | 320,27 | 287,23 | 293,25 | 306,15 | 318,55 | 330,26 | 348,50 | 357,70 | 359,82 |
| IMP. MENSUAL | | | | | | | | | | | | | | | | |
| ESTABLECIDO | 268,77 | 276,30 | 288,79 | 301,55 | 312,43 | 328,44 | 336,33 | 339,70 | 268,77 | 276,30 | 288,79 | 301,55 | 312,43 | 328,44 | 336,33 | 339,70 |
| Con comp. 50% T. P. (1) | - | - | - | - | - | - | - | - | 403,16 | 414,45 | 433,19 | 452,33 | 468,65 | 492,66 | 504,50 | 509,55 |
| MÍNIMO 25% | 67,19 | 69,08 | 72,20 | 75,39 | 78,11 | 82,11 | 84,08 | 84,93 | 67,19 | 69,08 | 72,20 | 75,39 | 78,11 | 82,11 | 84,08 | 84,93 |
| Δ INTERANUAL | 3,90% | 2,80% | 4,50% | 4,40% | 3,60% | 5,10% | 2,40% | 1,00% | 3,90% | 2,80% | 4,50% | 4,40% | 3,60% | 5,10% | 2,40% | 1,00% |

(*) Junto a la mensualidad se abona una paga extra, por lo que la media se calcula sobre 14 pagas.

(1) En la PNC de Invalidez, la cuantía se incrementa en un 50% en los casos en que el beneficiario necesite el concurso de una tercera persona.



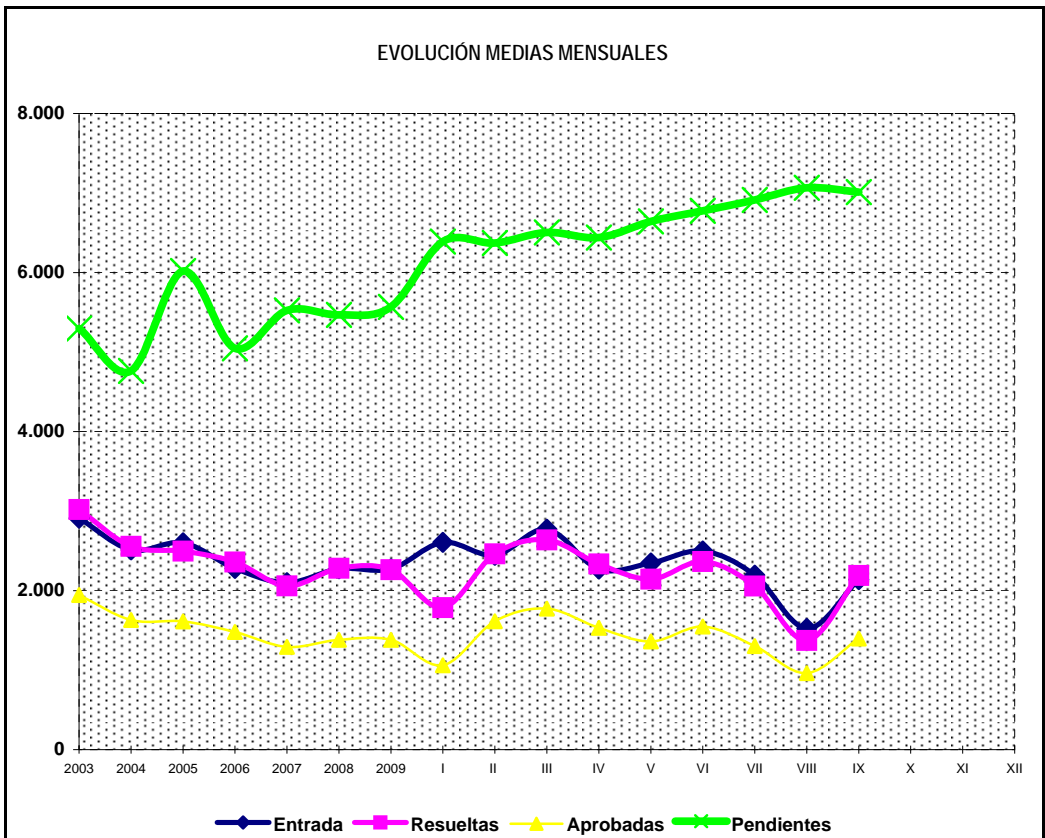
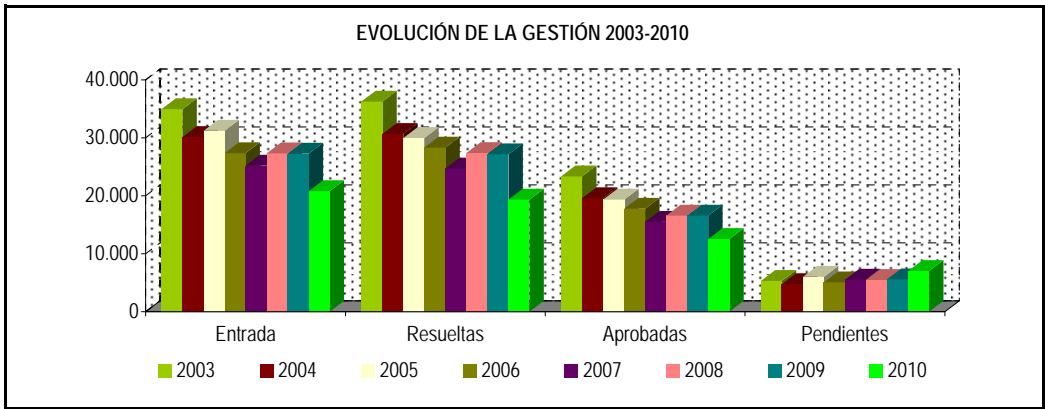
1b PNC DE JUBILACIÓN: DATOS DE LA GESTIÓN MENSUAL Y ANUAL

R.D.L. 1/1994, DE 20 DE JUNIO; T. REF. LGSS PNCs DE LA SEGURIDAD SOCIAL

JUBILACIÓN

| | | Entrada | Resueltas | % R./E. | Aprobadas | % A./R. | No Aprob. | Pendientes |
|--|--|---------|-----------|---------|-----------|---------|-----------|------------|
| G E S T I O N | 2003 | 34.939 | 36.240 | 103,72% | 23.340 | 64,40% | 12.900 | 5.296 |
| | 2004 | 30.143 | 30.677 | 101,77% | 19.579 | 63,82% | 11.098 | 4.762 |
| | 2005 | 31.221 | 29.964 | 95,97% | 19.342 | 64,55% | 10.622 | 6.019 |
| | 2006 | 27.343 | 28.315 | 103,55% | 17.751 | 62,69% | 10.564 | 5.047 |
| | 2007 | 25.186 | 24.709 | 98,11% | 15.505 | 62,75% | 9.204 | 5.524 |
| | 2008 | 27.308 | 27.364 | 100,21% | 16.564 | 60,53% | 10.800 | 5.468 |
| | 2009 | 27.264 | 27.164 | 99,63% | 16.564 | 60,98% | 10.600 | 5.568 |
| | M E S E S D I A L E S * | 2003 | 2.912 | 3.020 | | 1.945 | | 1.075 |
| 2004 | | 2.512 | 2.556 | | 1.632 | | 925 | 4.762 |
| 2005 | | 2.602 | 2.497 | | 1.612 | | 885 | 6.019 |
| 2006 | | 2.279 | 2.360 | | 1.479 | | 880 | 5.047 |
| 2007 | | 2.099 | 2.059 | | 1.292 | | 767 | 5.524 |
| 2008 | | 2.276 | 2.280 | | 1.380 | | 900 | 5.468 |
| 2009 | | 2.272 | 2.264 | | 1.380 | | 883 | 5.568 |
| 2010 | | | | | | | | |
| I II III IV V VI VII VIII IX X XI XII | 2010 | 2.607 | 1.786 | 68,51% | 1.061 | 59,41% | 725 | 6.389 |
| | II | 2.443 | 2.461 | 100,74% | 1.614 | 65,58% | 847 | 6.371 |
| | III | 2.772 | 2.638 | 95,17% | 1.774 | 67,25% | 864 | 6.505 |
| | IV | 2.270 | 2.336 | 102,91% | 1.531 | 65,54% | 805 | 6.439 |
| | V | 2.348 | 2.143 | 91,27% | 1.360 | 63,46% | 783 | 6.644 |
| | VI | 2.499 | 2.366 | 94,68% | 1.548 | 65,43% | 818 | 6.777 |
| | VII | 2.194 | 2.058 | 93,80% | 1.302 | 63,27% | 756 | 6.913 |
| | VIII | 1.524 | 1.372 | 90,03% | 962 | 70,12% | 410 | 7.065 |
| | IX | 2.137 | 2.190 | 102,48% | 1.397 | 63,79% | 793 | 7.012 |
| | X | | | | | | | |
| | XI | | | | | | | |
| | XII | | | | | | | |
| 2010 | 20.794 | 19.350 | 93,06% | 12.549 | 64,85% | 6.801 | 7.012 | |

* Pendientes reales



PENSIÓN NO CONTRIBUTIVA DE JUBILACIÓN

DATOS DE GESTIÓN CORRESPONDIENTES AL MES DE SETIEMBRE DE 2010

| CC.AA. Y/O PROVINCIAS | PTES. MES ANTERIOR | SOLICITUDES PRESENTADAS | | | | | A RESOLV. MES | SOLICITUDES RESUELTAS | | | | | | | | | PTES. FIN MES |
|-----------------------------|--------------------------|----------------------------|----------|-----------|----------|------------|---------------------|-----------------------|----------|----------|----------|------------|--------------|-----------|------------|--------------|---------------------|
| | | | | | | | | APROBADAS | | | | | NO APROBADAS | | TOTAL | | |
| | | NUEVAS | LISMI | PAS | INSS | TOTAL | | NUEVAS | LISMI | PAS | INSS | TOTAL | DNG | CAD-DES | | | |
| ANDALUCÍA | 1.002 | 421 | 1 | 13 | 0 | 435 | 1.437 | 270 | 2 | 7 | 1 | 280 | 132 | 9 | 421 | 1.016 | |
| ALMERÍA | 35 | 24 | 0 | 0 | 0 | 24 | 59 | 15 | 0 | 0 | 0 | 15 | 12 | 2 | 29 | 30 | |
| CÁDIZ | 174 | 112 | 1 | 7 | 0 | 120 | 294 | 29 | 0 | 0 | 1 | 30 | 12 | 0 | 42 | 252 | |
| CÓRDOBA | 108 | 31 | 0 | 0 | 0 | 31 | 139 | 23 | 0 | 1 | 0 | 24 | 23 | 2 | 49 | 90 | |
| GRANADA | 111 | 22 | 0 | 0 | 0 | 22 | 133 | 32 | 2 | 2 | 0 | 36 | 14 | 1 | 51 | 82 | |
| HUELVA | 35 | 2 | 0 | 0 | 0 | 2 | 37 | 8 | 0 | 0 | 0 | 8 | 2 | 0 | 10 | 27 | |
| JAÉN | 61 | 32 | 0 | 1 | 0 | 33 | 94 | 27 | 0 | 0 | 0 | 27 | 7 | 0 | 34 | 60 | |
| MÁLAGA | 248 | 71 | 0 | 0 | 0 | 71 | 319 | 57 | 0 | 4 | 0 | 61 | 27 | 4 | 92 | 227 | |
| SEVILLA | 230 | 127 | 0 | 5 | 0 | 132 | 362 | 79 | 0 | 0 | 0 | 79 | 35 | 0 | 114 | 248 | |
| ARAGÓN | 49 | 40 | 0 | 0 | 0 | 40 | 89 | 31 | 0 | 0 | 0 | 31 | 15 | 4 | 50 | 39 | |
| HUESCA | 20 | 5 | 0 | 0 | 0 | 5 | 25 | 10 | 0 | 0 | 0 | 10 | 1 | 2 | 13 | 12 | |
| TERUEL | 1 | 3 | 0 | 0 | 0 | 3 | 4 | 1 | 0 | 0 | 0 | 1 | 1 | 0 | 2 | 2 | |
| ZARAGOZA | 28 | 32 | 0 | 0 | 0 | 32 | 60 | 20 | 0 | 0 | 0 | 20 | 13 | 2 | 35 | 25 | |
| ASTURIAS | 150 | 28 | 0 | 0 | 0 | 28 | 178 | 48 | 1 | 0 | 1 | 50 | 7 | 2 | 59 | 119 | |
| ILLES BALEARS | 85 | 52 | 0 | 0 | 0 | 52 | 137 | 45 | 0 | 0 | 0 | 45 | 17 | 4 | 66 | 71 | |
| CANARIAS | 1.549 | 171 | 0 | 2 | 0 | 173 | 1.722 | 74 | 0 | 0 | 0 | 74 | 34 | 3 | 111 | 1.611 | |
| LAS PALMAS | 744 | 40 | 0 | 0 | 0 | 40 | 784 | 28 | 0 | 0 | 0 | 28 | 12 | 0 | 40 | 744 | |
| S.C. TENERIFE | 805 | 131 | 0 | 2 | 0 | 133 | 938 | 46 | 0 | 0 | 0 | 46 | 22 | 3 | 71 | 867 | |
| CANTABRIA | 39 | 20 | 0 | 0 | 0 | 20 | 59 | 20 | 0 | 0 | 0 | 20 | 9 | 0 | 29 | 30 | |
| CASTILLA Y LEÓN | 254 | 89 | 0 | 0 | 0 | 89 | 343 | 101 | 0 | 0 | 0 | 101 | 23 | 12 | 136 | 207 | |
| ÁVILA | 14 | 6 | 0 | 0 | 0 | 6 | 20 | 9 | 0 | 0 | 0 | 9 | 1 | 0 | 10 | 10 | |
| BURGOS | 42 | 20 | 0 | 0 | 0 | 20 | 62 | 12 | 0 | 0 | 0 | 12 | 1 | 5 | 18 | 44 | |
| LEÓN | 28 | 14 | 0 | 0 | 0 | 14 | 42 | 20 | 0 | 0 | 0 | 20 | 7 | 1 | 28 | 14 | |
| PALENCIA | 21 | 3 | 0 | 0 | 0 | 3 | 24 | 8 | 0 | 0 | 0 | 8 | 1 | 0 | 9 | 15 | |
| SALAMANCA | 33 | 18 | 0 | 0 | 0 | 18 | 51 | 21 | 0 | 0 | 0 | 21 | 5 | 1 | 27 | 24 | |
| SEGOVIA | 7 | 3 | 0 | 0 | 0 | 3 | 10 | 3 | 0 | 0 | 0 | 3 | 0 | 1 | 4 | 6 | |
| SORIA | 3 | 4 | 0 | 0 | 0 | 4 | 7 | 1 | 0 | 0 | 0 | 1 | 1 | 0 | 2 | 5 | |
| VALLADOLID | 72 | 17 | 0 | 0 | 0 | 17 | 89 | 12 | 0 | 0 | 0 | 12 | 4 | 2 | 18 | 71 | |
| ZAMORA | 34 | 4 | 0 | 0 | 0 | 4 | 38 | 15 | 0 | 0 | 0 | 15 | 3 | 2 | 20 | 18 | |
| CASTILLA-LA MANCHA | 243 | 74 | 0 | 0 | 0 | 74 | 317 | 59 | 1 | 0 | 0 | 60 | 27 | 16 | 103 | 214 | |
| ALBACETE | 30 | 11 | 0 | 0 | 0 | 11 | 41 | 11 | 0 | 0 | 0 | 11 | 8 | 2 | 21 | 20 | |
| CIUDAD REAL | 64 | 25 | 0 | 0 | 0 | 25 | 89 | 9 | 0 | 0 | 0 | 9 | 3 | 3 | 15 | 74 | |
| CUENCA | 12 | 10 | 0 | 0 | 0 | 10 | 22 | 7 | 0 | 0 | 0 | 7 | 5 | 5 | 17 | 5 | |
| GUADALAJARA | 13 | 4 | 0 | 0 | 0 | 4 | 17 | 6 | 1 | 0 | 0 | 7 | 2 | 1 | 10 | 7 | |
| TOLEDO | 124 | 24 | 0 | 0 | 0 | 24 | 148 | 26 | 0 | 0 | 0 | 26 | 9 | 5 | 40 | 108 | |

(Continúa al dorso)

| CC.AA. Y/O PROVINCIAS | PTES. MES ANTERIOR | SOLICITUDES PRESENTADAS | | | | | A RESOLV. MES | SOLICITUDES RESUELTAS | | | | | | | | | PTES. FIN MES |
|-----------------------------|--------------------------|----------------------------|-------|-----|------|-------|---------------------|-----------------------|-------|-----|------|-------|--------------|---------|-------|-------|---------------------|
| | | NUEVAS | LISMI | PAS | INSS | TOTAL | | APROBADAS | | | | | NO APROBADAS | | TOTAL | | |
| | | | | | | | | NUEVAS | LISMI | PAS | INSS | TOTAL | DNG | CAD-DES | | | |
| CATALUNYA | 1.444 | 370 | 1 | 0 | 3 | 374 | 1.818 | 148 | 0 | 0 | 0 | 148 | 57 | 22 | 227 | 1.591 | |
| BARCELONA | 1.036 | 256 | 1 | 0 | 3 | 260 | 1.296 | 111 | 0 | 0 | 0 | 111 | 41 | 16 | 168 | 1.128 | |
| GIRONA | 130 | 49 | 0 | 0 | 0 | 49 | 179 | 10 | 0 | 0 | 0 | 10 | 6 | 3 | 19 | 160 | |
| LLEIDA | 83 | 20 | 0 | 0 | 0 | 20 | 103 | 7 | 0 | 0 | 0 | 7 | 4 | 0 | 11 | 92 | |
| TARRAGONA | 195 | 45 | 0 | 0 | 0 | 45 | 240 | 20 | 0 | 0 | 0 | 20 | 6 | 3 | 29 | 211 | |
| COMUNIDAD VALENCIANA | 370 | 310 | 4 | 8 | 0 | 322 | 692 | 149 | 2 | 2 | 0 | 153 | 93 | 52 | 298 | 394 | |
| ALICANTE | 147 | 150 | 2 | 7 | 0 | 159 | 306 | 67 | 1 | 0 | 0 | 68 | 50 | 50 | 168 | 138 | |
| CASTELLÓN | 58 | 11 | 0 | 0 | 0 | 11 | 69 | 19 | 0 | 1 | 0 | 20 | 5 | 1 | 26 | 43 | |
| VALENCIA | 165 | 149 | 2 | 1 | 0 | 152 | 317 | 63 | 1 | 1 | 0 | 65 | 38 | 1 | 104 | 213 | |
| EXTREMADURA | 89 | 52 | 1 | 1 | 0 | 54 | 143 | 81 | 1 | 0 | 0 | 82 | 3 | 3 | 88 | 55 | |
| BADAJOS | 73 | 39 | 0 | 0 | 0 | 39 | 112 | 58 | 1 | 0 | 0 | 59 | 0 | 3 | 62 | 50 | |
| CÁCERES | 16 | 13 | 1 | 1 | 0 | 15 | 31 | 23 | 0 | 0 | 0 | 23 | 3 | 0 | 26 | 5 | |
| GALICIA | 570 | 167 | 0 | 0 | 0 | 167 | 737 | 90 | 1 | 0 | 0 | 91 | 51 | 16 | 158 | 579 | |
| A CORUÑA | 344 | 38 | 0 | 0 | 0 | 38 | 382 | 27 | 1 | 0 | 0 | 28 | 24 | 6 | 58 | 324 | |
| LUGO | 19 | 16 | 0 | 0 | 0 | 16 | 35 | 11 | 0 | 0 | 0 | 11 | 3 | 2 | 16 | 19 | |
| OURENSE | 53 | 14 | 0 | 0 | 0 | 14 | 67 | 10 | 0 | 0 | 0 | 10 | 5 | 3 | 18 | 49 | |
| PONTEVEDRA | 154 | 99 | 0 | 0 | 0 | 99 | 253 | 42 | 0 | 0 | 0 | 42 | 19 | 5 | 66 | 187 | |
| MADRID | 906 | 121 | 0 | 2 | 0 | 123 | 1.029 | 119 | 0 | 2 | 0 | 121 | 52 | 48 | 221 | 808 | |
| MURCIA | 201 | 64 | 0 | 0 | 1 | 65 | 266 | 57 | 2 | 2 | 0 | 61 | 26 | 10 | 97 | 169 | |
| NAVARRA | 19 | 21 | 0 | 1 | 2 | 24 | 43 | 6 | 0 | 0 | 0 | 6 | 12 | 0 | 18 | 25 | |
| PAÍS VASCO | 46 | 80 | 0 | 0 | 0 | 80 | 126 | 49 | 0 | 0 | 0 | 49 | 15 | 0 | 64 | 62 | |
| ÁLAVA | 1 | 6 | 0 | 0 | 0 | 6 | 7 | 4 | 0 | 0 | 0 | 4 | 0 | 0 | 4 | 3 | |
| GUIPÚZCOA | 1 | 28 | 0 | 0 | 0 | 28 | 29 | 23 | 0 | 0 | 0 | 23 | 4 | 0 | 27 | 2 | |
| VIZCAYA | 44 | 46 | 0 | 0 | 0 | 46 | 90 | 22 | 0 | 0 | 0 | 22 | 11 | 0 | 33 | 57 | |
| LA RIOJA | 9 | 8 | 0 | 0 | 0 | 8 | 17 | 5 | 0 | 0 | 0 | 5 | 3 | 0 | 8 | 9 | |
| CEUTA | 13 | 6 | 0 | 0 | 0 | 6 | 19 | 5 | 0 | 0 | 0 | 5 | 4 | 1 | 10 | 9 | |
| MELILLA | 27 | 3 | 0 | 0 | 0 | 3 | 30 | 15 | 0 | 0 | 0 | 15 | 11 | 0 | 26 | 4 | |

| | | | | | | | | | | | | | | | | |
|---------------------|-------|-------|---|----|---|-------|-------|-------|----|----|---|-------|-----|-----|-------|-------|
| TOTAL ESTADO | 7.065 | 2.097 | 7 | 27 | 6 | 2.137 | 9.202 | 1.372 | 10 | 13 | 2 | 1.397 | 591 | 202 | 2.190 | 7.012 |
|---------------------|-------|-------|---|----|---|-------|-------|-------|----|----|---|-------|-----|-----|-------|-------|

PENSIÓN NO CONTRIBUTIVA DE JUBILACIÓN

CAUSAS DE DENEGACIÓN CORRESPONDIENTES AL MES DE SETIEMBRE DE 2010

| CC.AA. Y/O PROVINCIAS | EDAD | RESIDENCIA LEGAL | RECURSOS | | PRESTACIÓN INCOMPATIBLE | SIN DESGLOSAR | TOTAL CAUSAS DE DENEGACIÓN |
|-----------------------------|------|------------------|------------|--------|----------------------------|------------------|----------------------------------|
| | | | ECONÓMICOS | | | | |
| | | | PERSONALES | U.E.C. | | | |
| ANDALUCÍA | 14 | 19 | 26 | 71 | 2 | 0 | 132 |
| ALMERÍA | 2 | 4 | 0 | 6 | 0 | 0 | 12 |
| CÁDIZ | 0 | 0 | 7 | 5 | 0 | 0 | 12 |
| CÓRDOBA | 4 | 1 | 6 | 10 | 2 | 0 | 23 |
| GRANADA | 2 | 3 | 2 | 7 | 0 | 0 | 14 |
| HUELVA | 0 | 0 | 0 | 2 | 0 | 0 | 2 |
| JAÉN | 2 | 0 | 2 | 3 | 0 | 0 | 7 |
| MÁLAGA | 1 | 6 | 4 | 16 | 0 | 0 | 27 |
| SEVILLA | 3 | 5 | 5 | 22 | 0 | 0 | 35 |
| ARAGÓN | 2 | 4 | 3 | 5 | 1 | 0 | 15 |
| HUESCA | 0 | 0 | 1 | 0 | 0 | 0 | 1 |
| TERUEL | 0 | 0 | 0 | 1 | 0 | 0 | 1 |
| ZARAGOZA | 2 | 4 | 2 | 4 | 1 | 0 | 13 |
| ASTURIAS | 0 | 1 | 1 | 5 | 0 | 0 | 7 |
| ILLES BALEARS | 2 | 5 | 2 | 8 | 0 | 0 | 17 |
| CANARIAS | 4 | 6 | 4 | 20 | 0 | 0 | 34 |
| LAS PALMAS | 2 | 1 | 0 | 9 | 0 | 0 | 12 |
| S.C. TENERIFE | 2 | 5 | 4 | 11 | 0 | 0 | 22 |
| CANTABRIA | 0 | 0 | 3 | 6 | 0 | 0 | 9 |
| CASTILLA Y LEÓN | 2 | 2 | 6 | 12 | 1 | 0 | 23 |
| ÁVILA | 1 | 0 | 0 | 0 | 0 | 0 | 1 |
| BURGOS | 0 | 0 | 0 | 1 | 0 | 0 | 1 |
| LEÓN | 0 | 1 | 1 | 5 | 0 | 0 | 7 |
| PALENCIA | 0 | 0 | 0 | 0 | 1 | 0 | 1 |
| SALAMANCA | 0 | 1 | 2 | 2 | 0 | 0 | 5 |
| SEGOVIA | 0 | 0 | 0 | 0 | 0 | 0 | 0 |
| SORIA | 0 | 0 | 0 | 1 | 0 | 0 | 1 |
| VALLADOLID | 1 | 0 | 2 | 1 | 0 | 0 | 4 |
| ZAMORA | 0 | 0 | 1 | 2 | 0 | 0 | 3 |
| CASTILLA-LA MANCHA | 3 | 3 | 3 | 18 | 0 | 0 | 27 |
| ALBACETE | 2 | 0 | 2 | 4 | 0 | 0 | 8 |
| CIUDAD REAL | 0 | 0 | 0 | 3 | 0 | 0 | 3 |
| CUENCA | 0 | 1 | 0 | 4 | 0 | 0 | 5 |
| GUADALAJARA | 0 | 1 | 0 | 1 | 0 | 0 | 2 |
| TOLEDO | 1 | 1 | 1 | 6 | 0 | 0 | 9 |

(Continúa al dorso)

| CC.AA. Y/O PROVINCIAS | EDAD | RESIDENCIA LEGAL | RECURSOS ECONÓMICOS | | PRESTACIÓN INCOMPATIBLE | SIN DESGLOSAR | TOTAL CAUSAS DE DENEGACIÓN |
|-----------------------------|-----------|------------------|------------------------|------------|----------------------------|------------------|----------------------------------|
| | | | PERSONALES | U.E.C. | | | |
| | | | CATALUNYA | 0 | | | |
| BARCELONA | 0 | 4 | 9 | 25 | 3 | 0 | 41 |
| GIRONA | 0 | 0 | 3 | 3 | 0 | 0 | 6 |
| LLEIDA | 0 | 0 | 2 | 2 | 0 | 0 | 4 |
| TARRAGONA | 0 | 1 | 0 | 4 | 1 | 0 | 6 |
| COMUNIDAD VALENCIANA | 1 | 7 | 21 | 62 | 2 | 0 | 93 |
| ALICANTE | 0 | 5 | 9 | 34 | 2 | 0 | 50 |
| CASTELLÓN | 0 | 0 | 0 | 5 | 0 | 0 | 5 |
| VALENCIA | 1 | 2 | 12 | 23 | 0 | 0 | 38 |
| EXTREMADURA | 0 | 0 | 0 | 3 | 0 | 0 | 3 |
| BADAJOS | 0 | 0 | 0 | 0 | 0 | 0 | 0 |
| CÁCERES | 0 | 0 | 0 | 3 | 0 | 0 | 3 |
| GALICIA | 1 | 6 | 8 | 36 | 0 | 0 | 51 |
| A CORUÑA | 0 | 2 | 2 | 20 | 0 | 0 | 24 |
| LUGO | 0 | 0 | 0 | 3 | 0 | 0 | 3 |
| OURENSE | 0 | 4 | 0 | 1 | 0 | 0 | 5 |
| PONTEVEDRA | 1 | 0 | 6 | 12 | 0 | 0 | 19 |
| MADRID | 4 | 12 | 11 | 25 | 0 | 0 | 52 |
| MURCIA | 2 | 5 | 10 | 9 | 0 | 0 | 26 |
| NAVARRA | 0 | 2 | 2 | 8 | 0 | 0 | 12 |
| PAÍS VASCO | 2 | 0 | 6 | 7 | 0 | 0 | 15 |
| ÁLAVA | 0 | 0 | 0 | 0 | 0 | 0 | 0 |
| GUIPÚZCOA | 1 | 0 | 3 | 0 | 0 | 0 | 4 |
| VIZCAYA | 1 | 0 | 3 | 7 | 0 | 0 | 11 |
| LA RIOJA | 0 | 3 | 0 | 0 | 0 | 0 | 3 |
| CEUTA | 0 | 4 | 0 | 0 | 0 | 0 | 4 |
| MELILLA | 1 | 6 | 3 | 1 | 0 | 0 | 11 |
| TOTAL ESTADO | 38 | 90 | 123 | 330 | 10 | 0 | 591 |

PENSIÓN NO CONTRIBUTIVA DE JUBILACIÓN

DATOS ACUMULADOS DE GESTIÓN CORRESPONDIENTES AL AÑO 2010 HASTA SEPTIEMBRE

| CC.AA. Y/O PROVINCIAS | PTES. AÑO ANTERIOR | SOLICITUDES PRESENTADAS | | | | | A RESOLV. AÑO | SOLICITUDES RESUELTAS | | | | | | | | | PTES. FINAL |
|-----------------------------|--------------------------|----------------------------|-------|-----|------|-------|---------------------|-----------------------|-------|-----|------|-------|--------------|---------|-------|-------|----------------|
| | | NUEVAS | LISMI | PAS | INSS | TOTAL | | APROBADAS | | | | | NO APROBADAS | | TOTAL | | |
| | | | | | | | | NUEVAS | LISMI | PAS | INSS | TOTAL | DNG | CAD-DES | | | |
| ANDALUCÍA | 641 | 4.015 | 23 | 91 | 0 | 4.129 | 4.770 | 2.693 | 16 | 80 | 3 | 2.792 | 813 | 149 | 3.754 | 1.016 | |
| ALMERÍA | 25 | 274 | 4 | 9 | 0 | 287 | 312 | 163 | 3 | 9 | 0 | 175 | 87 | 20 | 282 | 30 | |
| CÁDIZ | 104 | 729 | 4 | 32 | 0 | 765 | 869 | 486 | 4 | 28 | 3 | 521 | 81 | 15 | 617 | 252 | |
| CÓRDOBA | 41 | 433 | 0 | 0 | 0 | 433 | 474 | 290 | 1 | 6 | 0 | 297 | 79 | 8 | 384 | 90 | |
| GRANADA | 62 | 294 | 2 | 6 | 0 | 302 | 364 | 188 | 4 | 7 | 0 | 199 | 60 | 23 | 282 | 82 | |
| HUELVA | 19 | 180 | 0 | 3 | 0 | 183 | 202 | 129 | 0 | 3 | 0 | 132 | 40 | 3 | 175 | 27 | |
| JAÉN | 27 | 226 | 2 | 5 | 0 | 233 | 260 | 146 | 0 | 3 | 0 | 149 | 45 | 6 | 200 | 60 | |
| MÁLAGA | 202 | 891 | 5 | 13 | 0 | 909 | 1.111 | 620 | 1 | 10 | 0 | 631 | 179 | 74 | 884 | 227 | |
| SEVILLA | 161 | 988 | 6 | 23 | 0 | 1.017 | 1.178 | 671 | 3 | 14 | 0 | 688 | 242 | 0 | 930 | 248 | |
| ARAGÓN | 39 | 510 | 7 | 5 | 0 | 522 | 561 | 344 | 6 | 3 | 0 | 353 | 144 | 25 | 522 | 39 | |
| HUESCA | 15 | 85 | 3 | 5 | 0 | 93 | 108 | 65 | 2 | 3 | 0 | 70 | 19 | 7 | 96 | 12 | |
| TERUEL | 5 | 36 | 0 | 0 | 0 | 36 | 41 | 31 | 0 | 0 | 0 | 31 | 8 | 0 | 39 | 2 | |
| ZARAGOZA | 19 | 389 | 4 | 0 | 0 | 393 | 412 | 248 | 4 | 0 | 0 | 252 | 117 | 18 | 387 | 25 | |
| ASTURIAS | 290 | 329 | 3 | 6 | 6 | 344 | 634 | 324 | 6 | 2 | 7 | 339 | 129 | 47 | 515 | 119 | |
| ILLES BALEARS | 62 | 469 | 0 | 0 | 0 | 469 | 531 | 313 | 1 | 2 | 0 | 316 | 105 | 39 | 460 | 71 | |
| CANARIAS | 1.301 | 1.457 | 1 | 33 | 0 | 1.491 | 2.792 | 813 | 0 | 26 | 0 | 839 | 284 | 58 | 1.181 | 1.611 | |
| LAS PALMAS | 522 | 691 | 1 | 19 | 0 | 711 | 1.233 | 364 | 0 | 17 | 0 | 381 | 103 | 5 | 489 | 744 | |
| S.C. TENERIFE | 779 | 766 | 0 | 14 | 0 | 780 | 1.559 | 449 | 0 | 9 | 0 | 458 | 181 | 53 | 692 | 867 | |
| CANTABRIA | 41 | 196 | 0 | 0 | 0 | 196 | 237 | 162 | 3 | 0 | 0 | 165 | 42 | 0 | 207 | 30 | |
| CASTILLA Y LEÓN | 245 | 1.020 | 11 | 3 | 2 | 1.036 | 1.281 | 783 | 11 | 4 | 3 | 801 | 207 | 66 | 1.074 | 207 | |
| ÁVILA | 15 | 85 | 1 | 1 | 0 | 87 | 102 | 68 | 1 | 2 | 0 | 71 | 16 | 5 | 92 | 10 | |
| BURGOS | 38 | 122 | 0 | 0 | 0 | 122 | 160 | 83 | 0 | 0 | 0 | 83 | 23 | 10 | 116 | 44 | |
| LEÓN | 22 | 172 | 1 | 2 | 0 | 175 | 197 | 122 | 0 | 1 | 0 | 123 | 50 | 10 | 183 | 14 | |
| PALENCIA | 11 | 94 | 1 | 0 | 2 | 97 | 108 | 77 | 2 | 0 | 3 | 82 | 8 | 3 | 93 | 15 | |
| SALAMANCA | 24 | 183 | 3 | 0 | 0 | 186 | 210 | 144 | 5 | 1 | 0 | 150 | 32 | 4 | 186 | 24 | |
| SEGOVIA | 11 | 37 | 0 | 0 | 0 | 37 | 48 | 25 | 0 | 0 | 0 | 25 | 8 | 9 | 42 | 6 | |
| SORIA | 7 | 30 | 1 | 0 | 0 | 31 | 38 | 26 | 1 | 0 | 0 | 27 | 4 | 2 | 33 | 5 | |
| VALLADOLID | 98 | 216 | 0 | 0 | 0 | 216 | 314 | 176 | 0 | 0 | 0 | 176 | 51 | 16 | 243 | 71 | |
| ZAMORA | 19 | 81 | 4 | 0 | 0 | 85 | 104 | 62 | 2 | 0 | 0 | 64 | 15 | 7 | 86 | 18 | |
| CASTILLA-LA MANCHA | 340 | 815 | 6 | 3 | 0 | 824 | 1.164 | 532 | 2 | 9 | 0 | 543 | 290 | 117 | 950 | 214 | |
| ALBACETE | 26 | 150 | 1 | 2 | 0 | 153 | 179 | 97 | 1 | 2 | 0 | 100 | 51 | 8 | 159 | 20 | |
| CIUDAD REAL | 101 | 204 | 0 | 0 | 0 | 204 | 305 | 132 | 0 | 6 | 0 | 138 | 62 | 31 | 231 | 74 | |
| CUENCA | 10 | 108 | 2 | 0 | 0 | 110 | 120 | 51 | 0 | 0 | 0 | 51 | 51 | 13 | 115 | 5 | |
| GUADALAJARA | 8 | 62 | 3 | 1 | 0 | 66 | 74 | 42 | 1 | 1 | 0 | 44 | 16 | 7 | 67 | 7 | |
| TOLEDO | 195 | 291 | 0 | 0 | 0 | 291 | 486 | 210 | 0 | 0 | 0 | 210 | 110 | 58 | 378 | 108 | |

(Continúa al dorso)

| CC.AA. Y/O PROVINCIAS | PTES. AÑO ANTERIOR | SOLICITUDES PRESENTADAS | | | | | A RESOLV. AÑO | SOLICITUDES RESUELTAS | | | | | | | | | PTES. FINAL |
|-----------------------------|--------------------------|----------------------------|-------|-----|------|-------|---------------------|-----------------------|-------|-----|------|-------|--------------|---------|-------|-------|----------------|
| | | NUEVAS | LISMI | PAS | INSS | TOTAL | | APROBADAS | | | | | NO APROBADAS | | TOTAL | | |
| | | | | | | | | NUEVAS | LISMI | PAS | INSS | TOTAL | DNG | CAD-DES | | | |
| CATALUNYA | 1.284 | 2.925 | 4 | 0 | 17 | 2.946 | 4.230 | 1.271 | 8 | 3 | 3 | 1.285 | 866 | 488 | 2.639 | 1.591 | |
| BARCELONA | 911 | 2.144 | 2 | 0 | 13 | 2.159 | 3.070 | 949 | 4 | 3 | 3 | 959 | 641 | 342 | 1.942 | 1.128 | |
| GIRONA | 109 | 279 | 0 | 0 | 2 | 281 | 390 | 114 | 1 | 0 | 0 | 115 | 67 | 48 | 230 | 160 | |
| LLEIDA | 82 | 146 | 1 | 0 | 1 | 148 | 230 | 66 | 0 | 0 | 0 | 66 | 48 | 24 | 138 | 92 | |
| TARRAGONA | 182 | 356 | 1 | 0 | 1 | 358 | 540 | 142 | 3 | 0 | 0 | 145 | 110 | 74 | 329 | 211 | |
| COMUNIDAD VALENCIANA | 273 | 2.476 | 16 | 41 | 0 | 2.533 | 2.806 | 1.404 | 12 | 27 | 0 | 1.443 | 751 | 218 | 2.412 | 394 | |
| ALICANTE | 76 | 1.068 | 12 | 30 | 0 | 1.110 | 1.186 | 608 | 6 | 15 | 0 | 629 | 285 | 134 | 1.048 | 138 | |
| CASTELLÓN | 33 | 173 | 0 | 3 | 0 | 176 | 209 | 104 | 0 | 3 | 0 | 107 | 51 | 8 | 166 | 43 | |
| VALENCIA | 164 | 1.235 | 4 | 8 | 0 | 1.247 | 1.411 | 692 | 6 | 9 | 0 | 707 | 415 | 76 | 1.198 | 213 | |
| EXTREMADURA | 33 | 603 | 15 | 14 | 0 | 632 | 665 | 449 | 13 | 11 | 0 | 473 | 111 | 26 | 610 | 55 | |
| BADAJOS | 19 | 416 | 11 | 12 | 0 | 439 | 458 | 298 | 10 | 10 | 0 | 318 | 68 | 22 | 408 | 50 | |
| CÁCERES | 14 | 187 | 4 | 2 | 0 | 193 | 207 | 151 | 3 | 1 | 0 | 155 | 43 | 4 | 202 | 5 | |
| GALICIA | 717 | 1.629 | 7 | 0 | 0 | 1.636 | 2.353 | 1.193 | 15 | 12 | 2 | 1.222 | 443 | 109 | 1.774 | 579 | |
| A CORUÑA | 322 | 700 | 0 | 0 | 0 | 700 | 1.022 | 485 | 7 | 9 | 0 | 501 | 163 | 34 | 698 | 324 | |
| LUGO | 26 | 184 | 5 | 0 | 0 | 189 | 215 | 137 | 3 | 0 | 0 | 140 | 37 | 19 | 196 | 19 | |
| OURENSE | 41 | 249 | 0 | 0 | 0 | 249 | 290 | 165 | 1 | 0 | 0 | 166 | 61 | 14 | 241 | 49 | |
| PONTEVEDRA | 328 | 496 | 2 | 0 | 0 | 498 | 826 | 406 | 4 | 3 | 2 | 415 | 182 | 42 | 639 | 187 | |
| MADRID | 2 | 2.521 | 5 | 21 | 0 | 2.547 | 2.549 | 977 | 0 | 26 | 0 | 1.003 | 544 | 194 | 1.741 | 808 | |
| MURCIA | 207 | 524 | 3 | 9 | 2 | 538 | 745 | 310 | 11 | 6 | 0 | 327 | 181 | 68 | 576 | 169 | |
| NAVARRA | 15 | 174 | 1 | 3 | 13 | 191 | 206 | 96 | 1 | 4 | 6 | 107 | 72 | 2 | 181 | 25 | |
| PAÍS VASCO | 41 | 536 | 0 | 7 | 0 | 543 | 584 | 400 | 0 | 2 | 0 | 402 | 108 | 12 | 522 | 62 | |
| ÁLAVA | 6 | 52 | 0 | 0 | 0 | 52 | 58 | 51 | 0 | 0 | 0 | 51 | 4 | 0 | 55 | 3 | |
| GUIPÚZCOA | 2 | 163 | 0 | 0 | 0 | 163 | 165 | 132 | 0 | 0 | 0 | 132 | 31 | 0 | 163 | 2 | |
| VIZCAYA | 33 | 321 | 0 | 7 | 0 | 328 | 361 | 217 | 0 | 2 | 0 | 219 | 73 | 12 | 304 | 57 | |
| LA RIOJA | 10 | 91 | 0 | 0 | 0 | 91 | 101 | 58 | 0 | 0 | 0 | 58 | 30 | 4 | 92 | 9 | |
| CEUTA | 18 | 62 | 0 | 0 | 0 | 62 | 80 | 36 | 0 | 0 | 0 | 36 | 26 | 9 | 71 | 9 | |
| MELILLA | 9 | 63 | 1 | 0 | 0 | 64 | 73 | 45 | 0 | 0 | 0 | 45 | 20 | 4 | 69 | 4 | |

| | | | | | | | | | | | | | | | | |
|---------------------|-------|--------|-----|-----|----|--------|--------|--------|-----|-----|----|--------|-------|-------|--------|-------|
| TOTAL ESTADO | 5.568 | 20.415 | 103 | 236 | 40 | 20.794 | 26.362 | 12.203 | 105 | 217 | 24 | 12.549 | 5.166 | 1.635 | 19.350 | 7.012 |
|---------------------|-------|--------|-----|-----|----|--------|--------|--------|-----|-----|----|--------|-------|-------|--------|-------|

PENSIÓN NO CONTRIBUTIVA DE JUBILACIÓN

CAUSAS DE DENEGACIÓN ACUMULADAS CORRESPONDIENTES AL AÑO 2010 HASTA SEPTIEMBRE

| CC.AA. Y/O PROVINCIAS | EDAD | RESIDENCIA LEGAL | RECURSOS | | PRESTACIÓN INCOMPATIBLE | SIN DESGLOSAR | TOTAL CAUSAS DE DENEGACIÓN |
|-----------------------------|------|------------------|------------|--------|----------------------------|------------------|----------------------------------|
| | | | ECONÓMICOS | | | | |
| | | | PERSONALES | U.E.C. | | | |
| ANDALUCÍA | 60 | 98 | 160 | 464 | 31 | 0 | 813 |
| ALMERÍA | 10 | 17 | 14 | 44 | 2 | 0 | 87 |
| CÁDIZ | 0 | 0 | 39 | 41 | 1 | 0 | 81 |
| CÓRDOBA | 7 | 7 | 11 | 52 | 2 | 0 | 79 |
| GRANADA | 2 | 10 | 14 | 31 | 3 | 0 | 60 |
| HUELVA | 4 | 2 | 8 | 26 | 0 | 0 | 40 |
| JAÉN | 8 | 2 | 10 | 25 | 0 | 0 | 45 |
| MÁLAGA | 4 | 46 | 7 | 99 | 23 | 0 | 179 |
| SEVILLA | 25 | 14 | 57 | 146 | 0 | 0 | 242 |
| ARAGÓN | 11 | 23 | 32 | 71 | 7 | 0 | 144 |
| HUESCA | 2 | 0 | 3 | 13 | 1 | 0 | 19 |
| TERUEL | 1 | 3 | 1 | 3 | 0 | 0 | 8 |
| ZARAGOZA | 8 | 20 | 28 | 55 | 6 | 0 | 117 |
| ASTURIAS | 2 | 9 | 28 | 87 | 3 | 0 | 129 |
| ILLES BALEARS | 9 | 35 | 14 | 47 | 0 | 0 | 105 |
| CANARIAS | 31 | 52 | 83 | 114 | 4 | 0 | 284 |
| LAS PALMAS | 24 | 18 | 26 | 34 | 1 | 0 | 103 |
| S.C. TENERIFE | 7 | 34 | 57 | 80 | 3 | 0 | 181 |
| CANTABRIA | 2 | 0 | 14 | 26 | 0 | 0 | 42 |
| CASTILLA Y LEÓN | 21 | 20 | 53 | 110 | 3 | 0 | 207 |
| ÁVILA | 5 | 0 | 4 | 7 | 0 | 0 | 16 |
| BURGOS | 3 | 3 | 7 | 10 | 0 | 0 | 23 |
| LEÓN | 3 | 6 | 10 | 31 | 0 | 0 | 50 |
| PALENCIA | 1 | 2 | 1 | 3 | 1 | 0 | 8 |
| SALAMANCA | 2 | 7 | 7 | 16 | 0 | 0 | 32 |
| SEGOVIA | 1 | 0 | 2 | 4 | 1 | 0 | 8 |
| SORIA | 2 | 0 | 0 | 2 | 0 | 0 | 4 |
| VALLADOLID | 4 | 0 | 20 | 27 | 0 | 0 | 51 |
| ZAMORA | 0 | 2 | 2 | 10 | 1 | 0 | 15 |
| CASTILLA-LA MANCHA | 16 | 24 | 31 | 215 | 4 | 0 | 290 |
| ALBACETE | 5 | 7 | 5 | 33 | 1 | 0 | 51 |
| CIUDAD REAL | 4 | 4 | 8 | 46 | 0 | 0 | 62 |
| CUENCA | 1 | 2 | 3 | 45 | 0 | 0 | 51 |
| GUADALAJARA | 0 | 5 | 1 | 10 | 0 | 0 | 16 |
| TOLEDO | 6 | 6 | 14 | 81 | 3 | 0 | 110 |

(Continúa al dorso)

| CC.AA. Y/O PROVINCIAS | EDAD | RESIDENCIA LEGAL | RECURSOS ECONÓMICOS | | PRESTACIÓN INCOMPATIBLE | SIN DESGLOSAR | TOTAL CAUSAS DE DENEGACIÓN |
|-----------------------------|------|------------------|------------------------|--------|----------------------------|------------------|----------------------------------|
| | | | PERSONALES | U.E.C. | | | |
| | | | CATALUNYA | 12 | 101 | 153 | |
| BARCELONA | 8 | 72 | 118 | 391 | 52 | 0 | 641 |
| GIRONA | 1 | 7 | 11 | 41 | 7 | 0 | 67 |
| LLEIDA | 0 | 6 | 8 | 33 | 1 | 0 | 48 |
| TARRAGONA | 3 | 16 | 16 | 64 | 11 | 0 | 110 |
| COMUNIDAD VALENCIANA | 26 | 46 | 140 | 530 | 9 | 0 | 751 |
| ALICANTE | 8 | 23 | 66 | 184 | 4 | 0 | 285 |
| CASTELLÓN | 6 | 4 | 3 | 36 | 2 | 0 | 51 |
| VALENCIA | 12 | 19 | 71 | 310 | 3 | 0 | 415 |
| EXTREMADURA | 7 | 2 | 19 | 82 | 1 | 0 | 111 |
| BADAJOZ | 6 | 1 | 12 | 48 | 1 | 0 | 68 |
| CÁCERES | 1 | 1 | 7 | 34 | 0 | 0 | 43 |
| GALICIA | 37 | 69 | 95 | 241 | 1 | 0 | 443 |
| A CORUÑA | 10 | 21 | 34 | 97 | 1 | 0 | 163 |
| LUGO | 9 | 4 | 2 | 22 | 0 | 0 | 37 |
| OURENSE | 10 | 17 | 5 | 29 | 0 | 0 | 61 |
| PONTEVEDRA | 8 | 27 | 54 | 93 | 0 | 0 | 182 |
| MADRID | 38 | 149 | 117 | 240 | 0 | 0 | 544 |
| MURCIA | 8 | 37 | 49 | 87 | 0 | 0 | 181 |
| NAVARRA | 0 | 18 | 4 | 50 | 0 | 0 | 72 |
| PAÍS VASCO | 10 | 13 | 38 | 47 | 0 | 0 | 108 |
| ÁLAVA | 0 | 0 | 0 | 4 | 0 | 0 | 4 |
| GUIPÚZCOA | 6 | 7 | 17 | 1 | 0 | 0 | 31 |
| VIZCAYA | 4 | 6 | 21 | 42 | 0 | 0 | 73 |
| LA RIOJA | 6 | 12 | 3 | 9 | 0 | 0 | 30 |
| CEUTA | 0 | 15 | 4 | 7 | 0 | 0 | 26 |
| MELILLA | 1 | 11 | 5 | 2 | 1 | 0 | 20 |
| TOTAL ESTADO | 297 | 734 | 1.042 | 2.958 | 135 | 0 | 5.166 |

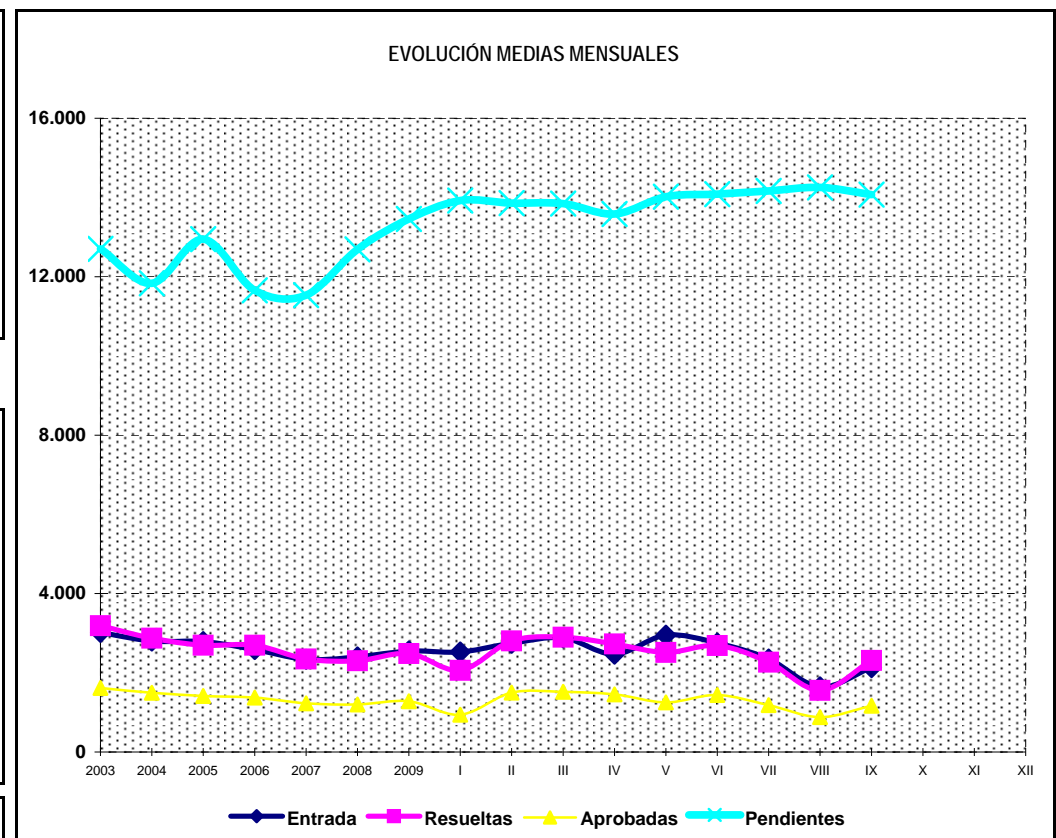
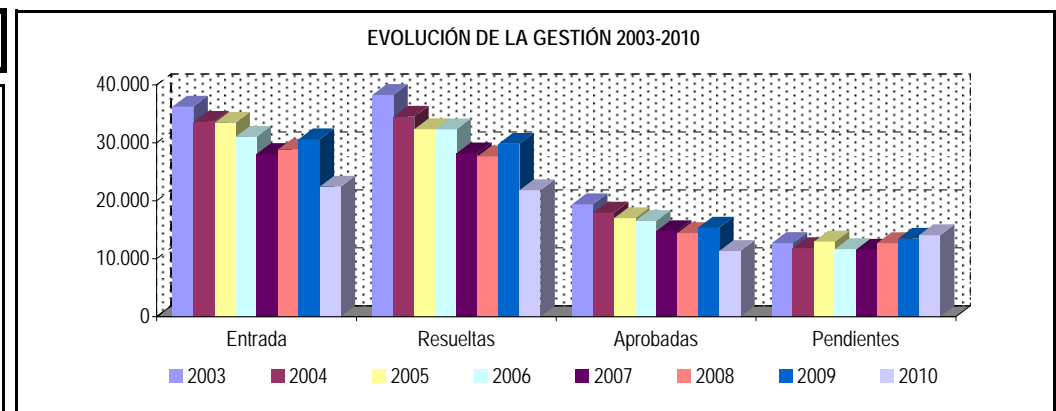
1c PNC DE INVALIDEZ: DATOS DE LA GESTIÓN MENSUAL Y ANUAL

R.D.L. 1/1994, DE 20 DE JUNIO; T. REF. LGSS PNCs DE LA SEGURIDAD SOCIAL

INVALIDEZ

| | | Entrada | Resueltas | % R./E. | Aprobadas | % A./R. | No Aprob. | Pendientes |
|---|--|---------|-----------|---------|-----------|---------|-----------|------------|
| G E S T I O N | 2003 | 36.247 | 38.257 | 105,55% | 19.380 | 50,66% | 18.877 | 12.701 |
| | 2004 | 33.629 | 34.496 | 102,58% | 17.947 | 52,03% | 16.549 | 11.834 |
| | 2005 | 33.459 | 32.345 | 96,67% | 16.989 | 52,52% | 15.356 | 12.948 |
| | 2006 | 31.036 | 32.329 | 104,17% | 16.511 | 51,07% | 15.818 | 11.655 |
| | 2007 | 28.067 | 28.189 | 100,43% | 14.743 | 52,30% | 13.446 | 11.533 |
| | 2008 | 28.808 | 27.649 | 95,98% | 14.414 | 52,13% | 13.235 | 12.692 |
| | 2009 | 30.605 | 29.839 | 97,50% | 15.351 | 51,45% | 14.488 | 13.458 |
| | M E N S U A L E S * | 2003 | 3.021 | 3.188 | | 1.615 | | 1.573 |
| 2004 | | 2.802 | 2.875 | | 1.496 | | 1.379 | 11.834 |
| 2005 | | 2.788 | 2.695 | | 1.416 | | 1.280 | 12.948 |
| 2006 | | 2.586 | 2.694 | | 1.376 | | 1.318 | 11.655 |
| 2007 | | 2.339 | 2.349 | | 1.229 | | 1.121 | 11.533 |
| 2008 | | 2.401 | 2.304 | | 1.201 | | 1.103 | 12.692 |
| 2009 | | 2.550 | 2.487 | | 1.279 | | 1.207 | 13.458 |
| 2010 | | | | | | | | |
| I I I I V V V I I I I I I | I | 2.526 | 2.063 | 81,67% | 941 | 45,61% | 1.122 | 13.921 |
| | II | 2.745 | 2.806 | 102,22% | 1.499 | 53,42% | 1.307 | 13.860 |
| | III | 2.881 | 2.897 | 100,56% | 1.519 | 52,43% | 1.378 | 13.844 |
| | IV | 2.469 | 2.728 | 110,49% | 1.455 | 53,34% | 1.273 | 13.585 |
| | V | 2.949 | 2.515 | 85,28% | 1.253 | 49,82% | 1.262 | 14.019 |
| | VI | 2.751 | 2.686 | 97,64% | 1.440 | 53,61% | 1.246 | 14.084 |
| | VII | 2.349 | 2.269 | 96,59% | 1.183 | 52,14% | 1.086 | 14.164 |
| | VIII | 1.646 | 1.554 | 94,41% | 880 | 56,63% | 674 | 14.256 |
| | IX | 2.128 | 2.313 | 108,69% | 1.167 | 50,45% | 1.146 | 14.071 |
| | X | | | | | | | |
| | XI | | | | | | | |
| | XII | | | | | | | |
| 2010 | | 22.444 | 21.831 | 97,27% | 11.337 | 51,93% | 10.494 | 14.071 |

* Pendientes reales



PENSIÓN NO CONTRIBUTIVA DE INVALIDEZ

DATOS DE GESTIÓN CORRESPONDIENTES AL MES DE SETIEMBRE DE 2010

| CC.AA. Y/O PROVINCIAS | PTES. MES ANTERIOR | SOLICITUDES PRESENTADAS | | | | | A RESOLV. MES | SOLICITUDES RESUELTAS | | | | | | | | | PTES. FIN MES |
|-----------------------------|--------------------------|----------------------------|-------|-----|------|-------|---------------------|-----------------------|-------|-----|------|-------|--------------|---------|-------|-------|---------------------|
| | | NUEVAS | LISMI | PAS | INSS | TOTAL | | APROBADAS | | | | | NO APROBADAS | | TOTAL | | |
| | | | | | | | | NUEVAS | LISMI | PAS | INSS | TOTAL | DNG | CAD-DES | | | |
| ANDALUCÍA | 3.149 | 356 | 3 | 8 | 0 | 367 | 3.516 | 145 | 2 | 4 | 0 | 151 | 235 | 27 | 413 | 3.103 | |
| ALMERÍA | 88 | 24 | 0 | 0 | 0 | 24 | 112 | 14 | 0 | 0 | 0 | 14 | 9 | 4 | 27 | 85 | |
| CÁDIZ | 475 | 122 | 3 | 5 | 0 | 130 | 605 | 16 | 0 | 1 | 0 | 17 | 20 | 10 | 47 | 558 | |
| CÓRDOBA | 283 | 20 | 0 | 0 | 0 | 20 | 303 | 20 | 0 | 1 | 0 | 21 | 34 | 1 | 56 | 247 | |
| GRANADA | 216 | 25 | 0 | 0 | 0 | 25 | 241 | 16 | 1 | 2 | 0 | 19 | 17 | 6 | 42 | 199 | |
| HUELVA | 113 | 30 | 0 | 0 | 0 | 30 | 143 | 16 | 0 | 0 | 0 | 16 | 14 | 0 | 30 | 113 | |
| JAÉN | 96 | 28 | 0 | 1 | 0 | 29 | 125 | 8 | 0 | 0 | 0 | 8 | 5 | 5 | 18 | 107 | |
| MÁLAGA | 471 | 85 | 0 | 2 | 0 | 87 | 558 | 28 | 1 | 0 | 0 | 29 | 48 | 1 | 78 | 480 | |
| SEVILLA | 1.407 | 22 | 0 | 0 | 0 | 22 | 1.429 | 27 | 0 | 0 | 0 | 27 | 88 | 0 | 115 | 1.314 | |
| ARAGÓN | 33 | 25 | 0 | 0 | 0 | 25 | 58 | 16 | 0 | 0 | 0 | 16 | 11 | 0 | 27 | 31 | |
| HUESCA | 12 | 1 | 0 | 0 | 0 | 1 | 13 | 3 | 0 | 0 | 0 | 3 | 1 | 0 | 4 | 9 | |
| TERUEL | 2 | 2 | 0 | 0 | 0 | 2 | 4 | 2 | 0 | 0 | 0 | 2 | 0 | 0 | 2 | 2 | |
| ZARAGOZA | 19 | 22 | 0 | 0 | 0 | 22 | 41 | 11 | 0 | 0 | 0 | 11 | 10 | 0 | 21 | 20 | |
| ASTURIAS | 242 | 28 | 0 | 0 | 0 | 28 | 270 | 48 | 0 | 0 | 0 | 48 | 15 | 3 | 66 | 204 | |
| ILLES BALEARS | 67 | 66 | 0 | 1 | 0 | 67 | 134 | 43 | 1 | 0 | 0 | 44 | 30 | 11 | 85 | 49 | |
| CANARIAS | 3.637 | 94 | 0 | 0 | 0 | 94 | 3.731 | 87 | 2 | 2 | 0 | 91 | 134 | 25 | 250 | 3.481 | |
| LAS PALMAS | 1.781 | 10 | 0 | 0 | 0 | 10 | 1.791 | 28 | 0 | 1 | 0 | 29 | 44 | 5 | 78 | 1.713 | |
| S.C. TENERIFE | 1.856 | 84 | 0 | 0 | 0 | 84 | 1.940 | 59 | 2 | 1 | 0 | 62 | 90 | 20 | 172 | 1.768 | |
| CANTABRIA | 9 | 32 | 1 | 0 | 0 | 33 | 42 | 20 | 0 | 0 | 0 | 20 | 4 | 0 | 24 | 18 | |
| CASTILLA Y LEÓN | 459 | 95 | 0 | 0 | 0 | 95 | 554 | 63 | 0 | 0 | 0 | 63 | 29 | 10 | 102 | 452 | |
| ÁVILA | 10 | 4 | 0 | 0 | 0 | 4 | 14 | 5 | 0 | 0 | 0 | 5 | 0 | 0 | 5 | 9 | |
| BURGOS | 74 | 27 | 0 | 0 | 0 | 27 | 101 | 12 | 0 | 0 | 0 | 12 | 16 | 4 | 32 | 69 | |
| LEÓN | 50 | 7 | 0 | 0 | 0 | 7 | 57 | 7 | 0 | 0 | 0 | 7 | 4 | 0 | 11 | 46 | |
| PALENCIA | 15 | 11 | 0 | 0 | 0 | 11 | 26 | 9 | 0 | 0 | 0 | 9 | 0 | 0 | 9 | 17 | |
| SALAMANCA | 52 | 10 | 0 | 0 | 0 | 10 | 62 | 1 | 0 | 0 | 0 | 1 | 3 | 2 | 6 | 56 | |
| SEGOVIA | 8 | 5 | 0 | 0 | 0 | 5 | 13 | 1 | 0 | 0 | 0 | 1 | 1 | 1 | 3 | 10 | |
| SORIA | 4 | 0 | 0 | 0 | 0 | 0 | 4 | 1 | 0 | 0 | 0 | 1 | 0 | 0 | 1 | 3 | |
| VALLADOLID | 219 | 24 | 0 | 0 | 0 | 24 | 243 | 17 | 0 | 0 | 0 | 17 | 5 | 1 | 23 | 220 | |
| ZAMORA | 27 | 7 | 0 | 0 | 0 | 7 | 34 | 10 | 0 | 0 | 0 | 10 | 0 | 2 | 12 | 22 | |
| CASTILLA-LA MANCHA | 547 | 110 | 1 | 0 | 0 | 111 | 658 | 69 | 2 | 1 | 1 | 73 | 53 | 16 | 142 | 516 | |
| ALBACETE | 129 | 32 | 0 | 0 | 0 | 32 | 161 | 16 | 0 | 1 | 0 | 17 | 17 | 3 | 37 | 124 | |
| CIUDAD REAL | 153 | 26 | 0 | 0 | 0 | 26 | 179 | 12 | 1 | 0 | 0 | 13 | 6 | 4 | 23 | 156 | |
| CUENCA | 40 | 12 | 1 | 0 | 0 | 13 | 53 | 10 | 1 | 0 | 0 | 11 | 11 | 5 | 27 | 26 | |
| GUADALAJARA | 18 | 10 | 0 | 0 | 0 | 10 | 28 | 7 | 0 | 0 | 1 | 8 | 6 | 1 | 15 | 13 | |
| TOLEDO | 207 | 30 | 0 | 0 | 0 | 30 | 237 | 24 | 0 | 0 | 0 | 24 | 13 | 3 | 40 | 197 | |

(Continúa al dorso)

| CC.AA. Y/O PROVINCIAS | PTES. MES ANTERIOR | SOLICITUDES PRESENTADAS | | | | | A RESOLV. MES | SOLICITUDES RESUELTAS | | | | | | | | | PTES. FIN MES |
|-----------------------------|--------------------------|----------------------------|-------|-----|------|-------|---------------------|-----------------------|-------|-----|------|-------|--------------|---------|-------|-------|---------------------|
| | | NUEVAS | LISMI | PAS | INSS | TOTAL | | APROBADAS | | | | | NO APROBADAS | | TOTAL | | |
| | | | | | | | | NUEVAS | LISMI | PAS | INSS | TOTAL | DNG | CAD-DES | | | |
| CATALUNYA | 2.391 | 411 | 2 | 0 | 20 | 433 | 2.824 | 128 | 1 | 0 | 8 | 137 | 68 | 41 | 246 | 2.578 | |
| BARCELONA | 1.821 | 287 | 2 | 0 | 11 | 300 | 2.121 | 92 | 0 | 0 | 6 | 98 | 53 | 25 | 176 | 1.945 | |
| GIRONA | 211 | 42 | 0 | 0 | 4 | 46 | 257 | 8 | 0 | 0 | 2 | 10 | 2 | 4 | 16 | 241 | |
| LLEIDA | 85 | 15 | 0 | 0 | 3 | 18 | 103 | 11 | 0 | 0 | 0 | 11 | 2 | 4 | 17 | 86 | |
| TARRAGONA | 274 | 67 | 0 | 0 | 2 | 69 | 343 | 17 | 1 | 0 | 0 | 18 | 11 | 8 | 37 | 306 | |
| COMUNIDAD VALENCIANA | 1.605 | 268 | 4 | 16 | 0 | 288 | 1.893 | 114 | 5 | 10 | 0 | 129 | 73 | 53 | 255 | 1.638 | |
| ALICANTE | 679 | 122 | 4 | 9 | 0 | 135 | 814 | 44 | 2 | 3 | 0 | 49 | 42 | 46 | 137 | 677 | |
| CASTELLÓN | 91 | 24 | 0 | 1 | 0 | 25 | 116 | 16 | 1 | 0 | 0 | 17 | 5 | 2 | 24 | 92 | |
| VALENCIA | 835 | 122 | 0 | 6 | 0 | 128 | 963 | 54 | 2 | 7 | 0 | 63 | 26 | 5 | 94 | 869 | |
| EXTREMADURA | 44 | 36 | 0 | 0 | 0 | 36 | 80 | 43 | 0 | 1 | 0 | 44 | 11 | 0 | 55 | 25 | |
| BADAJOS | 27 | 31 | 0 | 0 | 0 | 31 | 58 | 27 | 0 | 1 | 0 | 28 | 5 | 0 | 33 | 25 | |
| CÁCERES | 17 | 5 | 0 | 0 | 0 | 5 | 22 | 16 | 0 | 0 | 0 | 16 | 6 | 0 | 22 | 0 | |
| GALICIA | 462 | 144 | 1 | 0 | 1 | 146 | 608 | 66 | 0 | 0 | 1 | 67 | 71 | 10 | 148 | 460 | |
| A CORUÑA | 298 | 44 | 0 | 0 | 0 | 44 | 342 | 24 | 0 | 0 | 1 | 25 | 22 | 4 | 51 | 291 | |
| LUGO | 17 | 9 | 0 | 0 | 0 | 9 | 26 | 7 | 0 | 0 | 0 | 7 | 3 | 2 | 12 | 14 | |
| OURENSE | 118 | 19 | 0 | 0 | 0 | 19 | 137 | 6 | 0 | 0 | 0 | 6 | 1 | 1 | 8 | 129 | |
| PONTEVEDRA | 29 | 72 | 1 | 0 | 1 | 74 | 103 | 29 | 0 | 0 | 0 | 29 | 45 | 3 | 77 | 26 | |
| MADRID | 790 | 180 | 3 | 1 | 0 | 184 | 974 | 88 | 3 | 1 | 0 | 92 | 39 | 47 | 178 | 796 | |
| MURCIA | 615 | 75 | 2 | 3 | 0 | 80 | 695 | 70 | 0 | 2 | 0 | 72 | 75 | 14 | 161 | 534 | |
| NAVARRA | 16 | 10 | 1 | 0 | 0 | 11 | 27 | 7 | 0 | 0 | 0 | 7 | 0 | 0 | 7 | 20 | |
| PAÍS VASCO | 58 | 101 | 0 | 0 | 0 | 101 | 159 | 78 | 0 | 0 | 0 | 78 | 13 | 2 | 93 | 66 | |
| ÁLAVA | 0 | 6 | 0 | 0 | 0 | 6 | 6 | 3 | 0 | 0 | 0 | 3 | 0 | 0 | 3 | 3 | |
| GUIPÚZCOA | 2 | 55 | 0 | 0 | 0 | 55 | 57 | 53 | 0 | 0 | 0 | 53 | 3 | 0 | 56 | 1 | |
| VIZCAYA | 56 | 40 | 0 | 0 | 0 | 40 | 96 | 22 | 0 | 0 | 0 | 22 | 10 | 2 | 34 | 62 | |
| LA RIOJA | 15 | 6 | 0 | 0 | 0 | 6 | 21 | 9 | 0 | 0 | 0 | 9 | 3 | 0 | 12 | 9 | |
| CEUTA | 44 | 9 | 0 | 0 | 0 | 9 | 53 | 4 | 0 | 0 | 0 | 4 | 9 | 2 | 15 | 38 | |
| MELILLA | 73 | 14 | 0 | 0 | 0 | 14 | 87 | 22 | 0 | 0 | 0 | 22 | 10 | 2 | 34 | 53 | |

| | | | | | | | | | | | | | | | | |
|--------------|--------|-------|----|----|----|-------|--------|-------|----|----|----|-------|-----|-----|-------|--------|
| TOTAL ESTADO | 14.256 | 2.060 | 18 | 29 | 21 | 2.128 | 16.384 | 1.120 | 16 | 21 | 10 | 1.167 | 883 | 263 | 2.313 | 14.071 |
|--------------|--------|-------|----|----|----|-------|--------|-------|----|----|----|-------|-----|-----|-------|--------|

PENSIÓN NO CONTRIBUTIVA DE INVALIDEZ

CAUSAS DE DENEGACIÓN CORRESPONDIENTES AL MES DE SETIEMBRE DE 2010

| CC.AA. Y/O PROVINCIAS | EDAD | RESIDENCIA LEGAL | RECURSOS | | GRADO MINUSVALÍA ENF. CRÓNICA | PRESTACIÓN INCOMPATIBLE | SOLICITAR SIN PASAR DOS AÑOS | SIN DESGLOSAR | TOTAL CAUSAS DE DENEGACIÓN |
|-----------------------------|------|---------------------|------------|--------|-------------------------------------|----------------------------|------------------------------------|------------------|----------------------------------|
| | | | ECONÓMICOS | | | | | | |
| | | | PERSONALES | U.E.C. | | | | | |
| ANDALUCÍA | 1 | 7 | 36 | 22 | 164 | 5 | 0 | 0 | 235 |
| ALMERÍA | 0 | 1 | 2 | 3 | 3 | 0 | 0 | 0 | 9 |
| CÁDIZ | 0 | 0 | 16 | 4 | 0 | 0 | 0 | 0 | 20 |
| CÓRDOBA | 0 | 0 | 5 | 4 | 24 | 1 | 0 | 0 | 34 |
| GRANADA | 0 | 4 | 2 | 0 | 11 | 0 | 0 | 0 | 17 |
| HUELVA | 0 | 0 | 3 | 0 | 11 | 0 | 0 | 0 | 14 |
| JAÉN | 1 | 0 | 0 | 1 | 3 | 0 | 0 | 0 | 5 |
| MÁLAGA | 0 | 2 | 2 | 6 | 37 | 1 | 0 | 0 | 48 |
| SEVILLA | 0 | 0 | 6 | 4 | 75 | 3 | 0 | 0 | 88 |
| ARAGÓN | 0 | 1 | 4 | 2 | 4 | 0 | 0 | 0 | 11 |
| HUESCA | 0 | 0 | 0 | 1 | 0 | 0 | 0 | 0 | 1 |
| TERUEL | 0 | 0 | 0 | 0 | 0 | 0 | 0 | 0 | 0 |
| ZARAGOZA | 0 | 1 | 4 | 1 | 4 | 0 | 0 | 0 | 10 |
| ASTURIAS | 2 | 2 | 4 | 1 | 6 | 0 | 0 | 0 | 15 |
| ILLES BALEARS | 1 | 2 | 6 | 0 | 18 | 3 | 0 | 0 | 30 |
| CANARIAS | 2 | 3 | 20 | 21 | 87 | 1 | 0 | 0 | 134 |
| LAS PALMAS | 1 | 1 | 15 | 11 | 15 | 1 | 0 | 0 | 44 |
| S.C. TENERIFE | 1 | 2 | 5 | 10 | 72 | 0 | 0 | 0 | 90 |
| CANTABRIA | 0 | 0 | 1 | 2 | 1 | 0 | 0 | 0 | 4 |
| CASTILLA Y LEÓN | 1 | 3 | 3 | 5 | 17 | 0 | 0 | 0 | 29 |
| ÁVILA | 0 | 0 | 0 | 0 | 0 | 0 | 0 | 0 | 0 |
| BURGOS | 0 | 2 | 2 | 0 | 12 | 0 | 0 | 0 | 16 |
| LEÓN | 0 | 1 | 0 | 1 | 2 | 0 | 0 | 0 | 4 |
| PALENCIA | 0 | 0 | 0 | 0 | 0 | 0 | 0 | 0 | 0 |
| SALAMANCA | 1 | 0 | 1 | 0 | 1 | 0 | 0 | 0 | 3 |
| SEGOVIA | 0 | 0 | 0 | 0 | 1 | 0 | 0 | 0 | 1 |
| SORIA | 0 | 0 | 0 | 0 | 0 | 0 | 0 | 0 | 0 |
| VALLADOLID | 0 | 0 | 0 | 4 | 1 | 0 | 0 | 0 | 5 |
| ZAMORA | 0 | 0 | 0 | 0 | 0 | 0 | 0 | 0 | 0 |
| CASTILLA-LA MANCHA | 1 | 1 | 15 | 17 | 18 | 1 | 0 | 0 | 53 |
| ALBACETE | 1 | 1 | 7 | 5 | 3 | 0 | 0 | 0 | 17 |
| CIUDAD REAL | 0 | 0 | 2 | 2 | 2 | 0 | 0 | 0 | 6 |
| CUENCA | 0 | 0 | 5 | 3 | 2 | 1 | 0 | 0 | 11 |
| GUADALAJARA | 0 | 0 | 1 | 4 | 1 | 0 | 0 | 0 | 6 |
| TOLEDO | 0 | 0 | 0 | 3 | 10 | 0 | 0 | 0 | 13 |

(Continúa al dorso)

| CC.AA. Y/O PROVINCIAS | EDAD | RESIDENCIA LEGAL | RECURSOS ECONÓMICOS | | GRADO MINUSVALÍA ENF. CRÓNICA | PRESTACIÓN INCOMPATIBLE | SOLICITAR SIN PASAR DOS AÑOS | SIN DESGLOSAR | TOTAL CAUSAS DE DENEGACIÓN |
|-----------------------------|-----------|---------------------|------------------------|------------|-------------------------------------|----------------------------|------------------------------------|------------------|----------------------------------|
| | | | PERSONALES | U.E.C. | | | | | |
| | | | CATALUNYA | 0 | | | | | |
| BARCELONA | 0 | 2 | 12 | 15 | 18 | 6 | 0 | 0 | 53 |
| GIRONA | 0 | 0 | 1 | 0 | 1 | 0 | 0 | 0 | 2 |
| LLEIDA | 0 | 0 | 0 | 1 | 0 | 1 | 0 | 0 | 2 |
| TARRAGONA | 0 | 0 | 2 | 3 | 2 | 4 | 0 | 0 | 11 |
| COMUNIDAD VALENCIANA | 0 | 2 | 22 | 15 | 30 | 4 | 0 | 0 | 73 |
| ALICANTE | 0 | 1 | 14 | 5 | 21 | 1 | 0 | 0 | 42 |
| CASTELLÓN | 0 | 1 | 1 | 1 | 2 | 0 | 0 | 0 | 5 |
| VALENCIA | 0 | 0 | 7 | 9 | 7 | 3 | 0 | 0 | 26 |
| EXTREMADURA | 0 | 0 | 2 | 3 | 6 | 0 | 0 | 0 | 11 |
| BADAJOS | 0 | 0 | 1 | 2 | 2 | 0 | 0 | 0 | 5 |
| CÁCERES | 0 | 0 | 1 | 1 | 4 | 0 | 0 | 0 | 6 |
| GALICIA | 0 | 3 | 15 | 17 | 35 | 1 | 0 | 0 | 71 |
| A CORUÑA | 0 | 0 | 6 | 5 | 11 | 0 | 0 | 0 | 22 |
| LUGO | 0 | 1 | 0 | 1 | 1 | 0 | 0 | 0 | 3 |
| OURENSE | 0 | 0 | 1 | 0 | 0 | 0 | 0 | 0 | 1 |
| PONTEVEDRA | 0 | 2 | 8 | 11 | 23 | 1 | 0 | 0 | 45 |
| MADRID | 1 | 2 | 8 | 17 | 11 | 0 | 0 | 0 | 39 |
| MURCIA | 0 | 6 | 4 | 6 | 55 | 4 | 0 | 0 | 75 |
| NAVARRA | 0 | 0 | 0 | 0 | 0 | 0 | 0 | 0 | 0 |
| PAÍS VASCO | 1 | 0 | 1 | 7 | 1 | 3 | 0 | 0 | 13 |
| ÁLAVA | 0 | 0 | 0 | 0 | 0 | 0 | 0 | 0 | 0 |
| GUIPÚZCOA | 0 | 0 | 0 | 3 | 0 | 0 | 0 | 0 | 3 |
| VIZCAYA | 1 | 0 | 1 | 4 | 1 | 3 | 0 | 0 | 10 |
| LA RIOJA | 0 | 0 | 0 | 1 | 2 | 0 | 0 | 0 | 3 |
| CEUTA | 0 | 0 | 3 | 2 | 3 | 1 | 0 | 0 | 9 |
| MELILLA | 0 | 1 | 3 | 3 | 3 | 0 | 0 | 0 | 10 |
| TOTAL ESTADO | 10 | 35 | 162 | 160 | 482 | 34 | 0 | 0 | 883 |

PENSIÓN NO CONTRIBUTIVA DE INVALIDEZ

DATOS ACUMULADOS DE GESTIÓN CORRESPONDIENTES AL AÑO 2010 HASTA SEPTIEMBRE

| CC.AA. Y/O PROVINCIAS | PTES. AÑO ANTERIOR | SOLICITUDES PRESENTADAS | | | | | A RESOLV. AÑO | SOLICITUDES RESUELTAS | | | | | | | | | PTES. FINAL |
|-----------------------------|--------------------------|----------------------------|-------|-----|------|-------|---------------------|-----------------------|-------|-----|------|-------|--------------|---------|-------|-------|----------------|
| | | NUEVAS | LISMI | PAS | INSS | TOTAL | | APROBADAS | | | | | NO APROBADAS | | TOTAL | | |
| | | | | | | | | NUEVAS | LISMI | PAS | INSS | TOTAL | DNG | CAD-DES | | | |
| ANDALUCÍA | 3.109 | 4.427 | 35 | 80 | 1 | 4.543 | 7.652 | 2.161 | 23 | 63 | 0 | 2.247 | 2.022 | 280 | 4.549 | 3.103 | |
| ALMERÍA | 48 | 290 | 1 | 4 | 0 | 295 | 343 | 156 | 1 | 4 | 0 | 161 | 76 | 21 | 258 | 85 | |
| CÁDIZ | 380 | 748 | 12 | 28 | 1 | 789 | 1.169 | 405 | 6 | 20 | 0 | 431 | 154 | 26 | 611 | 558 | |
| CÓRDOBA | 150 | 396 | 0 | 0 | 0 | 396 | 546 | 197 | 1 | 5 | 0 | 203 | 93 | 3 | 299 | 247 | |
| GRANADA | 220 | 417 | 2 | 9 | 0 | 428 | 648 | 216 | 2 | 6 | 0 | 224 | 147 | 78 | 449 | 199 | |
| HUELVA | 80 | 295 | 1 | 7 | 0 | 303 | 383 | 164 | 0 | 2 | 0 | 166 | 97 | 7 | 270 | 113 | |
| JAÉN | 52 | 250 | 0 | 5 | 0 | 255 | 307 | 111 | 2 | 3 | 0 | 116 | 68 | 16 | 200 | 107 | |
| MÁLAGA | 660 | 1.044 | 13 | 10 | 0 | 1.067 | 1.727 | 526 | 7 | 6 | 0 | 539 | 579 | 129 | 1.247 | 480 | |
| SEVILLA | 1.519 | 987 | 6 | 17 | 0 | 1.010 | 2.529 | 386 | 4 | 17 | 0 | 407 | 808 | 0 | 1.215 | 1.314 | |
| ARAGÓN | 43 | 299 | 2 | 1 | 0 | 302 | 345 | 192 | 0 | 0 | 0 | 192 | 99 | 23 | 314 | 31 | |
| HUESCA | 17 | 60 | 1 | 0 | 0 | 61 | 78 | 42 | 0 | 0 | 0 | 42 | 20 | 7 | 69 | 9 | |
| TERUEL | 1 | 17 | 0 | 0 | 0 | 17 | 18 | 11 | 0 | 0 | 0 | 11 | 4 | 1 | 16 | 2 | |
| ZARAGOZA | 25 | 222 | 1 | 1 | 0 | 224 | 249 | 139 | 0 | 0 | 0 | 139 | 75 | 15 | 229 | 20 | |
| ASTURIAS | 357 | 424 | 5 | 0 | 0 | 429 | 786 | 314 | 7 | 0 | 0 | 321 | 213 | 48 | 582 | 204 | |
| ILLES BALEARS | 71 | 530 | 1 | 2 | 0 | 533 | 604 | 282 | 1 | 0 | 0 | 283 | 178 | 94 | 555 | 49 | |
| CANARIAS | 3.495 | 2.063 | 4 | 27 | 0 | 2.094 | 5.589 | 980 | 4 | 23 | 0 | 1.007 | 983 | 118 | 2.108 | 3.481 | |
| LAS PALMAS | 1.530 | 836 | 1 | 21 | 0 | 858 | 2.388 | 340 | 0 | 13 | 0 | 353 | 266 | 56 | 675 | 1.713 | |
| S.C. TENERIFE | 1.965 | 1.227 | 3 | 6 | 0 | 1.236 | 3.201 | 640 | 4 | 10 | 0 | 654 | 717 | 62 | 1.433 | 1.768 | |
| CANTABRIA | 9 | 289 | 1 | 1 | 0 | 291 | 300 | 218 | 1 | 0 | 0 | 219 | 63 | 0 | 282 | 18 | |
| CASTILLA Y LEÓN | 394 | 872 | 10 | 0 | 0 | 882 | 1.276 | 513 | 11 | 2 | 0 | 526 | 238 | 60 | 824 | 452 | |
| ÁVILA | 6 | 61 | 1 | 0 | 0 | 62 | 68 | 39 | 3 | 0 | 0 | 42 | 14 | 3 | 59 | 9 | |
| BURGOS | 60 | 161 | 0 | 0 | 0 | 161 | 221 | 97 | 0 | 0 | 0 | 97 | 44 | 11 | 152 | 69 | |
| LEÓN | 52 | 150 | 2 | 0 | 0 | 152 | 204 | 80 | 1 | 2 | 0 | 83 | 62 | 13 | 158 | 46 | |
| PALENCIA | 11 | 63 | 1 | 0 | 0 | 64 | 75 | 45 | 1 | 0 | 0 | 46 | 11 | 1 | 58 | 17 | |
| SALAMANCA | 44 | 106 | 5 | 0 | 0 | 111 | 155 | 62 | 6 | 0 | 0 | 68 | 27 | 4 | 99 | 56 | |
| SEGOVIA | 12 | 35 | 0 | 0 | 0 | 35 | 47 | 21 | 0 | 0 | 0 | 21 | 10 | 6 | 37 | 10 | |
| SORIA | 4 | 12 | 0 | 0 | 0 | 12 | 16 | 7 | 0 | 0 | 0 | 7 | 3 | 3 | 13 | 3 | |
| VALLADOLID | 178 | 208 | 0 | 0 | 0 | 208 | 386 | 111 | 0 | 0 | 0 | 111 | 40 | 15 | 166 | 220 | |
| ZAMORA | 27 | 76 | 1 | 0 | 0 | 77 | 104 | 51 | 0 | 0 | 0 | 51 | 27 | 4 | 82 | 22 | |
| CASTILLA-LA MANCHA | 604 | 1.193 | 3 | 7 | 3 | 1.206 | 1.810 | 729 | 5 | 8 | 6 | 748 | 434 | 112 | 1.294 | 516 | |
| ALBACETE | 107 | 284 | 0 | 3 | 0 | 287 | 394 | 141 | 1 | 2 | 3 | 147 | 109 | 14 | 270 | 124 | |
| CIUDAD REAL | 164 | 344 | 0 | 0 | 0 | 344 | 508 | 222 | 2 | 3 | 0 | 227 | 89 | 36 | 352 | 156 | |
| CUENCA | 35 | 202 | 2 | 3 | 0 | 207 | 242 | 118 | 1 | 2 | 0 | 121 | 83 | 12 | 216 | 26 | |
| GUADALAJARA | 20 | 94 | 1 | 1 | 3 | 99 | 119 | 55 | 1 | 1 | 3 | 60 | 39 | 7 | 106 | 13 | |
| TOLEDO | 278 | 269 | 0 | 0 | 0 | 269 | 547 | 193 | 0 | 0 | 0 | 193 | 114 | 43 | 350 | 197 | |

(Continúa al dorso)

| CC.AA. Y/O PROVINCIAS | PTES. AÑO ANTERIOR | SOLICITUDES PRESENTADAS | | | | | A RESOLV. AÑO | SOLICITUDES RESUELTAS | | | | | | | | | PTES. FINAL |
|-----------------------------|--------------------------|----------------------------|-----------|-----------|------------|--------------|---------------------|-----------------------|-----------|-----------|------------|--------------|--------------|------------|--------------|--------------|----------------|
| | | NUEVAS | LISMI | PAS | INSS | TOTAL | | APROBADAS | | | | | NO APROBADAS | | TOTAL | | |
| | | | | | | | | NUEVAS | LISMI | PAS | INSS | TOTAL | DNG | CAD-DES | | | |
| CATALUNYA | 2.390 | 3.239 | 13 | 0 | 176 | 3.428 | 5.818 | 1.119 | 13 | 1 | 121 | 1.254 | 1.309 | 677 | 3.240 | 2.578 | |
| BARCELONA | 1.743 | 2.411 | 10 | 0 | 135 | 2.556 | 4.299 | 787 | 3 | 1 | 82 | 873 | 1.022 | 459 | 2.354 | 1.945 | |
| GIRONA | 222 | 281 | 0 | 0 | 19 | 300 | 522 | 108 | 0 | 0 | 18 | 126 | 88 | 67 | 281 | 241 | |
| LLEIDA | 107 | 122 | 0 | 0 | 6 | 128 | 235 | 67 | 3 | 0 | 5 | 75 | 41 | 33 | 149 | 86 | |
| TARRAGONA | 318 | 425 | 3 | 0 | 16 | 444 | 762 | 157 | 7 | 0 | 16 | 180 | 158 | 118 | 456 | 306 | |
| COMUNIDAD VALENCIANA | 1.382 | 2.517 | 21 | 59 | 0 | 2.597 | 3.979 | 1.253 | 21 | 48 | 0 | 1.322 | 783 | 236 | 2.341 | 1.638 | |
| ALICANTE | 556 | 871 | 20 | 31 | 0 | 922 | 1.478 | 363 | 16 | 14 | 0 | 393 | 283 | 125 | 801 | 677 | |
| CASTELLÓN | 74 | 273 | 0 | 2 | 0 | 275 | 349 | 160 | 2 | 4 | 0 | 166 | 67 | 24 | 257 | 92 | |
| VALENCIA | 752 | 1.373 | 1 | 26 | 0 | 1.400 | 2.152 | 730 | 3 | 30 | 0 | 763 | 433 | 87 | 1.283 | 869 | |
| EXTREMADURA | 36 | 367 | 6 | 6 | 0 | 379 | 415 | 252 | 8 | 6 | 0 | 266 | 107 | 17 | 390 | 25 | |
| BADAJOS | 14 | 269 | 3 | 6 | 0 | 278 | 292 | 169 | 4 | 6 | 0 | 179 | 77 | 11 | 267 | 25 | |
| CÁCERES | 22 | 98 | 3 | 0 | 0 | 101 | 123 | 83 | 4 | 0 | 0 | 87 | 30 | 6 | 123 | 0 | |
| GALICIA | 654 | 1.351 | 2 | 0 | 2 | 1.355 | 2.009 | 824 | 0 | 2 | 17 | 843 | 645 | 61 | 1.549 | 460 | |
| A CORUÑA | 311 | 515 | 0 | 0 | 0 | 515 | 826 | 303 | 0 | 2 | 6 | 311 | 205 | 19 | 535 | 291 | |
| LUGO | 26 | 118 | 0 | 0 | 0 | 118 | 144 | 75 | 0 | 0 | 0 | 75 | 45 | 10 | 130 | 14 | |
| OURENSE | 117 | 242 | 1 | 0 | 1 | 244 | 361 | 116 | 0 | 0 | 0 | 116 | 107 | 9 | 232 | 129 | |
| PONTEVEDRA | 200 | 476 | 1 | 0 | 1 | 478 | 678 | 330 | 0 | 0 | 11 | 341 | 288 | 23 | 652 | 26 | |
| MADRID | 193 | 2.228 | 10 | 9 | 0 | 2.247 | 2.440 | 852 | 10 | 9 | 0 | 871 | 451 | 322 | 1.644 | 796 | |
| MURCIA | 533 | 871 | 12 | 14 | 36 | 933 | 1.466 | 416 | 5 | 8 | 5 | 434 | 411 | 87 | 932 | 534 | |
| NAVARRA | 11 | 88 | 3 | 3 | 2 | 96 | 107 | 57 | 1 | 1 | 0 | 59 | 24 | 4 | 87 | 20 | |
| PAÍS VASCO | 65 | 738 | 0 | 0 | 0 | 738 | 803 | 563 | 0 | 0 | 0 | 563 | 157 | 17 | 737 | 66 | |
| ÁLAVA | 4 | 57 | 0 | 0 | 0 | 57 | 61 | 55 | 0 | 0 | 0 | 55 | 3 | 0 | 58 | 3 | |
| GUIPÚZCOA | 9 | 299 | 0 | 0 | 0 | 299 | 308 | 251 | 0 | 0 | 0 | 251 | 56 | 0 | 307 | 1 | |
| VIZCAYA | 52 | 382 | 0 | 0 | 0 | 382 | 434 | 257 | 0 | 0 | 0 | 257 | 98 | 17 | 372 | 62 | |
| LA RIOJA | 12 | 91 | 2 | 0 | 0 | 93 | 105 | 63 | 2 | 0 | 0 | 65 | 31 | 0 | 96 | 9 | |
| CEUTA | 47 | 119 | 0 | 0 | 0 | 119 | 166 | 47 | 0 | 0 | 0 | 47 | 73 | 8 | 128 | 38 | |
| MELILLA | 53 | 177 | 1 | 1 | 0 | 179 | 232 | 68 | 1 | 1 | 0 | 70 | 99 | 10 | 179 | 53 | |

| | | | | | | | | | | | | | | | | |
|---------------------|---------------|---------------|------------|------------|------------|---------------|---------------|---------------|------------|------------|------------|---------------|--------------|--------------|---------------|---------------|
| TOTAL ESTADO | 13.458 | 21.883 | 131 | 210 | 220 | 22.444 | 35.902 | 10.903 | 113 | 172 | 149 | 11.337 | 8.320 | 2.174 | 21.831 | 14.071 |
|---------------------|---------------|---------------|------------|------------|------------|---------------|---------------|---------------|------------|------------|------------|---------------|--------------|--------------|---------------|---------------|

PENSIÓN NO CONTRIBUTIVA DE INVALIDEZ

CAUSAS DE DENEGACIÓN ACUMULADAS CORRESPONDIENTES AL AÑO 2010 HASTA SEPTIEMBRE

| CC.AA. Y/O PROVINCIAS | EDAD | RESIDENCIA LEGAL | RECURSOS | | GRADO MINUSVALÍA ENF. CRÓNICA | PRESTACIÓN INCOMPATIBLE | SOLICITAR SIN PASAR DOS AÑOS | SIN DESGLOSAR | TOTAL CAUSAS DE DENEGACIÓN |
|-----------------------------|------|---------------------|------------|--------|-------------------------------------|----------------------------|------------------------------------|------------------|----------------------------------|
| | | | ECONÓMICOS | | | | | | |
| | | | PERSONALES | U.E.C. | | | | | |
| ANDALUCÍA | 21 | 56 | 244 | 333 | 1.332 | 32 | 0 | 4 | 2.022 |
| ALMERÍA | 3 | 6 | 19 | 12 | 31 | 5 | 0 | 0 | 76 |
| CÁDIZ | 0 | 0 | 110 | 38 | 0 | 6 | 0 | 0 | 154 |
| CÓRDOBA | 0 | 0 | 17 | 10 | 61 | 5 | 0 | 0 | 93 |
| GRANADA | 2 | 7 | 18 | 25 | 88 | 3 | 0 | 4 | 147 |
| HUELVA | 4 | 2 | 10 | 7 | 71 | 3 | 0 | 0 | 97 |
| JAÉN | 4 | 5 | 4 | 12 | 43 | 0 | 0 | 0 | 68 |
| MÁLAGA | 0 | 35 | 16 | 125 | 398 | 5 | 0 | 0 | 579 |
| SEVILLA | 8 | 1 | 50 | 104 | 640 | 5 | 0 | 0 | 808 |
| ARAGÓN | 3 | 9 | 24 | 28 | 29 | 6 | 0 | 0 | 99 |
| HUESCA | 2 | 0 | 2 | 5 | 11 | 0 | 0 | 0 | 20 |
| TERUEL | 0 | 0 | 0 | 2 | 1 | 1 | 0 | 0 | 4 |
| ZARAGOZA | 1 | 9 | 22 | 21 | 17 | 5 | 0 | 0 | 75 |
| ASTURIAS | 2 | 8 | 49 | 49 | 96 | 9 | 0 | 0 | 213 |
| ILLES BALEARS | 4 | 23 | 24 | 0 | 97 | 8 | 1 | 21 | 178 |
| CANARIAS | 23 | 17 | 138 | 115 | 679 | 10 | 0 | 1 | 983 |
| LAS PALMAS | 6 | 6 | 46 | 26 | 178 | 4 | 0 | 0 | 266 |
| S.C. TENERIFE | 17 | 11 | 92 | 89 | 501 | 6 | 0 | 1 | 717 |
| CANTABRIA | 1 | 1 | 11 | 25 | 25 | 0 | 0 | 0 | 63 |
| CASTILLA Y LEÓN | 10 | 19 | 41 | 68 | 91 | 7 | 0 | 2 | 238 |
| ÁVILA | 0 | 2 | 1 | 8 | 3 | 0 | 0 | 0 | 14 |
| BURGOS | 1 | 6 | 7 | 5 | 24 | 1 | 0 | 0 | 44 |
| LEÓN | 4 | 6 | 9 | 17 | 24 | 2 | 0 | 0 | 62 |
| PALENCIA | 0 | 0 | 1 | 3 | 7 | 0 | 0 | 0 | 11 |
| SALAMANCA | 5 | 3 | 3 | 5 | 11 | 0 | 0 | 0 | 27 |
| SEGOVIA | 0 | 1 | 2 | 3 | 2 | 1 | 0 | 1 | 10 |
| SORIA | 0 | 1 | 2 | 0 | 0 | 0 | 0 | 0 | 3 |
| VALLADOLID | 0 | 0 | 15 | 18 | 4 | 2 | 0 | 1 | 40 |
| ZAMORA | 0 | 0 | 1 | 9 | 16 | 1 | 0 | 0 | 27 |
| CASTILLA-LA MANCHA | 9 | 17 | 93 | 157 | 144 | 14 | 0 | 0 | 434 |
| ALBACETE | 5 | 4 | 24 | 29 | 45 | 2 | 0 | 0 | 109 |
| CIUDAD REAL | 1 | 2 | 19 | 50 | 16 | 1 | 0 | 0 | 89 |
| CUENCA | 1 | 2 | 31 | 34 | 13 | 2 | 0 | 0 | 83 |
| GUADALAJARA | 0 | 4 | 6 | 15 | 14 | 0 | 0 | 0 | 39 |
| TOLEDO | 2 | 5 | 13 | 29 | 56 | 9 | 0 | 0 | 114 |

(Continúa al dorso)

| CC.AA. Y/O PROVINCIAS | EDAD | RESIDENCIA LEGAL | RECURSOS ECONÓMICOS | | GRADO MINUSVALÍA ENF. CRÓNICA | PRESTACIÓN INCOMPATIBLE | SOLICITAR SIN PASAR DOS AÑOS | SIN DESGLSAR | TOTAL CAUSAS DE DENE GACIÓN |
|-----------------------------|------------|---------------------|------------------------|--------------|-------------------------------------|----------------------------|------------------------------------|-----------------|-----------------------------------|
| | | | PERSONALES | U.E.C. | | | | | |
| | | | CATALUNYA | 12 | | | | | |
| BARCELONA | 0 | 25 | 192 | 239 | 346 | 220 | 0 | 0 | 1.022 |
| GIRONA | 12 | 2 | 16 | 16 | 18 | 24 | 0 | 0 | 88 |
| LLEIDA | 0 | 0 | 10 | 7 | 11 | 13 | 0 | 0 | 41 |
| TARRAGONA | 0 | 4 | 39 | 52 | 29 | 34 | 0 | 0 | 158 |
| COMUNIDAD VALENCIANA | 2 | 23 | 167 | 187 | 372 | 32 | 0 | 0 | 783 |
| ALICANTE | 0 | 4 | 75 | 44 | 155 | 5 | 0 | 0 | 283 |
| CASTELLÓN | 0 | 3 | 16 | 13 | 32 | 3 | 0 | 0 | 67 |
| VALENCIA | 2 | 16 | 76 | 130 | 185 | 24 | 0 | 0 | 433 |
| EXTREMADURA | 5 | 3 | 17 | 33 | 48 | 1 | 0 | 0 | 107 |
| BADAJOS | 3 | 2 | 9 | 24 | 38 | 1 | 0 | 0 | 77 |
| CÁCERES | 2 | 1 | 8 | 9 | 10 | 0 | 0 | 0 | 30 |
| GALICIA | 7 | 7 | 128 | 148 | 344 | 10 | 0 | 1 | 645 |
| A CORUÑA | 0 | 1 | 43 | 31 | 121 | 8 | 0 | 1 | 205 |
| LUGO | 1 | 1 | 4 | 12 | 27 | 0 | 0 | 0 | 45 |
| OURENSE | 0 | 1 | 9 | 11 | 85 | 1 | 0 | 0 | 107 |
| PONTEVEDRA | 6 | 4 | 72 | 94 | 111 | 1 | 0 | 0 | 288 |
| MADRID | 23 | 39 | 109 | 156 | 124 | 0 | 0 | 0 | 451 |
| MURCIA | 5 | 40 | 81 | 76 | 204 | 5 | 0 | 0 | 411 |
| NAVARRA | 0 | 2 | 5 | 6 | 9 | 2 | 0 | 0 | 24 |
| PAÍS VASCO | 11 | 10 | 26 | 60 | 33 | 18 | 0 | 0 | 158 |
| ÁLAVA | 0 | 0 | 0 | 3 | 0 | 1 | 0 | 0 | 4 |
| GUIPÚZCOA | 6 | 6 | 13 | 26 | 0 | 5 | 0 | 0 | 56 |
| VIZCAYA | 5 | 4 | 13 | 31 | 33 | 12 | 0 | 0 | 98 |
| LA RIOJA | 2 | 7 | 8 | 5 | 6 | 3 | 0 | 0 | 31 |
| CEUTA | 0 | 2 | 6 | 10 | 51 | 4 | 0 | 0 | 73 |
| MELILLA | 1 | 7 | 11 | 10 | 69 | 1 | 0 | 0 | 99 |
| TOTAL ESTADO | 141 | 321 | 1.439 | 1.780 | 4.157 | 453 | 1 | 29 | 8.321 |

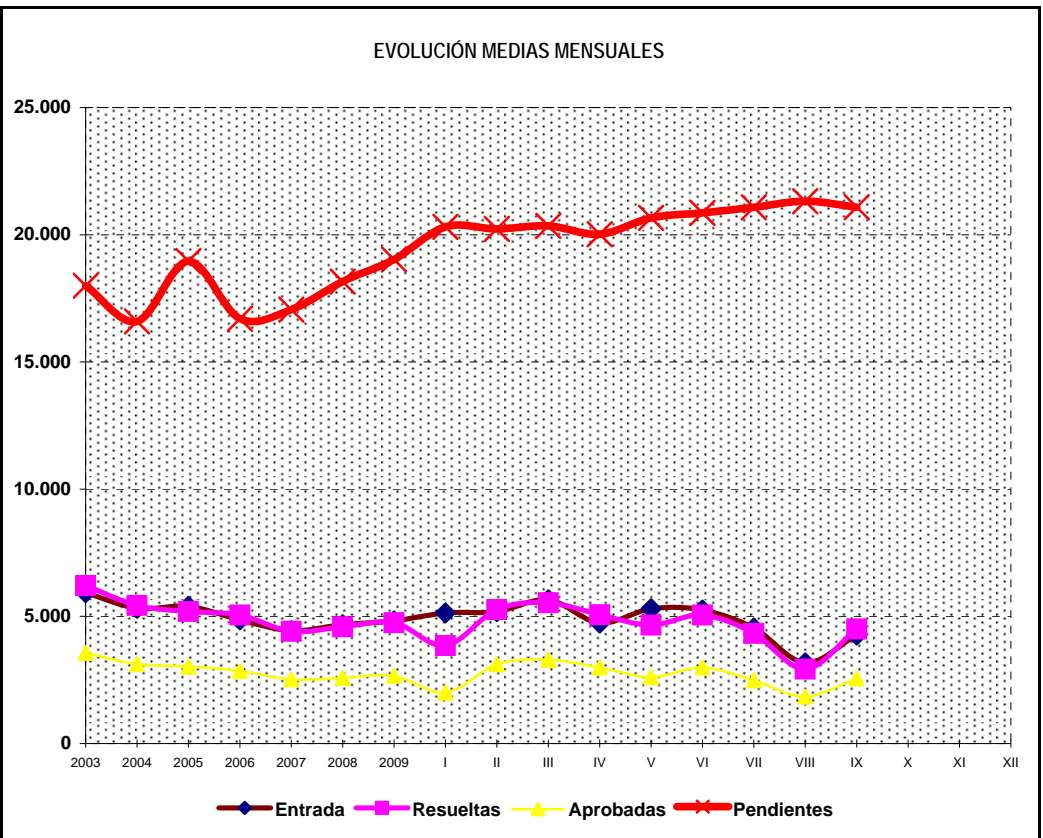
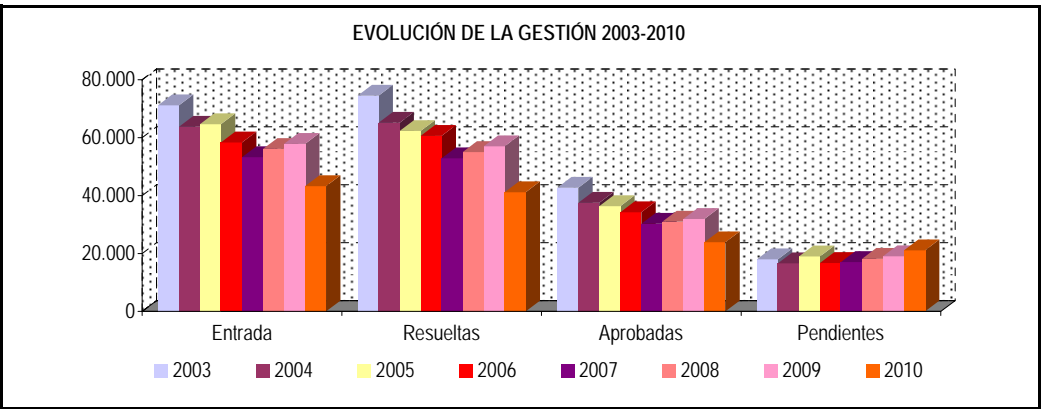
1d PNCs DE LA SEGURIDAD SOCIAL: DATOS DE LA GESTIÓN MENSUAL Y ANUAL

R.D.L. 1/1994, DE 20 DE JUNIO; T. REF. LGSS PNCs DE LA SEGURIDAD SOCIAL

| | | Entrada | Resueltas | % R./E. | Aprobadas | No Aprob. | Pendientes |
|--|------|---------|-----------|---------|-----------|-----------|------------|
| GESTIÓN | 2003 | 71.186 | 74.497 | 104,65% | 42.720 | 31.777 | 17.997 |
| | 2004 | 63.772 | 65.173 | 102,20% | 37.526 | 27.647 | 16.596 |
| | 2005 | 64.680 | 62.309 | 96,33% | 36.331 | 25.978 | 18.967 |
| | 2006 | 58.379 | 60.644 | 103,88% | 34.262 | 26.382 | 16.702 |
| | 2007 | 53.253 | 52.898 | 99,33% | 30.248 | 22.650 | 17.057 |
| | 2008 | 56.116 | 55.013 | 98,03% | 30.978 | 24.035 | 18.160 |
| | 2009 | 57.869 | 57.003 | 98,50% | 31.915 | 25.088 | 19.026 |
| MENSUALES* | 2003 | 5.932 | 6.208 | | 3.560 | 2.648 | 17.997 |
| | 2004 | 5.314 | 5.431 | | 3.127 | 2.304 | 16.596 |
| | 2005 | 5.390 | 5.192 | | 3.028 | 2.165 | 18.967 |
| | 2006 | 4.865 | 5.054 | | 2.855 | 2.199 | 16.702 |
| | 2007 | 4.438 | 4.408 | | 2.521 | 1.888 | 17.057 |
| | 2008 | 4.676 | 4.584 | | 2.582 | 2.003 | 18.160 |
| | 2009 | 4.822 | 4.750 | | 2.660 | 2.091 | 19.026 |
| 2010 | | | | | | | |
| I II III IV V VI VII VIII IX X XI XII | 2010 | 5.133 | 3.849 | 74,99% | 2.002 | 1.847 | 20.310 |
| | II | 5.188 | 5.267 | 101,52% | 3.113 | 2.154 | 20.231 |
| | III | 5.653 | 5.535 | 97,91% | 3.293 | 2.242 | 20.349 |
| | IV | 4.739 | 5.064 | 106,86% | 2.986 | 2.078 | 20.024 |
| | V | 5.297 | 4.658 | 87,94% | 2.613 | 2.045 | 20.663 |
| | VI | 5.250 | 5.052 | 96,23% | 2.988 | 2.064 | 20.861 |
| | VII | 4.543 | 4.327 | 95,25% | 2.485 | 1.842 | 21.077 |
| | VIII | 3.170 | 2.926 | 92,30% | 1.842 | 1.084 | 21.321 |
| | IX | 4.265 | 4.503 | 105,58% | 2.564 | 1.939 | 21.083 |
| | X | | | | | | |
| | XI | | | | | | |
| | XII | | | | | | |
| 2010 | | 43.238 | 41.181 | 95,24% | 23.886 | 17.295 | 21.083 |

* Pendientes reales

TOTAL: JUBILACIÓN MÁS INVALIDEZ



PENSIONES NO CONTRIBUTIVAS DE JUBILACIÓN E INVALIDEZ

DATOS CONJUNTOS DE GESTIÓN CORRESPONDIENTES AL MES DE SETIEMBRE DE 2010

| CC.AA. Y/O PROVINCIAS | PTES. MES ANTERIOR | SOLICITUDES PRESENTADAS | | | | | A RESOLV. MES | SOLICITUDES RESUELTAS | | | | | | | | | PTES. FIN MES |
|-----------------------------|--------------------------|----------------------------|-------|-----|------|-------|---------------------|-----------------------|-------|-----|------|-------|--------------|---------|-------|-------|---------------------|
| | | | | | | | | APROBADAS | | | | | NO APROBADAS | | TOTAL | | |
| | | NUEVAS | LISMI | PAS | INSS | TOTAL | | NUEVAS | LISMI | PAS | INSS | TOTAL | DNG | CAD-DES | | | |
| ANDALUCÍA | 4.151 | 777 | 4 | 21 | 0 | 802 | 4.953 | 415 | 4 | 11 | 1 | 431 | 367 | 36 | 834 | 4.119 | |
| ALMERÍA | 123 | 48 | 0 | 0 | 0 | 48 | 171 | 29 | 0 | 0 | 0 | 29 | 21 | 6 | 56 | 115 | |
| CÁDIZ | 649 | 234 | 4 | 12 | 0 | 250 | 899 | 45 | 0 | 1 | 1 | 47 | 32 | 10 | 89 | 810 | |
| CÓRDOBA | 391 | 51 | 0 | 0 | 0 | 51 | 442 | 43 | 0 | 2 | 0 | 45 | 57 | 3 | 105 | 337 | |
| GRANADA | 327 | 47 | 0 | 0 | 0 | 47 | 374 | 48 | 3 | 4 | 0 | 55 | 31 | 7 | 93 | 281 | |
| HUELVA | 148 | 32 | 0 | 0 | 0 | 32 | 180 | 24 | 0 | 0 | 0 | 24 | 16 | 0 | 40 | 140 | |
| JAÉN | 157 | 60 | 0 | 2 | 0 | 62 | 219 | 35 | 0 | 0 | 0 | 35 | 12 | 5 | 52 | 167 | |
| MÁLAGA | 719 | 156 | 0 | 2 | 0 | 158 | 877 | 85 | 1 | 4 | 0 | 90 | 75 | 5 | 170 | 707 | |
| SEVILLA | 1.637 | 149 | 0 | 5 | 0 | 154 | 1.791 | 106 | 0 | 0 | 0 | 106 | 123 | 0 | 229 | 1.562 | |
| ARAGÓN | 82 | 65 | 0 | 0 | 0 | 65 | 147 | 47 | 0 | 0 | 0 | 47 | 26 | 4 | 77 | 70 | |
| HUESCA | 32 | 6 | 0 | 0 | 0 | 6 | 38 | 13 | 0 | 0 | 0 | 13 | 2 | 2 | 17 | 21 | |
| TERUEL | 3 | 5 | 0 | 0 | 0 | 5 | 8 | 3 | 0 | 0 | 0 | 3 | 1 | 0 | 4 | 4 | |
| ZARAGOZA | 47 | 54 | 0 | 0 | 0 | 54 | 101 | 31 | 0 | 0 | 0 | 31 | 23 | 2 | 56 | 45 | |
| ASTURIAS | 392 | 56 | 0 | 0 | 0 | 56 | 448 | 96 | 1 | 0 | 1 | 98 | 22 | 5 | 125 | 323 | |
| ILLES BALEARS | 152 | 118 | 0 | 1 | 0 | 119 | 271 | 88 | 1 | 0 | 0 | 89 | 47 | 15 | 151 | 120 | |
| CANARIAS | 5.186 | 265 | 0 | 2 | 0 | 267 | 5.453 | 161 | 2 | 2 | 0 | 165 | 168 | 28 | 361 | 5.092 | |
| LAS PALMAS | 2.525 | 50 | 0 | 0 | 0 | 50 | 2.575 | 56 | 0 | 1 | 0 | 57 | 56 | 5 | 118 | 2.457 | |
| S.C. TENERIFE | 2.661 | 215 | 0 | 2 | 0 | 217 | 2.878 | 105 | 2 | 1 | 0 | 108 | 112 | 23 | 243 | 2.635 | |
| CANTABRIA | 48 | 52 | 1 | 0 | 0 | 53 | 101 | 40 | 0 | 0 | 0 | 40 | 13 | 0 | 53 | 48 | |
| CASTILLA Y LEÓN | 713 | 184 | 0 | 0 | 0 | 184 | 897 | 164 | 0 | 0 | 0 | 164 | 52 | 22 | 238 | 659 | |
| ÁVILA | 24 | 10 | 0 | 0 | 0 | 10 | 34 | 14 | 0 | 0 | 0 | 14 | 1 | 0 | 15 | 19 | |
| BURGOS | 116 | 47 | 0 | 0 | 0 | 47 | 163 | 24 | 0 | 0 | 0 | 24 | 17 | 9 | 50 | 113 | |
| LEÓN | 78 | 21 | 0 | 0 | 0 | 21 | 99 | 27 | 0 | 0 | 0 | 27 | 11 | 1 | 39 | 60 | |
| PALENCIA | 36 | 14 | 0 | 0 | 0 | 14 | 50 | 17 | 0 | 0 | 0 | 17 | 1 | 0 | 18 | 32 | |
| SALAMANCA | 85 | 28 | 0 | 0 | 0 | 28 | 113 | 22 | 0 | 0 | 0 | 22 | 8 | 3 | 33 | 80 | |
| SEGOVIA | 15 | 8 | 0 | 0 | 0 | 8 | 23 | 4 | 0 | 0 | 0 | 4 | 1 | 2 | 7 | 16 | |
| SORIA | 7 | 4 | 0 | 0 | 0 | 4 | 11 | 2 | 0 | 0 | 0 | 2 | 1 | 0 | 3 | 8 | |
| VALLADOLID | 291 | 41 | 0 | 0 | 0 | 41 | 332 | 29 | 0 | 0 | 0 | 29 | 9 | 3 | 41 | 291 | |
| ZAMORA | 61 | 11 | 0 | 0 | 0 | 11 | 72 | 25 | 0 | 0 | 0 | 25 | 3 | 4 | 32 | 40 | |
| CASTILLA-LA MANCHA | 790 | 184 | 1 | 0 | 0 | 185 | 975 | 128 | 3 | 1 | 1 | 133 | 80 | 32 | 245 | 730 | |
| ALBACETE | 159 | 43 | 0 | 0 | 0 | 43 | 202 | 27 | 0 | 1 | 0 | 28 | 25 | 5 | 58 | 144 | |
| CIUDAD REAL | 217 | 51 | 0 | 0 | 0 | 51 | 268 | 21 | 1 | 0 | 0 | 22 | 9 | 7 | 38 | 230 | |
| CUENCA | 52 | 22 | 1 | 0 | 0 | 23 | 75 | 17 | 1 | 0 | 0 | 18 | 16 | 10 | 44 | 31 | |
| GUADALAJARA | 31 | 14 | 0 | 0 | 0 | 14 | 45 | 13 | 1 | 0 | 1 | 15 | 8 | 2 | 25 | 20 | |
| TOLEDO | 331 | 54 | 0 | 0 | 0 | 54 | 385 | 50 | 0 | 0 | 0 | 50 | 22 | 8 | 80 | 305 | |

(Continúa al dorso)

| CC.AA. Y/O PROVINCIAS | PTES. MES ANTERIOR | SOLICITUDES PRESENTADAS | | | | | A RESOLV. MES | SOLICITUDES RESUELTAS | | | | | | | | | PTES. FIN MES |
|-----------------------------|--------------------------|----------------------------|-------|-----|------|-------|---------------------|-----------------------|-------|-----|------|-------|--------------|---------|-------|-------|---------------------|
| | | NUEVAS | LISMI | PAS | INSS | TOTAL | | APROBADAS | | | | | NO APROBADAS | | TOTAL | | |
| | | | | | | | | NUEVAS | LISMI | PAS | INSS | TOTAL | DNG | CAD-DES | | | |
| CATALUNYA | 3.835 | 781 | 3 | 0 | 23 | 807 | 4.642 | 276 | 1 | 0 | 8 | 285 | 125 | 63 | 473 | 4.169 | |
| BARCELONA | 2.857 | 543 | 3 | 0 | 14 | 560 | 3.417 | 203 | 0 | 0 | 6 | 209 | 94 | 41 | 344 | 3.073 | |
| GIRONA | 341 | 91 | 0 | 0 | 4 | 95 | 436 | 18 | 0 | 0 | 2 | 20 | 8 | 7 | 35 | 401 | |
| LLEIDA | 168 | 35 | 0 | 0 | 3 | 38 | 206 | 18 | 0 | 0 | 0 | 18 | 6 | 4 | 28 | 178 | |
| TARRAGONA | 469 | 112 | 0 | 0 | 2 | 114 | 583 | 37 | 1 | 0 | 0 | 38 | 17 | 11 | 66 | 517 | |
| COMUNIDAD VALENCIANA | 1.975 | 578 | 8 | 24 | 0 | 610 | 2.585 | 263 | 7 | 12 | 0 | 282 | 166 | 105 | 553 | 2.032 | |
| ALICANTE | 826 | 272 | 6 | 16 | 0 | 294 | 1.120 | 111 | 3 | 3 | 0 | 117 | 92 | 96 | 305 | 815 | |
| CASTELLÓN | 149 | 35 | 0 | 1 | 0 | 36 | 185 | 35 | 1 | 1 | 0 | 37 | 10 | 3 | 50 | 135 | |
| VALENCIA | 1.000 | 271 | 2 | 7 | 0 | 280 | 1.280 | 117 | 3 | 8 | 0 | 128 | 64 | 6 | 198 | 1.082 | |
| EXTREMADURA | 133 | 88 | 1 | 1 | 0 | 90 | 223 | 124 | 1 | 1 | 0 | 126 | 14 | 3 | 143 | 80 | |
| BADAJOS | 100 | 70 | 0 | 0 | 0 | 70 | 170 | 85 | 1 | 1 | 0 | 87 | 5 | 3 | 95 | 75 | |
| CÁCERES | 33 | 18 | 1 | 1 | 0 | 20 | 53 | 39 | 0 | 0 | 0 | 39 | 9 | 0 | 48 | 5 | |
| GALICIA | 1.032 | 311 | 1 | 0 | 1 | 313 | 1.345 | 156 | 1 | 0 | 1 | 158 | 122 | 26 | 306 | 1.039 | |
| A CORUÑA | 642 | 82 | 0 | 0 | 0 | 82 | 724 | 51 | 1 | 0 | 1 | 53 | 46 | 10 | 109 | 615 | |
| LUGO | 36 | 25 | 0 | 0 | 0 | 25 | 61 | 18 | 0 | 0 | 0 | 18 | 6 | 4 | 28 | 33 | |
| OURENSE | 171 | 33 | 0 | 0 | 0 | 33 | 204 | 16 | 0 | 0 | 0 | 16 | 6 | 4 | 26 | 178 | |
| PONTEVEDRA | 183 | 171 | 1 | 0 | 1 | 173 | 356 | 71 | 0 | 0 | 0 | 71 | 64 | 8 | 143 | 213 | |
| MADRID | 1.696 | 301 | 3 | 3 | 0 | 307 | 2.003 | 207 | 3 | 3 | 0 | 213 | 91 | 95 | 399 | 1.604 | |
| MURCIA | 816 | 139 | 2 | 3 | 1 | 145 | 961 | 127 | 2 | 4 | 0 | 133 | 101 | 24 | 258 | 703 | |
| NAVARRA | 35 | 31 | 1 | 1 | 2 | 35 | 70 | 13 | 0 | 0 | 0 | 13 | 12 | 0 | 25 | 45 | |
| PAÍS VASCO | 104 | 181 | 0 | 0 | 0 | 181 | 285 | 127 | 0 | 0 | 0 | 127 | 28 | 2 | 157 | 128 | |
| ÁLAVA | 1 | 12 | 0 | 0 | 0 | 12 | 13 | 7 | 0 | 0 | 0 | 7 | 0 | 0 | 7 | 6 | |
| GUIPÚZCOA | 3 | 83 | 0 | 0 | 0 | 83 | 86 | 76 | 0 | 0 | 0 | 76 | 7 | 0 | 83 | 3 | |
| VIZCAYA | 100 | 86 | 0 | 0 | 0 | 86 | 186 | 44 | 0 | 0 | 0 | 44 | 21 | 2 | 67 | 119 | |
| LA RIOJA | 24 | 14 | 0 | 0 | 0 | 14 | 38 | 14 | 0 | 0 | 0 | 14 | 6 | 0 | 20 | 18 | |
| CEUTA | 57 | 15 | 0 | 0 | 0 | 15 | 72 | 9 | 0 | 0 | 0 | 9 | 13 | 3 | 25 | 47 | |
| MELILLA | 100 | 17 | 0 | 0 | 0 | 17 | 117 | 37 | 0 | 0 | 0 | 37 | 21 | 2 | 60 | 57 | |

| | | | | | | | | | | | | | | | | |
|--------------|--------|-------|----|----|----|-------|--------|-------|----|----|----|-------|-------|-----|-------|--------|
| TOTAL ESTADO | 21.321 | 4.157 | 25 | 56 | 27 | 4.265 | 25.586 | 2.492 | 26 | 34 | 12 | 2.564 | 1.474 | 465 | 4.503 | 21.083 |
|--------------|--------|-------|----|----|----|-------|--------|-------|----|----|----|-------|-------|-----|-------|--------|

PENSIONES NO CONTRIBUTIVAS DE JUBILACIÓN E INVALIDEZ

CAUSAS DE DENEGACIÓN CONJUNTAS CORRESPONDIENTES AL MES DE SETIEMBRE DE 2010

| CC.AA. Y/O PROVINCIAS | EDAD | RESIDENCIA LEGAL | RECURSOS ECONÓMICOS | | GRADO MINUSVALÍA ENF. CRÓNICA | PRESTACIÓN INCOMPATIBLE | SOLICITAR SIN PASAR DOS AÑOS | SIN DESGLASAR | TOTAL CAUSAS DE DENEGACIÓN |
|-----------------------------|------|---------------------|------------------------|--------|-------------------------------------|----------------------------|------------------------------------|------------------|----------------------------------|
| | | | PERSONALES | U.E.C. | | | | | |
| | | | ANDALUCÍA | 15 | | | | | |
| ALMERÍA | 2 | 5 | 2 | 9 | 3 | 0 | 0 | 0 | 21 |
| CÁDIZ | 0 | 0 | 23 | 9 | 0 | 0 | 0 | 0 | 32 |
| CÓRDOBA | 4 | 1 | 11 | 14 | 24 | 3 | 0 | 0 | 57 |
| GRANADA | 2 | 7 | 4 | 7 | 11 | 0 | 0 | 0 | 31 |
| HUELVA | 0 | 0 | 3 | 2 | 11 | 0 | 0 | 0 | 16 |
| JAÉN | 3 | 0 | 2 | 4 | 3 | 0 | 0 | 0 | 12 |
| MÁLAGA | 1 | 8 | 6 | 22 | 37 | 1 | 0 | 0 | 75 |
| SEVILLA | 3 | 5 | 11 | 26 | 75 | 3 | 0 | 0 | 123 |
| ARAGÓN | 2 | 5 | 7 | 7 | 4 | 1 | 0 | 0 | 26 |
| HUESCA | 0 | 0 | 1 | 1 | 0 | 0 | 0 | 0 | 2 |
| TERUEL | 0 | 0 | 0 | 1 | 0 | 0 | 0 | 0 | 1 |
| ZARAGOZA | 2 | 5 | 6 | 5 | 4 | 1 | 0 | 0 | 23 |
| ASTURIAS | 2 | 3 | 5 | 6 | 6 | 0 | 0 | 0 | 22 |
| ILLES BALEARS | 3 | 7 | 8 | 8 | 18 | 3 | 0 | 0 | 47 |
| CANARIAS | 6 | 9 | 24 | 41 | 87 | 1 | 0 | 0 | 168 |
| LAS PALMAS | 3 | 2 | 15 | 20 | 15 | 1 | 0 | 0 | 56 |
| S.C. TENERIFE | 3 | 7 | 9 | 21 | 72 | 0 | 0 | 0 | 112 |
| CANTABRIA | 0 | 0 | 4 | 8 | 1 | 0 | 0 | 0 | 13 |
| CASTILLA Y LEÓN | 3 | 5 | 9 | 17 | 17 | 1 | 0 | 0 | 52 |
| ÁVILA | 1 | 0 | 0 | 0 | 0 | 0 | 0 | 0 | 1 |
| BURGOS | 0 | 2 | 2 | 1 | 12 | 0 | 0 | 0 | 17 |
| LEÓN | 0 | 2 | 1 | 6 | 2 | 0 | 0 | 0 | 11 |
| PALENCIA | 0 | 0 | 0 | 0 | 0 | 1 | 0 | 0 | 1 |
| SALAMANCA | 1 | 1 | 3 | 2 | 1 | 0 | 0 | 0 | 8 |
| SEGOVIA | 0 | 0 | 0 | 0 | 1 | 0 | 0 | 0 | 1 |
| SORIA | 0 | 0 | 0 | 1 | 0 | 0 | 0 | 0 | 1 |
| VALLADOLID | 1 | 0 | 2 | 5 | 1 | 0 | 0 | 0 | 9 |
| ZAMORA | 0 | 0 | 1 | 2 | 0 | 0 | 0 | 0 | 3 |
| CASTILLA-LA MANCHA | 4 | 4 | 18 | 35 | 18 | 1 | 0 | 0 | 80 |
| ALBACETE | 3 | 1 | 9 | 9 | 3 | 0 | 0 | 0 | 25 |
| CIUDAD REAL | 0 | 0 | 2 | 5 | 2 | 0 | 0 | 0 | 9 |
| CUENCA | 0 | 1 | 5 | 7 | 2 | 1 | 0 | 0 | 16 |
| GUADALAJARA | 0 | 1 | 1 | 5 | 1 | 0 | 0 | 0 | 8 |
| TOLEDO | 1 | 1 | 1 | 9 | 10 | 0 | 0 | 0 | 22 |

(Continúa al dorso)

| CC.AA. Y/O PROVINCIAS | EDAD | RESIDENCIA LEGAL | RECURSOS ECONÓMICOS | | GRADO MINUSVALÍA ENF. CRÓNICA | PRESTACIÓN INCOMPATIBLE | SOLICITAR SIN PASAR DOS AÑOS | SIN DESGLOSAR | TOTAL CAUSAS DE DENEGACIÓN |
|-----------------------------|-----------|---------------------|------------------------|------------|-------------------------------------|----------------------------|------------------------------------|------------------|----------------------------------|
| | | | PERSONALES | U.E.C. | | | | | |
| | | | CATALUNYA | 0 | | | | | |
| BARCELONA | 0 | 6 | 21 | 40 | 18 | 9 | 0 | 0 | 94 |
| GIRONA | 0 | 0 | 4 | 3 | 1 | 0 | 0 | 0 | 8 |
| LLEIDA | 0 | 0 | 2 | 3 | 0 | 1 | 0 | 0 | 6 |
| TARRAGONA | 0 | 1 | 2 | 7 | 2 | 5 | 0 | 0 | 17 |
| COMUNIDAD VALENCIANA | 1 | 9 | 43 | 77 | 30 | 6 | 0 | 0 | 166 |
| ALICANTE | 0 | 6 | 23 | 39 | 21 | 3 | 0 | 0 | 92 |
| CASTELLÓN | 0 | 1 | 1 | 6 | 2 | 0 | 0 | 0 | 10 |
| VALENCIA | 1 | 2 | 19 | 32 | 7 | 3 | 0 | 0 | 64 |
| EXTREMADURA | 0 | 0 | 2 | 6 | 6 | 0 | 0 | 0 | 14 |
| BADAJOS | 0 | 0 | 1 | 2 | 2 | 0 | 0 | 0 | 5 |
| CÁCERES | 0 | 0 | 1 | 4 | 4 | 0 | 0 | 0 | 9 |
| GALICIA | 1 | 9 | 23 | 53 | 35 | 1 | 0 | 0 | 122 |
| A CORUÑA | 0 | 2 | 8 | 25 | 11 | 0 | 0 | 0 | 46 |
| LUGO | 0 | 1 | 0 | 4 | 1 | 0 | 0 | 0 | 6 |
| OURENSE | 0 | 4 | 1 | 1 | 0 | 0 | 0 | 0 | 6 |
| PONTEVEDRA | 1 | 2 | 14 | 23 | 23 | 1 | 0 | 0 | 64 |
| MADRID | 5 | 14 | 19 | 42 | 11 | 0 | 0 | 0 | 91 |
| MURCIA | 2 | 11 | 14 | 15 | 55 | 4 | 0 | 0 | 101 |
| NAVARRA | 0 | 2 | 2 | 8 | 0 | 0 | 0 | 0 | 12 |
| PAÍS VASCO | 3 | 0 | 7 | 14 | 1 | 3 | 0 | 0 | 28 |
| ÁLAVA | 0 | 0 | 0 | 0 | 0 | 0 | 0 | 0 | 0 |
| GUIPÚZCOA | 1 | 0 | 3 | 3 | 0 | 0 | 0 | 0 | 7 |
| VIZCAYA | 2 | 0 | 4 | 11 | 1 | 3 | 0 | 0 | 21 |
| LA RIOJA | 0 | 3 | 0 | 1 | 2 | 0 | 0 | 0 | 6 |
| CEUTA | 0 | 4 | 3 | 2 | 3 | 1 | 0 | 0 | 13 |
| MELILLA | 1 | 7 | 6 | 4 | 3 | 0 | 0 | 0 | 21 |
| TOTAL ESTADO | 48 | 125 | 285 | 490 | 482 | 44 | 0 | 0 | 1.474 |

PENSIONES NO CONTRIBUTIVAS DE JUBILACIÓN E INVALIDEZ

DATOS ACUMULADOS DE GESTIÓN CORRESPONDIENTES AL AÑO 2010 HASTA SEPTIEMBRE

| CC.AA. Y/O PROVINCIAS | PTES. AÑO ANTERIOR | SOLICITUDES PRESENTADAS | | | | | A RESOLV. AÑO | SOLICITUDES RESUELTAS | | | | | | | | | PTES. FINAL |
|-----------------------------|--------------------------|----------------------------|-------|-----|------|-------|---------------------|-----------------------|-------|-----|------|-------|--------------|---------|-------|-------|----------------|
| | | NUEVAS | LISMI | PAS | INSS | TOTAL | | APROBADAS | | | | | NO APROBADAS | | TOTAL | | |
| | | | | | | | | NUEVAS | LISMI | PAS | INSS | TOTAL | DNG | CAD-DES | | | |
| ANDALUCÍA | 3.750 | 8.442 | 58 | 171 | 1 | 8.672 | 12.422 | 4.854 | 39 | 143 | 3 | 5.039 | 2.835 | 429 | 8.303 | 4.119 | |
| ALMERÍA | 73 | 564 | 5 | 13 | 0 | 582 | 655 | 319 | 4 | 13 | 0 | 336 | 163 | 41 | 540 | 115 | |
| CÁDIZ | 484 | 1.477 | 16 | 60 | 1 | 1.554 | 2.038 | 891 | 10 | 48 | 3 | 952 | 235 | 41 | 1.228 | 810 | |
| CÓRDOBA | 191 | 829 | 0 | 0 | 0 | 829 | 1.020 | 487 | 2 | 11 | 0 | 500 | 172 | 11 | 683 | 337 | |
| GRANADA | 282 | 711 | 4 | 15 | 0 | 730 | 1.012 | 404 | 6 | 13 | 0 | 423 | 207 | 101 | 731 | 281 | |
| HUELVA | 99 | 475 | 1 | 10 | 0 | 486 | 585 | 293 | 0 | 5 | 0 | 298 | 137 | 10 | 445 | 140 | |
| JAÉN | 79 | 476 | 2 | 10 | 0 | 488 | 567 | 257 | 2 | 6 | 0 | 265 | 113 | 22 | 400 | 167 | |
| MÁLAGA | 862 | 1.935 | 18 | 23 | 0 | 1.976 | 2.838 | 1.146 | 8 | 16 | 0 | 1.170 | 758 | 203 | 2.131 | 707 | |
| SEVILLA | 1.680 | 1.975 | 12 | 40 | 0 | 2.027 | 3.707 | 1.057 | 7 | 31 | 0 | 1.095 | 1.050 | 0 | 2.145 | 1.562 | |
| ARAGÓN | 82 | 809 | 9 | 6 | 0 | 824 | 906 | 536 | 6 | 3 | 0 | 545 | 243 | 48 | 836 | 70 | |
| HUESCA | 32 | 145 | 4 | 5 | 0 | 154 | 186 | 107 | 2 | 3 | 0 | 112 | 39 | 14 | 165 | 21 | |
| TERUEL | 6 | 53 | 0 | 0 | 0 | 53 | 59 | 42 | 0 | 0 | 0 | 42 | 12 | 1 | 55 | 4 | |
| ZARAGOZA | 44 | 611 | 5 | 1 | 0 | 617 | 661 | 387 | 4 | 0 | 0 | 391 | 192 | 33 | 616 | 45 | |
| ASTURIAS | 647 | 753 | 8 | 6 | 6 | 773 | 1.420 | 638 | 13 | 2 | 7 | 660 | 342 | 95 | 1.097 | 323 | |
| ILLES BALEARS | 133 | 999 | 1 | 2 | 0 | 1.002 | 1.135 | 595 | 2 | 2 | 0 | 599 | 283 | 133 | 1.015 | 120 | |
| CANARIAS | 4.796 | 3.520 | 5 | 60 | 0 | 3.585 | 8.381 | 1.793 | 4 | 49 | 0 | 1.846 | 1.267 | 176 | 3.289 | 5.092 | |
| LAS PALMAS | 2.052 | 1.527 | 2 | 40 | 0 | 1.569 | 3.621 | 704 | 0 | 30 | 0 | 734 | 369 | 61 | 1.164 | 2.457 | |
| S.C. TENERIFE | 2.744 | 1.993 | 3 | 20 | 0 | 2.016 | 4.760 | 1.089 | 4 | 19 | 0 | 1.112 | 898 | 115 | 2.125 | 2.635 | |
| CANTABRIA | 50 | 485 | 1 | 1 | 0 | 487 | 537 | 380 | 4 | 0 | 0 | 384 | 105 | 0 | 489 | 48 | |
| CASTILLA Y LEÓN | 639 | 1.892 | 21 | 3 | 2 | 1.918 | 2.557 | 1.296 | 22 | 6 | 3 | 1.327 | 445 | 126 | 1.898 | 659 | |
| ÁVILA | 21 | 146 | 2 | 1 | 0 | 149 | 170 | 107 | 4 | 2 | 0 | 113 | 30 | 8 | 151 | 19 | |
| BURGOS | 98 | 283 | 0 | 0 | 0 | 283 | 381 | 180 | 0 | 0 | 0 | 180 | 67 | 21 | 268 | 113 | |
| LEÓN | 74 | 322 | 3 | 2 | 0 | 327 | 401 | 202 | 1 | 3 | 0 | 206 | 112 | 23 | 341 | 60 | |
| PALENCIA | 22 | 157 | 2 | 0 | 2 | 161 | 183 | 122 | 3 | 0 | 3 | 128 | 19 | 4 | 151 | 32 | |
| SALAMANCA | 68 | 289 | 8 | 0 | 0 | 297 | 365 | 206 | 11 | 1 | 0 | 218 | 59 | 8 | 285 | 80 | |
| SEGOVIA | 23 | 72 | 0 | 0 | 0 | 72 | 95 | 46 | 0 | 0 | 0 | 46 | 18 | 15 | 79 | 16 | |
| SORIA | 11 | 42 | 1 | 0 | 0 | 43 | 54 | 33 | 1 | 0 | 0 | 34 | 7 | 5 | 46 | 8 | |
| VALLADOLID | 276 | 424 | 0 | 0 | 0 | 424 | 700 | 287 | 0 | 0 | 0 | 287 | 91 | 31 | 409 | 291 | |
| ZAMORA | 46 | 157 | 5 | 0 | 0 | 162 | 208 | 113 | 2 | 0 | 0 | 115 | 42 | 11 | 168 | 40 | |
| CASTILLA-LA MANCHA | 944 | 2.008 | 9 | 10 | 3 | 2.030 | 2.974 | 1.261 | 7 | 17 | 6 | 1.291 | 724 | 229 | 2.244 | 730 | |
| ALBACETE | 133 | 434 | 1 | 5 | 0 | 440 | 573 | 238 | 2 | 4 | 3 | 247 | 160 | 22 | 429 | 144 | |
| CIUDAD REAL | 265 | 548 | 0 | 0 | 0 | 548 | 813 | 354 | 2 | 9 | 0 | 365 | 151 | 67 | 583 | 230 | |
| CUENCA | 45 | 310 | 4 | 3 | 0 | 317 | 362 | 169 | 1 | 2 | 0 | 172 | 134 | 25 | 331 | 31 | |
| GUADALAJARA | 28 | 156 | 4 | 2 | 3 | 165 | 193 | 97 | 2 | 2 | 3 | 104 | 55 | 14 | 173 | 20 | |
| TOLEDO | 473 | 560 | 0 | 0 | 0 | 560 | 1.033 | 403 | 0 | 0 | 0 | 403 | 224 | 101 | 728 | 305 | |

(Continúa al dorso)

| CC.AA. Y/O PROVINCIAS | PTES. AÑO ANTERIOR | SOLICITUDES PRESENTADAS | | | | | A RESOLV. AÑO | SOLICITUDES RESUELTAS | | | | | | | | | PTES. FINAL |
|-----------------------------|--------------------------|----------------------------|-------|-----|------|-------|---------------------|-----------------------|-------|-----|------|-------|--------------|---------|-------|-------|----------------|
| | | NUEVAS | LISMI | PAS | INSS | TOTAL | | APROBADAS | | | | | NO APROBADAS | | TOTAL | | |
| | | | | | | | | NUEVAS | LISMI | PAS | INSS | TOTAL | DNG | CAD-DES | | | |
| CATALUNYA | 3.674 | 6.164 | 17 | 0 | 193 | 6.374 | 10.048 | 2.390 | 21 | 4 | 124 | 2.539 | 2.175 | 1.165 | 5.879 | 4.169 | |
| BARCELONA | 2.654 | 4.555 | 12 | 0 | 148 | 4.715 | 7.369 | 1.736 | 7 | 4 | 85 | 1.832 | 1.663 | 801 | 4.296 | 3.073 | |
| GIRONA | 331 | 560 | 0 | 0 | 21 | 581 | 912 | 222 | 1 | 0 | 18 | 241 | 155 | 115 | 511 | 401 | |
| LLEIDA | 189 | 268 | 1 | 0 | 7 | 276 | 465 | 133 | 3 | 0 | 5 | 141 | 89 | 57 | 287 | 178 | |
| TARRAGONA | 500 | 781 | 4 | 0 | 17 | 802 | 1.302 | 299 | 10 | 0 | 16 | 325 | 268 | 192 | 785 | 517 | |
| COMUNIDAD VALENCIANA | 1.655 | 4.993 | 37 | 100 | 0 | 5.130 | 6.785 | 2.657 | 33 | 75 | 0 | 2.765 | 1.534 | 454 | 4.753 | 2.032 | |
| ALICANTE | 632 | 1.939 | 32 | 61 | 0 | 2.032 | 2.664 | 971 | 22 | 29 | 0 | 1.022 | 568 | 259 | 1.849 | 815 | |
| CASTELLÓN | 107 | 446 | 0 | 5 | 0 | 451 | 558 | 264 | 2 | 7 | 0 | 273 | 118 | 32 | 423 | 135 | |
| VALENCIA | 916 | 2.608 | 5 | 34 | 0 | 2.647 | 3.563 | 1.422 | 9 | 39 | 0 | 1.470 | 848 | 163 | 2.481 | 1.082 | |
| EXTREMADURA | 69 | 970 | 21 | 20 | 0 | 1.011 | 1.080 | 701 | 21 | 17 | 0 | 739 | 218 | 43 | 1.000 | 80 | |
| BADAJOS | 33 | 685 | 14 | 18 | 0 | 717 | 750 | 467 | 14 | 16 | 0 | 497 | 145 | 33 | 675 | 75 | |
| CÁCERES | 36 | 285 | 7 | 2 | 0 | 294 | 330 | 234 | 7 | 1 | 0 | 242 | 73 | 10 | 325 | 5 | |
| GALICIA | 1.371 | 2.980 | 9 | 0 | 2 | 2.991 | 4.362 | 2.017 | 15 | 14 | 19 | 2.065 | 1.088 | 170 | 3.323 | 1.039 | |
| A CORUÑA | 633 | 1.215 | 0 | 0 | 0 | 1.215 | 1.848 | 788 | 7 | 11 | 6 | 812 | 368 | 53 | 1.233 | 615 | |
| LUGO | 52 | 302 | 5 | 0 | 0 | 307 | 359 | 212 | 3 | 0 | 0 | 215 | 82 | 29 | 326 | 33 | |
| OURENSE | 158 | 491 | 1 | 0 | 1 | 493 | 651 | 281 | 1 | 0 | 0 | 282 | 168 | 23 | 473 | 178 | |
| PONTEVEDRA | 528 | 972 | 3 | 0 | 1 | 976 | 1.504 | 736 | 4 | 3 | 13 | 756 | 470 | 65 | 1.291 | 213 | |
| MADRID | 195 | 4.749 | 15 | 30 | 0 | 4.794 | 4.989 | 1.829 | 10 | 35 | 0 | 1.874 | 995 | 516 | 3.385 | 1.604 | |
| MURCIA | 740 | 1.395 | 15 | 23 | 38 | 1.471 | 2.211 | 726 | 16 | 14 | 5 | 761 | 592 | 155 | 1.508 | 703 | |
| NAVARRA | 26 | 262 | 4 | 6 | 15 | 287 | 313 | 153 | 2 | 5 | 6 | 166 | 96 | 6 | 268 | 45 | |
| PAÍS VASCO | 106 | 1.274 | 0 | 7 | 0 | 1.281 | 1.387 | 963 | 0 | 2 | 0 | 965 | 265 | 29 | 1.259 | 128 | |
| ÁLAVA | 10 | 109 | 0 | 0 | 0 | 109 | 119 | 106 | 0 | 0 | 0 | 106 | 7 | 0 | 113 | 6 | |
| GUIPÚZCOA | 11 | 462 | 0 | 0 | 0 | 462 | 473 | 383 | 0 | 0 | 0 | 383 | 87 | 0 | 470 | 3 | |
| VIZCAYA | 85 | 703 | 0 | 7 | 0 | 710 | 795 | 474 | 0 | 2 | 0 | 476 | 171 | 29 | 676 | 119 | |
| LA RIOJA | 22 | 182 | 2 | 0 | 0 | 184 | 206 | 121 | 2 | 0 | 0 | 123 | 61 | 4 | 188 | 18 | |
| CEUTA | 65 | 181 | 0 | 0 | 0 | 181 | 246 | 83 | 0 | 0 | 0 | 83 | 99 | 17 | 199 | 47 | |
| MELILLA | 62 | 240 | 2 | 1 | 0 | 243 | 305 | 113 | 1 | 1 | 0 | 115 | 119 | 14 | 248 | 57 | |

| | | | | | | | | | | | | | | | | |
|---------------------|--------|--------|-----|-----|-----|--------|--------|--------|-----|-----|-----|--------|--------|-------|--------|--------|
| TOTAL ESTADO | 19.026 | 42.298 | 234 | 446 | 260 | 43.238 | 62.264 | 23.106 | 218 | 389 | 173 | 23.886 | 13.486 | 3.809 | 41.181 | 21.083 |
|---------------------|--------|--------|-----|-----|-----|--------|--------|--------|-----|-----|-----|--------|--------|-------|--------|--------|

PENSIONES NO CONTRIBUTIVAS DE JUBILACIÓN E INVALIDEZ

CAUSAS DE DENEGACIÓN ACUMULADAS CORRESPONDIENTES AL AÑO 2010 HASTA SEPTIEMBRE

| CC.AA. Y/O PROVINCIAS | EDAD | RESIDENCIA LEGAL | RECURSOS | | GRADO MINUSVALÍA ENF. CRÓNICA | PRESTACIÓN INCOMPATIBLE | SOLICITAR SIN PASAR DOS AÑOS | SIN DESGLOSAR | TOTAL CAUSAS DE DENEGACIÓN |
|-----------------------------|------|---------------------|------------|--------|-------------------------------------|----------------------------|------------------------------------|------------------|----------------------------------|
| | | | ECONÓMICOS | | | | | | |
| | | | PERSONALES | U.E.C. | | | | | |
| ANDALUCÍA | 81 | 154 | 404 | 797 | 1.332 | 63 | 0 | 4 | 2.835 |
| ALMERÍA | 13 | 23 | 33 | 56 | 31 | 7 | 0 | 0 | 163 |
| CÁDIZ | 0 | 0 | 149 | 79 | 0 | 7 | 0 | 0 | 235 |
| CÓRDOBA | 7 | 7 | 28 | 62 | 61 | 7 | 0 | 0 | 172 |
| GRANADA | 4 | 17 | 32 | 56 | 88 | 6 | 0 | 4 | 207 |
| HUELVA | 8 | 4 | 18 | 33 | 71 | 3 | 0 | 0 | 137 |
| JAÉN | 12 | 7 | 14 | 37 | 43 | 0 | 0 | 0 | 113 |
| MÁLAGA | 4 | 81 | 23 | 224 | 398 | 28 | 0 | 0 | 758 |
| SEVILLA | 33 | 15 | 107 | 250 | 640 | 5 | 0 | 0 | 1.050 |
| ARAGÓN | 14 | 32 | 56 | 99 | 29 | 13 | 0 | 0 | 243 |
| HUESCA | 4 | 0 | 5 | 18 | 11 | 1 | 0 | 0 | 39 |
| TERUEL | 1 | 3 | 1 | 5 | 1 | 1 | 0 | 0 | 12 |
| ZARAGOZA | 9 | 29 | 50 | 76 | 17 | 11 | 0 | 0 | 192 |
| ASTURIAS | 4 | 17 | 77 | 136 | 96 | 12 | 0 | 0 | 342 |
| ILLES BALEARS | 13 | 58 | 38 | 47 | 97 | 8 | 1 | 21 | 283 |
| CANARIAS | 54 | 69 | 221 | 229 | 679 | 14 | 0 | 1 | 1.267 |
| LAS PALMAS | 30 | 24 | 72 | 60 | 178 | 5 | 0 | 0 | 369 |
| S.C. TENERIFE | 24 | 45 | 149 | 169 | 501 | 9 | 0 | 1 | 898 |
| CANTABRIA | 3 | 1 | 25 | 51 | 25 | 0 | 0 | 0 | 105 |
| CASTILLA Y LEÓN | 31 | 39 | 94 | 178 | 91 | 10 | 0 | 2 | 445 |
| ÁVILA | 5 | 2 | 5 | 15 | 3 | 0 | 0 | 0 | 30 |
| BURGOS | 4 | 9 | 14 | 15 | 24 | 1 | 0 | 0 | 67 |
| LEÓN | 7 | 12 | 19 | 48 | 24 | 2 | 0 | 0 | 112 |
| PALENCIA | 1 | 2 | 2 | 6 | 7 | 1 | 0 | 0 | 19 |
| SALAMANCA | 7 | 10 | 10 | 21 | 11 | 0 | 0 | 0 | 59 |
| SEGOVIA | 1 | 1 | 4 | 7 | 2 | 2 | 0 | 1 | 18 |
| SORIA | 2 | 1 | 2 | 2 | 0 | 0 | 0 | 0 | 7 |
| VALLADOLID | 4 | 0 | 35 | 45 | 4 | 2 | 0 | 1 | 91 |
| ZAMORA | 0 | 2 | 3 | 19 | 16 | 2 | 0 | 0 | 42 |
| CASTILLA-LA MANCHA | 25 | 41 | 124 | 372 | 144 | 18 | 0 | 0 | 724 |
| ALBACETE | 10 | 11 | 29 | 62 | 45 | 3 | 0 | 0 | 160 |
| CIUDAD REAL | 5 | 6 | 27 | 96 | 16 | 1 | 0 | 0 | 151 |
| CUENCA | 2 | 4 | 34 | 79 | 13 | 2 | 0 | 0 | 134 |
| GUADALAJARA | 0 | 9 | 7 | 25 | 14 | 0 | 0 | 0 | 55 |
| TOLEDO | 8 | 11 | 27 | 110 | 56 | 12 | 0 | 0 | 224 |

(Continúa al dorso)

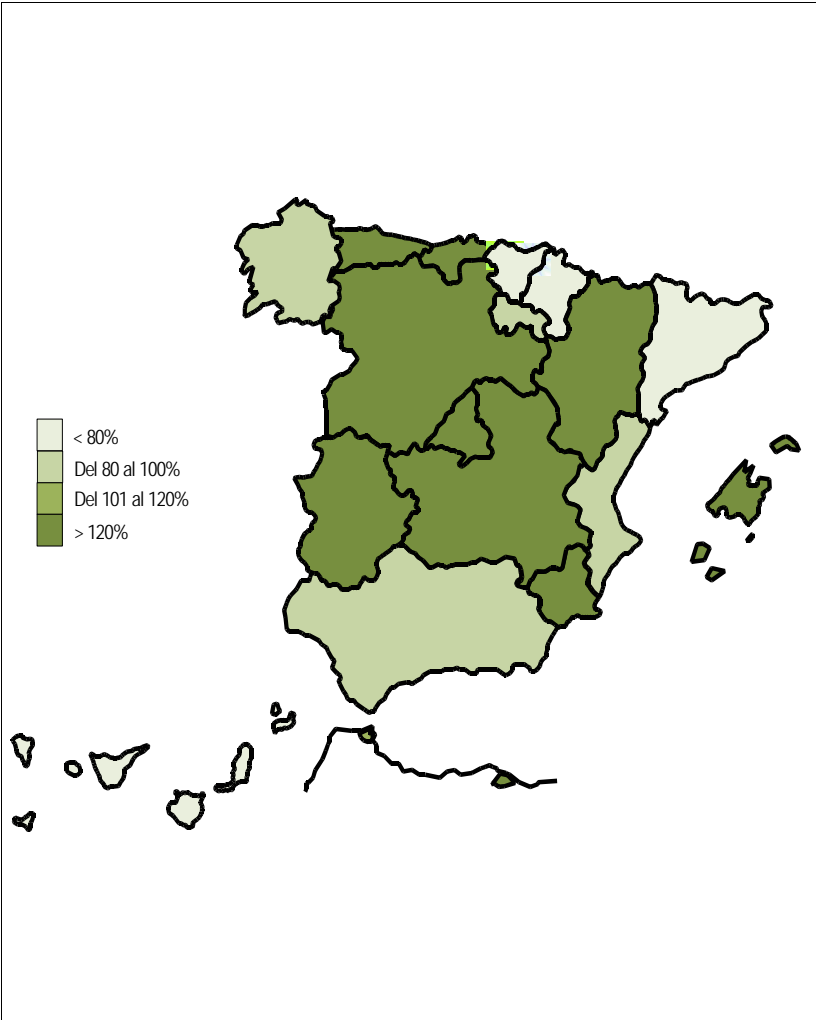
| CC.AA. Y/O PROVINCIAS | EDAD | RESIDENCIA LEGAL | RECURSOS ECONÓMICOS | | GRADO MINUSVALÍA ENF. CRÓNICA | PRESTACIÓN INCOMPATIBLE | SOLICITAR SIN PASAR DOS AÑOS | SIN DESGLSAR | TOTAL CAUSAS DE DENE GACIÓN |
|-----------------------------|------------|---------------------|------------------------|--------------|-------------------------------------|----------------------------|------------------------------------|-----------------|-----------------------------------|
| | | | PERSONALES | U.E.C. | | | | | |
| | | | CATALUNYA | 24 | | | | | |
| BARCELONA | 8 | 97 | 310 | 630 | 346 | 272 | 0 | 0 | 1.663 |
| GIRONA | 13 | 9 | 27 | 57 | 18 | 31 | 0 | 0 | 155 |
| LLEIDA | 0 | 6 | 18 | 40 | 11 | 14 | 0 | 0 | 89 |
| TARRAGONA | 3 | 20 | 55 | 116 | 29 | 45 | 0 | 0 | 268 |
| COMUNIDAD VALENCIANA | 28 | 69 | 307 | 717 | 372 | 41 | 0 | 0 | 1.534 |
| ALICANTE | 8 | 27 | 141 | 228 | 155 | 9 | 0 | 0 | 568 |
| CASTELLÓN | 6 | 7 | 19 | 49 | 32 | 5 | 0 | 0 | 118 |
| VALENCIA | 14 | 35 | 147 | 440 | 185 | 27 | 0 | 0 | 848 |
| EXTREMADURA | 12 | 5 | 36 | 115 | 48 | 2 | 0 | 0 | 218 |
| BADAJOS | 9 | 3 | 21 | 72 | 38 | 2 | 0 | 0 | 145 |
| CÁCERES | 3 | 2 | 15 | 43 | 10 | 0 | 0 | 0 | 73 |
| GALICIA | 44 | 76 | 223 | 389 | 344 | 11 | 0 | 1 | 1.088 |
| A CORUÑA | 10 | 22 | 77 | 128 | 121 | 9 | 0 | 1 | 368 |
| LUGO | 10 | 5 | 6 | 34 | 27 | 0 | 0 | 0 | 82 |
| OURENSE | 10 | 18 | 14 | 40 | 85 | 1 | 0 | 0 | 168 |
| PONTEVEDRA | 14 | 31 | 126 | 187 | 111 | 1 | 0 | 0 | 470 |
| MADRID | 61 | 188 | 226 | 396 | 124 | 0 | 0 | 0 | 995 |
| MURCIA | 13 | 77 | 130 | 163 | 204 | 5 | 0 | 0 | 592 |
| NAVARRA | 0 | 20 | 9 | 56 | 9 | 2 | 0 | 0 | 96 |
| PAÍS VASCO | 21 | 23 | 64 | 107 | 33 | 18 | 0 | 0 | 266 |
| ÁLAVA | 0 | 0 | 0 | 7 | 0 | 1 | 0 | 0 | 8 |
| GUIPÚZCOA | 12 | 13 | 30 | 27 | 0 | 5 | 0 | 0 | 87 |
| VIZCAYA | 9 | 10 | 34 | 73 | 33 | 12 | 0 | 0 | 171 |
| LA RIOJA | 8 | 19 | 11 | 14 | 6 | 3 | 0 | 0 | 61 |
| CEUTA | 0 | 17 | 10 | 17 | 51 | 4 | 0 | 0 | 99 |
| MELILLA | 2 | 18 | 16 | 12 | 69 | 2 | 0 | 0 | 119 |
| TOTAL ESTADO | 438 | 1.055 | 2.481 | 4.738 | 4.157 | 588 | 1 | 29 | 13.487 |

1e PNC DE JUBILACIÓN E INVALIDEZ: COEFICIENTES DE LA GESTIÓN MENSUAL

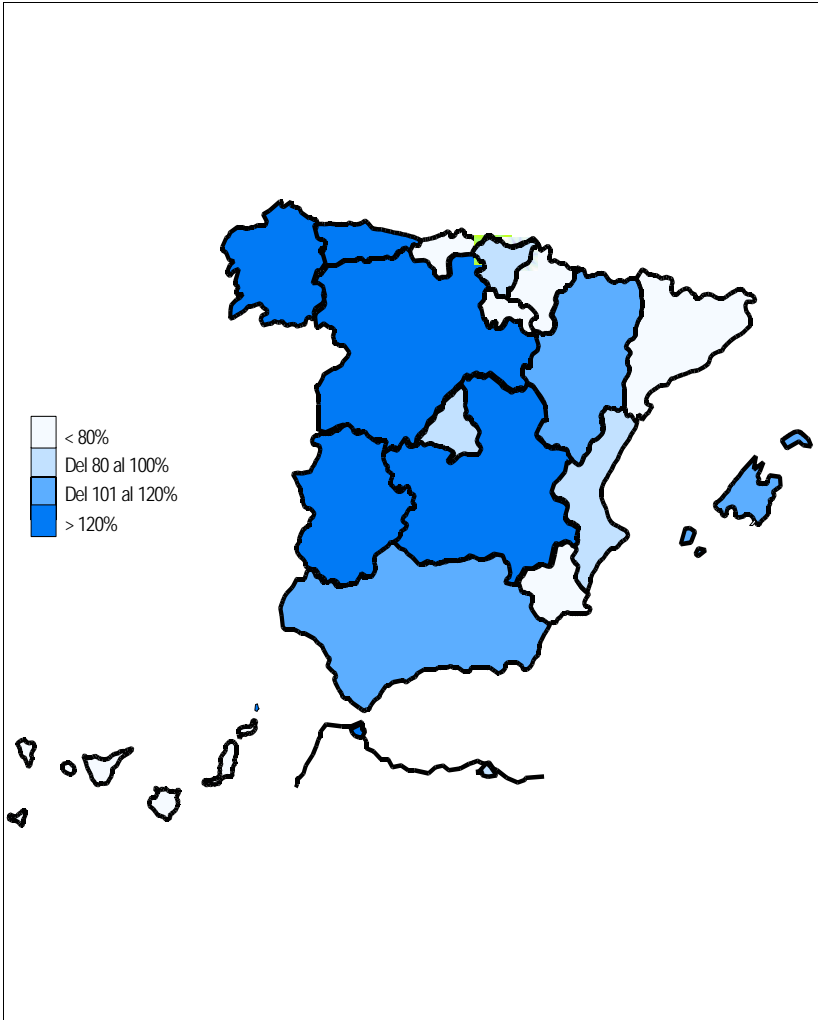
PENSIONES NO CONTRIBUTIVAS DE LA SEGURIDAD SOCIAL DE JUBILACIÓN E INVALIDEZ

DISTRIBUCIÓN TERRITORIAL DEL COEFICIENTE DE COBERTURA. SITUACIÓN EN SETIEMBRE DE 2010

| | | |
|-------------------|----------------------|------------------|
| PNC DE JUBILACIÓN | ÁMBITO GEOGRÁFICO | PNC DE INVALIDEZ |
|-------------------|----------------------|------------------|



| | | |
|----------------|---------------------|----------------|
| 96,78% | ANDALUCÍA | 112,53% |
| 125,00% | ARAGÓN | 108,00% |
| 210,71% | ASTURIAS | 235,71% |
| 126,92% | ILLES BALEARS | 126,87% |
| 64,16% | CANARIAS | 265,96% |
| 145,00% | CANTABRIA | 72,73% |
| 152,81% | CASTILLA Y LEÓN | 107,37% |
| 139,19% | CASTILLA-LA MANCHA | 127,93% |
| 60,70% | CATALUNYA | 56,81% |
| 92,55% | C. VALENCIANA | 88,54% |
| 162,96% | EXTREMADURA | 152,78% |
| 94,61% | GALICIA | 101,37% |
| 179,67% | MADRID | 96,74% |
| 149,23% | MURCIA | 201,25% |
| 75,00% | NAVARRA | 63,64% |
| 80,00% | PAÍS VASCO | 92,08% |
| 100,00% | LA RIOJA | 200,00% |
| 166,67% | CEUTA | 166,67% |
| 866,67% | MELILLA | 242,86% |
| 102,48% | TOTAL ESTADO | 108,69% |

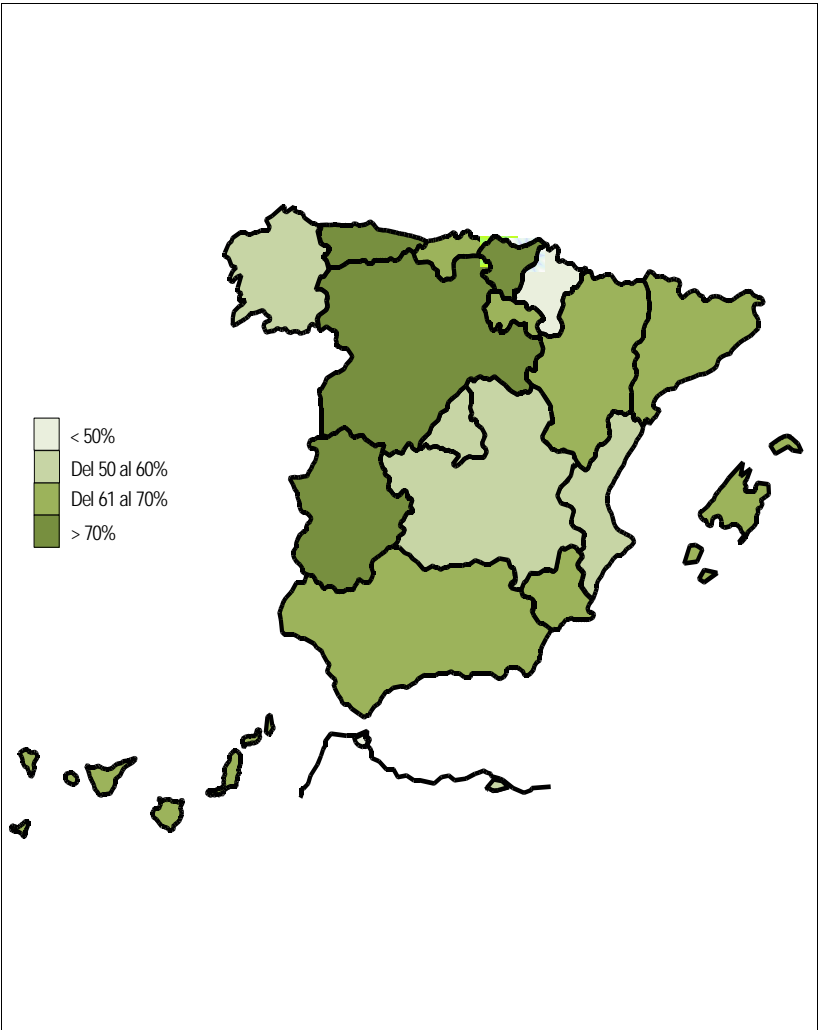


Coeficiente de cobertura: Determina la relación existente entre el volumen de expedientes resueltos e iniciados durante el mes.

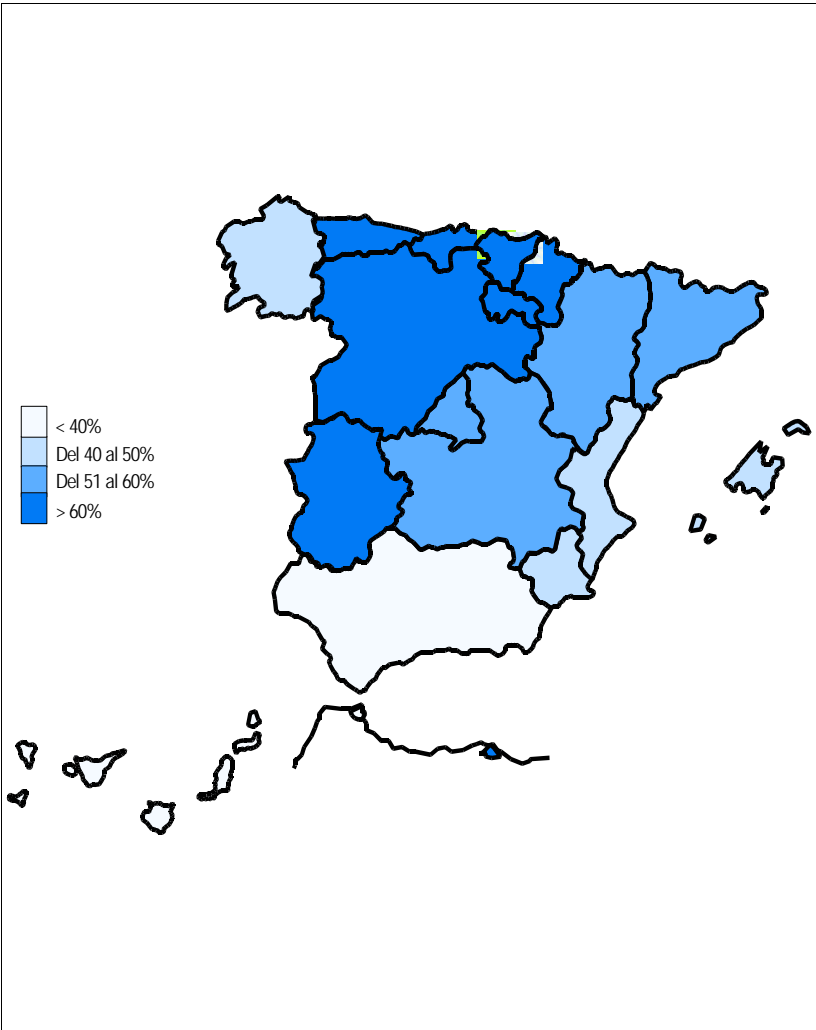
PENSIONES NO CONTRIBUTIVAS DE LA SEGURIDAD SOCIAL DE JUBILACIÓN E INVALIDEZ

DISTRIBUCIÓN TERRITORIAL DEL COEFICIENTE DE RECONOCIMIENTO. SITUACIÓN EN SETIEMBRE DE 2010

| | | |
|--------------------------|--------------------------|-------------------------|
| PNC DE JUBILACIÓN | ÁMBITO GEOGRÁFICO | PNC DE INVALIDEZ |
|--------------------------|--------------------------|-------------------------|



| | | |
|---------------|---------------------|---------------|
| 66,51% | ANDALUCÍA | 36,56% |
| 62,00% | ARAGÓN | 59,26% |
| 84,75% | ASTURIAS | 72,73% |
| 68,18% | ILLES BALEARS | 51,76% |
| 66,67% | CANARIAS | 36,40% |
| 68,97% | CANTABRIA | 83,33% |
| 74,26% | CASTILLA Y LEÓN | 61,76% |
| 58,25% | CASTILLA-LA MANCHA | 51,41% |
| 65,20% | CATALUNYA | 55,69% |
| 51,34% | C. VALENCIANA | 50,59% |
| 93,18% | EXTREMADURA | 80,00% |
| 57,59% | GALICIA | 45,27% |
| 54,75% | MADRID | 51,69% |
| 62,89% | MURCIA | 44,72% |
| 33,33% | NAVARRA | 100,00% |
| 76,56% | PAÍS VASCO | 83,87% |
| 62,50% | LA RIOJA | 75,00% |
| 50,00% | CEUTA | 26,67% |
| 57,69% | MELILLA | 64,71% |
| 63,79% | TOTAL ESTADO | 50,45% |

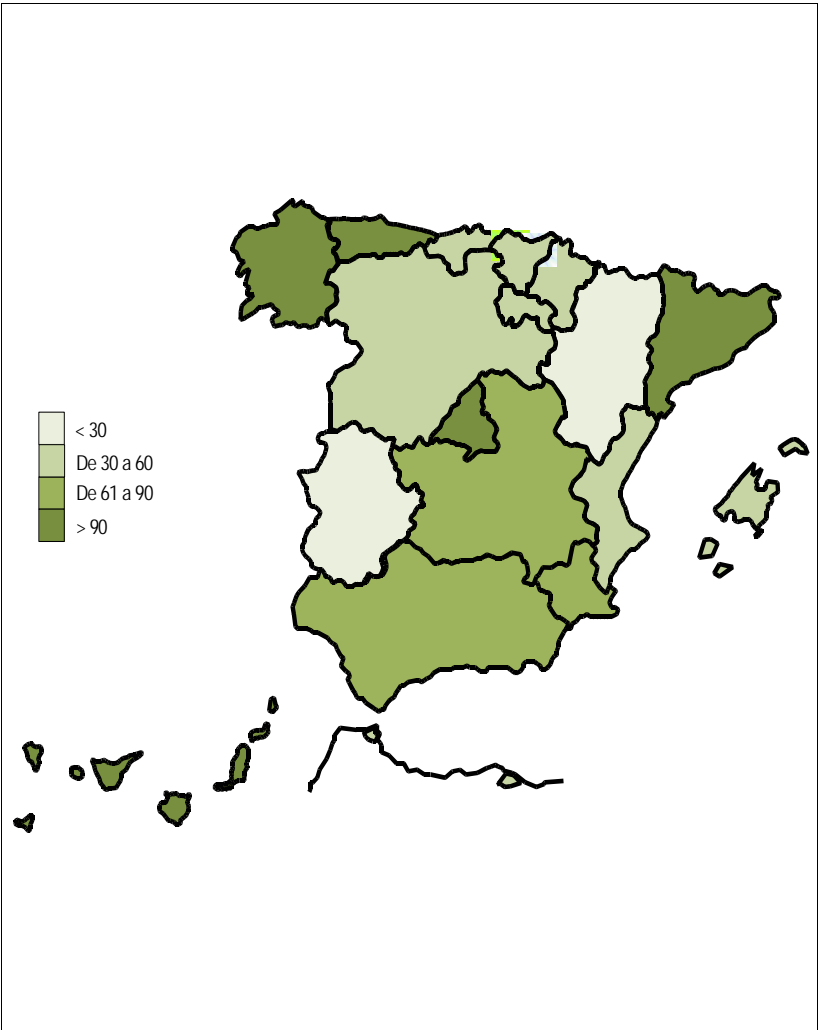


Coefficiente de reconocimiento del derecho a PNC: Establecido a partir del cociente entre los expedientes aprobados y los resueltos en el mes.

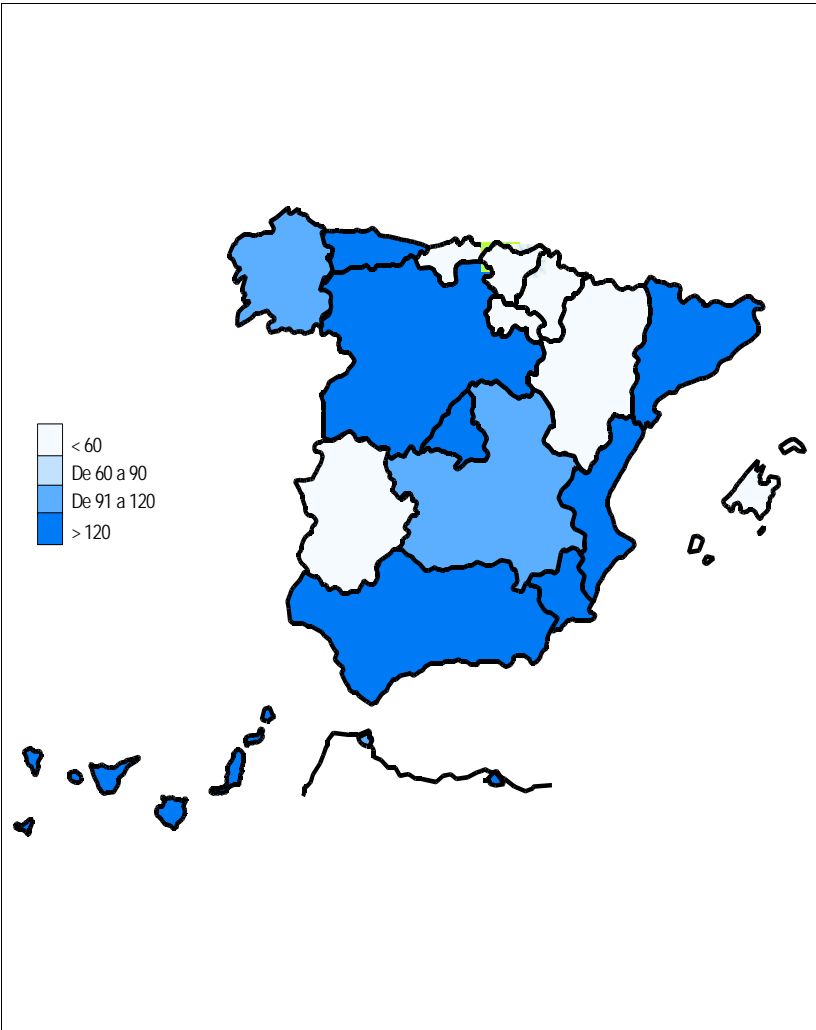
PENSIONES NO CONTRIBUTIVAS DE LA SEGURIDAD SOCIAL DE JUBILACIÓN E INVALIDEZ

DISTRIBUCIÓN TERRITORIAL DEL COEFICIENTE DE GESTIÓN EN DÍAS. SITUACIÓN EN SETIEMBRE DE 2010

| | | |
|--------------------------|--------------------------|-------------------------|
| PNC DE JUBILACIÓN | ÁMBITO GEOGRÁFICO | PNC DE INVALIDEZ |
|--------------------------|--------------------------|-------------------------|



| | | |
|-----------|---------------------|------------|
| 66 | ANDALUCÍA | 184 |
| 20 | ARAGÓN | 28 |
| 128 | ASTURIAS | 219 |
| 41 | ILLES BALEARS | 22 |
| 292 | CANARIAS | 449 |
| 45 | CANTABRIA | 16 |
| 54 | CASTILLA Y LEÓN | 138 |
| 70 | CASTILLA-LA MANCHA | 116 |
| 146 | CATALUNYA | 203 |
| 42 | C. VALENCIANA | 170 |
| 23 | EXTREMADURA | 18 |
| 96 | GALICIA | 92 |
| 197 | MADRID | 130 |
| 78 | MURCIA | 200 |
| 31 | NAVARRA | 55 |
| 31 | PAÍS VASCO | 24 |
| 34 | LA RIOJA | 45 |
| 45 | CEUTA | 127 |
| 40 | MELILLA | 114 |
| 91 | TOTAL ESTADO | 198 |



Coeficiente de gestión: Coeficiente expresado en días; su valor indica a cuántos días de entrada media de expedientes equivale el número de los que se encuentran en gestión al finalizar el mes.

1f RECLAMACIONES PREVIAS: DATOS DE LA GESTIÓN MENSUAL Y ANUAL

PENSIONES NO CONTRIBUTIVAS DE LA SEGURIDAD SOCIAL : JUBILACIÓN E INVALIDEZ
RECLAMACIÓN PREVIA A LA VÍA JURISDICCIONAL SOCIAL: DATOS DEL MES DE SETIEMBRE DE 2010

| CC.AA. Y/O PROVINCIAS | JUBILACIÓN | | | | | | INVALIDEZ | | | | | | TOTAL: JUBILACIÓN MÁS INVALIDEZ | | | | | |
|-----------------------------|------------|---------|-----------|---------|-------|---------|-----------|---------|-----------|---------|-------|---------|---------------------------------|---------|-----------|---------|-------|---------|
| | PENDTE. | RECLAM. | RESUELTAS | | | RECLAM. | PENDTE. | RECLAM. | RESUELTAS | | | RECLAM. | PENDTE. | RECLAM. | RESUELTAS | | | RECLAM. |
| | ANT. | PRSEN. | ESTIM. | DESEST. | TOTAL | PENDTE. | ANT. | PRSEN. | ESTIM. | DESEST. | TOTAL | PENDTE. | ANT. | PRSEN. | ESTIM. | DESEST. | TOTAL | PENDTE. |
| ANDALUCÍA | 80 | 41 | 15 | 22 | 37 | 84 | 246 | 73 | 19 | 49 | 68 | 251 | 326 | 114 | 34 | 71 | 105 | 335 |
| ALMERÍA | 10 | 2 | 1 | 0 | 1 | 11 | 12 | 3 | 0 | 2 | 2 | 13 | 22 | 5 | 1 | 2 | 3 | 24 |
| CÁDIZ | 1 | 5 | 3 | 2 | 5 | 1 | 6 | 8 | 1 | 3 | 4 | 10 | 7 | 13 | 4 | 5 | 9 | 11 |
| CÓRDOBA | 16 | 1 | 0 | 1 | 1 | 16 | 25 | 8 | 2 | 2 | 4 | 29 | 41 | 9 | 2 | 3 | 5 | 45 |
| GRANADA | 15 | 9 | 2 | 3 | 5 | 19 | 29 | 13 | 5 | 9 | 14 | 28 | 44 | 22 | 7 | 12 | 19 | 47 |
| HUELVA | 11 | 0 | 0 | 0 | 0 | 11 | 15 | 0 | 0 | 1 | 1 | 14 | 26 | 0 | 0 | 1 | 1 | 25 |
| JAÉN | 4 | 3 | 4 | 2 | 6 | 1 | 3 | 2 | 1 | 3 | 4 | 1 | 7 | 5 | 5 | 5 | 10 | 2 |
| MÁLAGA | 4 | 11 | 3 | 9 | 12 | 3 | 59 | 15 | 6 | 15 | 21 | 53 | 63 | 26 | 9 | 24 | 33 | 56 |
| SEVILLA | 19 | 10 | 2 | 5 | 7 | 22 | 97 | 24 | 4 | 14 | 18 | 103 | 116 | 34 | 6 | 19 | 25 | 125 |
| ARAGÓN | 1 | 4 | 0 | 5 | 5 | 0 | 1 | 7 | 3 | 3 | 6 | 2 | 2 | 11 | 3 | 8 | 11 | 2 |
| HUESCA | 0 | 1 | 0 | 1 | 1 | 0 | 0 | 0 | 0 | 0 | 0 | 0 | 0 | 1 | 0 | 1 | 1 | 0 |
| TERUEL | 0 | 0 | 0 | 0 | 0 | 0 | 0 | 0 | 0 | 0 | 0 | 0 | 0 | 0 | 0 | 0 | 0 | 0 |
| ZARAGOZA | 1 | 3 | 0 | 4 | 4 | 0 | 1 | 7 | 3 | 3 | 6 | 2 | 2 | 10 | 3 | 7 | 10 | 2 |
| ASTURIAS | 43 | 3 | 0 | 1 | 1 | 45 | 121 | 4 | 1 | 5 | 6 | 119 | 164 | 7 | 1 | 6 | 7 | 164 |
| ILLES BALEARS | 7 | 4 | 3 | 1 | 4 | 7 | 15 | 3 | 1 | 1 | 2 | 16 | 22 | 7 | 4 | 2 | 6 | 23 |
| CANARIAS | 51 | 11 | 3 | 9 | 12 | 50 | 129 | 19 | 12 | 23 | 35 | 113 | 180 | 30 | 15 | 32 | 47 | 163 |
| LAS PALMAS | 12 | 8 | 2 | 5 | 7 | 13 | 66 | 11 | 7 | 8 | 15 | 62 | 78 | 19 | 9 | 13 | 22 | 75 |
| S.C. TENERIFE | 39 | 3 | 1 | 4 | 5 | 37 | 63 | 8 | 5 | 15 | 20 | 51 | 102 | 11 | 6 | 19 | 25 | 88 |
| CANTABRIA | 3 | 0 | 0 | 0 | 0 | 3 | 6 | 2 | 0 | 0 | 0 | 8 | 9 | 2 | 0 | 0 | 0 | 11 |
| CASTILLA Y LEÓN | 68 | 9 | 5 | 6 | 11 | 66 | 45 | 14 | 1 | 8 | 9 | 50 | 113 | 23 | 6 | 14 | 20 | 116 |
| ÁVILA | 2 | 0 | 0 | 2 | 2 | 0 | 0 | 2 | 0 | 1 | 1 | 1 | 2 | 2 | 0 | 3 | 3 | 1 |
| BURGOS | 3 | 1 | 0 | 0 | 0 | 4 | 0 | 2 | 0 | 0 | 0 | 2 | 3 | 3 | 0 | 0 | 0 | 6 |
| LEÓN | 6 | 1 | 1 | 1 | 2 | 5 | 4 | 2 | 0 | 3 | 3 | 3 | 10 | 3 | 1 | 4 | 5 | 8 |
| PALENCIA | 0 | 0 | 0 | 0 | 0 | 0 | 0 | 0 | 0 | 0 | 0 | 0 | 0 | 0 | 0 | 0 | 0 | 0 |
| SALAMANCA | 0 | 2 | 0 | 2 | 2 | 0 | 0 | 1 | 1 | 0 | 1 | 0 | 0 | 3 | 1 | 2 | 3 | 0 |
| SEGOVIA | 0 | 0 | 0 | 0 | 0 | 0 | 0 | 0 | 0 | 0 | 0 | 0 | 0 | 0 | 0 | 0 | 0 | 0 |
| SORIA | 1 | 0 | 0 | 0 | 0 | 1 | 0 | 0 | 0 | 0 | 0 | 0 | 1 | 0 | 0 | 0 | 0 | 1 |
| VALLADOLID | 54 | 1 | 1 | 0 | 1 | 54 | 40 | 2 | 0 | 0 | 0 | 42 | 94 | 3 | 1 | 0 | 1 | 96 |
| < | 2 | 4 | 3 | 1 | 4 | 2 | 1 | 5 | 0 | 4 | 4 | 2 | 3 | 9 | 3 | 5 | 8 | 4 |
| CASTILLA-LA MANCHA | 8 | 20 | 2 | 19 | 21 | 7 | 20 | 32 | 7 | 23 | 30 | 22 | 28 | 52 | 9 | 42 | 51 | 29 |
| ALBACETE | 2 | 0 | 0 | 1 | 1 | 1 | 7 | 6 | 1 | 6 | 7 | 6 | 9 | 6 | 1 | 7 | 8 | 7 |
| CIUDAD REAL | 5 | 6 | 2 | 4 | 6 | 5 | 7 | 8 | 4 | 1 | 5 | 10 | 12 | 14 | 6 | 5 | 11 | 15 |
| CUENCA | 0 | 3 | 0 | 3 | 3 | 0 | 2 | 0 | 0 | 0 | 2 | 2 | 2 | 3 | 0 | 3 | 3 | 2 |
| GUADALAJARA | 0 | 1 | 0 | 1 | 1 | 0 | 3 | 2 | 1 | 0 | 1 | 4 | 3 | 3 | 1 | 1 | 2 | 4 |
| TOLEDO | 1 | 10 | 0 | 10 | 10 | 1 | 1 | 16 | 1 | 16 | 17 | 0 | 2 | 26 | 1 | 26 | 27 | 1 |

(Continúa al dorso)

| CC.AA. Y/O PROVINCIAS | JUBILACIÓN | | | | | | INVALIDEZ | | | | | | TOTAL: JUBILACIÓN MÁS INVALIDEZ | | | | | |
|-----------------------------|------------|---------|-----------|---------|-------|---------|-----------|---------|-----------|---------|-------|---------|---------------------------------|---------|-----------|---------|-------|---------|
| | PENDTE. | RECLAM. | RESUELTAS | | | RECLAM. | PENDTE. | RECLAM. | RESUELTAS | | | RECLAM. | PENDTE. | RECLAM. | RESUELTAS | | | RECLAM. |
| | ANT. | PRSEN. | ESTIM. | DESEST. | TOTAL | PENDTE. | ANT. | PRSEN. | ESTIM. | DESEST. | TOTAL | PENDTE. | ANT. | PRSEN. | ESTIM. | DESEST. | TOTAL | PENDTE. |
| CATALUNYA | 150 | 36 | 17 | 13 | 30 | 156 | 308 | 73 | 26 | 33 | 59 | 322 | 458 | 109 | 43 | 46 | 89 | 478 |
| BARCELONA | 110 | 30 | 13 | 10 | 23 | 117 | 244 | 53 | 20 | 28 | 48 | 249 | 354 | 83 | 33 | 38 | 71 | 366 |
| GIRONA | 14 | 1 | 2 | 0 | 2 | 13 | 17 | 5 | 1 | 1 | 2 | 20 | 31 | 6 | 3 | 1 | 4 | 33 |
| LLEIDA | 7 | 2 | 0 | 1 | 1 | 8 | 14 | 0 | 1 | 1 | 2 | 12 | 21 | 2 | 1 | 2 | 3 | 20 |
| TARRAGONA | 19 | 3 | 2 | 2 | 4 | 18 | 33 | 15 | 4 | 3 | 7 | 41 | 52 | 18 | 6 | 5 | 11 | 59 |
| COMUNIDAD VALENCIANA | 31 | 32 | 13 | 28 | 41 | 22 | 103 | 21 | 15 | 32 | 47 | 77 | 134 | 53 | 28 | 60 | 88 | 99 |
| ALICANTE | 23 | 15 | 11 | 11 | 22 | 16 | 80 | 5 | 8 | 16 | 24 | 61 | 103 | 20 | 19 | 27 | 46 | 77 |
| CASTELLÓN | 1 | 2 | 0 | 1 | 1 | 2 | 3 | 0 | 1 | 1 | 2 | 1 | 4 | 2 | 1 | 2 | 3 | 3 |
| VALENCIA | 7 | 15 | 2 | 16 | 18 | 4 | 20 | 16 | 6 | 15 | 21 | 15 | 27 | 31 | 8 | 31 | 39 | 19 |
| EXTREMADURA | 38 | 21 | 11 | 16 | 27 | 32 | 66 | 18 | 8 | 14 | 22 | 62 | 104 | 39 | 19 | 30 | 49 | 94 |
| BADAJOS | 11 | 21 | 6 | 8 | 14 | 18 | 25 | 16 | 1 | 1 | 2 | 39 | 36 | 37 | 7 | 9 | 16 | 57 |
| CÁCERES | 27 | 0 | 5 | 8 | 13 | 14 | 41 | 2 | 7 | 13 | 20 | 23 | 68 | 2 | 12 | 21 | 33 | 37 |
| GALICIA | 126 | 22 | 10 | 18 | 28 | 120 | 523 | 25 | 5 | 21 | 26 | 522 | 649 | 47 | 15 | 39 | 54 | 642 |
| A CORUÑA | 40 | 10 | 2 | 14 | 16 | 34 | 289 | 15 | 4 | 6 | 10 | 294 | 329 | 25 | 6 | 20 | 26 | 328 |
| LUGO | 3 | 1 | 0 | 1 | 1 | 3 | 3 | 1 | 0 | 3 | 3 | 1 | 6 | 2 | 0 | 4 | 4 | 4 |
| OURENSE | 0 | 1 | 1 | 0 | 1 | 0 | 0 | 1 | 0 | 1 | 1 | 0 | 0 | 2 | 1 | 1 | 2 | 0 |
| PONTEVEDRA | 83 | 10 | 7 | 3 | 10 | 83 | 231 | 8 | 1 | 11 | 12 | 227 | 314 | 18 | 8 | 14 | 22 | 310 |
| MADRID | 32 | 13 | 12 | 7 | 19 | 26 | 20 | 7 | 5 | 4 | 9 | 18 | 52 | 20 | 17 | 11 | 28 | 44 |
| MURCIA | 16 | 4 | 5 | 6 | 11 | 9 | 115 | 8 | 19 | 16 | 35 | 88 | 131 | 12 | 24 | 22 | 46 | 97 |
| NAVARRA | 0 | 0 | 0 | 0 | 0 | 0 | 0 | 1 | 1 | 0 | 1 | 0 | 0 | 1 | 1 | 0 | 1 | 0 |
| PAÍS VASCO | 13 | 3 | 1 | 5 | 6 | 10 | 17 | 5 | 1 | 4 | 5 | 17 | 30 | 8 | 2 | 9 | 11 | 27 |
| ÁLAVA (1) | 0 | 0 | 0 | 0 | 0 | 0 | 0 | 0 | 0 | 0 | 0 | 0 | 0 | 0 | 0 | 0 | 0 | 0 |
| GUIPÚZCOA (1) | 0 | 0 | 0 | 0 | 0 | 0 | 0 | 0 | 0 | 0 | 0 | 0 | 0 | 0 | 0 | 0 | 0 | 0 |
| VIZCAYA | 13 | 3 | 1 | 5 | 6 | 10 | 17 | 5 | 1 | 4 | 5 | 17 | 30 | 8 | 2 | 9 | 11 | 27 |
| LA RIOJA | 0 | 1 | 0 | 0 | 0 | 1 | 4 | 0 | 0 | 0 | 0 | 4 | 4 | 1 | 0 | 0 | 0 | 5 |
| CEUTA | 0 | 0 | 0 | 0 | 0 | 0 | 2 | 2 | 0 | 1 | 1 | 3 | 2 | 2 | 0 | 1 | 1 | 3 |
| MELILLA | 0 | 0 | 0 | 0 | 0 | 0 | 7 | 0 | 3 | 2 | 5 | 2 | 7 | 0 | 3 | 2 | 5 | 2 |

| | | | | | | | | | | | | | | | | | | |
|--------------|-----|-----|----|-----|-----|-----|-------|-----|-----|-----|-----|-------|-------|-----|-----|-----|-----|-------|
| TOTAL ESTADO | 667 | 224 | 97 | 156 | 253 | 638 | 1.748 | 314 | 127 | 239 | 366 | 1.696 | 2.415 | 538 | 224 | 395 | 619 | 2.334 |
|--------------|-----|-----|----|-----|-----|-----|-------|-----|-----|-----|-----|-------|-------|-----|-----|-----|-----|-------|

(1) Datos no facilitados.

PENSIONES NO CONTRIBUTIVAS DE LA SEGURIDAD SOCIAL : JUBILACIÓN E INVALIDEZ
RECLAMACIÓN PREVIA A LA VÍA JURISDICCIONAL SOCIAL: DATOS ACUMULADOS DEL AÑO 2010 HASTA SEPTIEMBRE

| CC.AA. Y/O PROVINCIAS | JUBILACIÓN | | | | | | INVALIDEZ | | | | | | TOTAL: JUBILACIÓN MÁS INVALIDEZ | | | | | |
|-----------------------------|-----------------|-------------------|-----------|---------|-------|--------------------|-----------------|-------------------|-----------|---------|-------|--------------------|---------------------------------|-------------------|-----------|---------|-------|--------------------|
| | PENDTE. ANT. | RECLAM. PRSEN. | RESUELTAS | | | RECLAM. PENDTE. | PENDTE. ANT. | RECLAM. PRSEN. | RESUELTAS | | | RECLAM. PENDTE. | PENDTE. ANT. | RECLAM. PRSEN. | RESUELTAS | | | RECLAM. PENDTE. |
| | | | ESTIM. | DESEST. | TOTAL | | | | ESTIM. | DESEST. | TOTAL | | | | ESTIM. | DESEST. | TOTAL | |
| ANDALUCÍA | 41 | 332 | 135 | 154 | 289 | 84 | 241 | 679 | 242 | 427 | 669 | 251 | 282 | 1.011 | 377 | 581 | 958 | 335 |
| ALMERÍA | 8 | 20 | 10 | 7 | 17 | 11 | 10 | 41 | 30 | 8 | 38 | 13 | 18 | 61 | 40 | 15 | 55 | 24 |
| CÁDIZ | 0 | 27 | 11 | 15 | 26 | 1 | 4 | 70 | 21 | 43 | 64 | 10 | 4 | 97 | 32 | 58 | 90 | 11 |
| CÓRDOBA | 4 | 27 | 5 | 10 | 15 | 16 | 7 | 48 | 10 | 16 | 26 | 29 | 11 | 75 | 15 | 26 | 41 | 45 |
| GRANADA | 1 | 46 | 7 | 21 | 28 | 19 | 17 | 55 | 13 | 31 | 44 | 28 | 18 | 101 | 20 | 52 | 72 | 47 |
| HUELVA | 1 | 11 | 0 | 1 | 1 | 11 | 3 | 27 | 5 | 11 | 16 | 14 | 4 | 38 | 5 | 12 | 17 | 25 |
| JAÉN | 0 | 37 | 22 | 14 | 36 | 1 | 1 | 24 | 10 | 14 | 24 | 1 | 1 | 61 | 32 | 28 | 60 | 2 |
| MÁLAGA | 5 | 70 | 28 | 44 | 72 | 3 | 109 | 204 | 72 | 188 | 260 | 53 | 114 | 274 | 100 | 232 | 332 | 56 |
| SEVILLA | 22 | 94 | 52 | 42 | 94 | 22 | 90 | 210 | 81 | 116 | 197 | 103 | 112 | 304 | 133 | 158 | 291 | 125 |
| ARAGÓN | 0 | 39 | 13 | 26 | 39 | 0 | 1 | 34 | 15 | 18 | 33 | 2 | 1 | 73 | 28 | 44 | 72 | 2 |
| HUESCA | 0 | 4 | 1 | 3 | 4 | 0 | 0 | 4 | 2 | 2 | 4 | 0 | 0 | 8 | 3 | 5 | 8 | 0 |
| TERUEL | 0 | 0 | 0 | 0 | 0 | 0 | 0 | 0 | 0 | 0 | 0 | 0 | 0 | 0 | 0 | 0 | 0 | 0 |
| ZARAGOZA | 0 | 35 | 12 | 23 | 35 | 0 | 1 | 30 | 13 | 16 | 29 | 2 | 1 | 65 | 25 | 39 | 64 | 2 |
| ASTURIAS | 19 | 32 | 2 | 4 | 6 | 45 | 79 | 76 | 4 | 32 | 36 | 119 | 98 | 108 | 6 | 36 | 42 | 164 |
| ILLES BALEARS | 5 | 38 | 23 | 13 | 36 | 7 | 22 | 82 | 35 | 53 | 88 | 16 | 27 | 120 | 58 | 66 | 124 | 23 |
| CANARIAS | 38 | 91 | 21 | 58 | 79 | 50 | 152 | 207 | 69 | 177 | 246 | 113 | 190 | 298 | 90 | 235 | 325 | 163 |
| LAS PALMAS | 0 | 43 | 10 | 20 | 30 | 13 | 85 | 101 | 33 | 91 | 124 | 62 | 85 | 144 | 43 | 111 | 154 | 75 |
| S.C. TENERIFE | 38 | 48 | 11 | 38 | 49 | 37 | 67 | 106 | 36 | 86 | 122 | 51 | 105 | 154 | 47 | 124 | 171 | 88 |
| CANTABRIA | 4 | 14 | 2 | 13 | 15 | 3 | 3 | 21 | 4 | 12 | 16 | 8 | 7 | 35 | 6 | 25 | 31 | 11 |
| CASTILLA Y LEÓN | 61 | 104 | 46 | 53 | 99 | 66 | 56 | 93 | 49 | 50 | 99 | 50 | 117 | 197 | 95 | 103 | 198 | 116 |
| ÁVILA | 2 | 3 | 0 | 5 | 5 | 0 | 3 | 5 | 3 | 4 | 7 | 1 | 5 | 8 | 3 | 9 | 12 | 1 |
| BURGOS | 5 | 4 | 2 | 3 | 5 | 4 | 5 | 7 | 2 | 8 | 10 | 2 | 10 | 11 | 4 | 11 | 15 | 6 |
| LEÓN | 3 | 11 | 5 | 4 | 9 | 5 | 2 | 18 | 5 | 12 | 17 | 3 | 5 | 29 | 10 | 16 | 26 | 8 |
| PALENCIA | 0 | 9 | 4 | 5 | 9 | 0 | 1 | 1 | 1 | 1 | 2 | 0 | 1 | 10 | 5 | 6 | 11 | 0 |
| SALAMANCA | 0 | 17 | 8 | 9 | 17 | 0 | 0 | 11 | 8 | 3 | 11 | 0 | 0 | 28 | 16 | 12 | 28 | 0 |
| SEGOVIA | 0 | 0 | 0 | 0 | 0 | 0 | 0 | 2 | 2 | 0 | 2 | 0 | 0 | 2 | 2 | 0 | 2 | 0 |
| SORIA | 0 | 2 | 1 | 0 | 1 | 1 | 0 | 0 | 0 | 0 | 0 | 0 | 0 | 2 | 1 | 0 | 1 | 1 |
| VALLADOLID | 40 | 38 | 14 | 10 | 24 | 54 | 39 | 24 | 18 | 3 | 21 | 42 | 79 | 62 | 32 | 13 | 45 | 96 |
| ZAMORA | 11 | 20 | 12 | 17 | 29 | 2 | 6 | 25 | 10 | 19 | 29 | 2 | 17 | 45 | 22 | 36 | 58 | 4 |
| CASTILLA-LA MANCHA | 8 | 122 | 38 | 85 | 123 | 7 | 22 | 166 | 57 | 109 | 166 | 22 | 30 | 288 | 95 | 194 | 289 | 29 |
| ALBACETE | 0 | 21 | 7 | 13 | 20 | 1 | 8 | 37 | 14 | 25 | 39 | 6 | 8 | 58 | 21 | 38 | 59 | 7 |
| CIUDAD REAL | 5 | 48 | 15 | 33 | 48 | 5 | 11 | 57 | 24 | 34 | 58 | 10 | 16 | 105 | 39 | 67 | 106 | 15 |
| CUENCA | 1 | 24 | 11 | 14 | 25 | 0 | 2 | 21 | 9 | 12 | 21 | 2 | 3 | 45 | 20 | 26 | 46 | 2 |
| GUADALAJARA | 0 | 7 | 3 | 4 | 7 | 0 | 1 | 15 | 6 | 6 | 12 | 4 | 1 | 22 | 9 | 10 | 19 | 4 |
| TOLEDO | 2 | 22 | 2 | 21 | 23 | 1 | 0 | 36 | 4 | 32 | 36 | 0 | 2 | 58 | 6 | 53 | 59 | 1 |

(Continúa al dorso)

| CC.AA. Y/O PROVINCIAS | JUBILACIÓN | | | | | | INVALIDEZ | | | | | | TOTAL: JUBILACIÓN MÁS INVALIDEZ | | | | | |
|-----------------------------|-----------------|-------------------|-----------|---------|-------|--------------------|-----------------|-------------------|-----------|---------|-------|--------------------|---------------------------------|-------------------|-----------|---------|-------|--------------------|
| | PENDTE. ANT. | RECLAM. PRSEN. | RESUELTAS | | | RECLAM. PENDTE. | PENDTE. ANT. | RECLAM. PRSEN. | RESUELTAS | | | RECLAM. PENDTE. | PENDTE. ANT. | RECLAM. PRSEN. | RESUELTAS | | | RECLAM. PENDTE. |
| | | | ESTIM. | DESEST. | TOTAL | | | | ESTIM. | DESEST. | TOTAL | | | | ESTIM. | DESEST. | TOTAL | |
| CATALUNYA | 182 | 496 | 334 | 188 | 522 | 156 | 427 | 776 | 510 | 371 | 881 | 322 | 609 | 1.272 | 844 | 559 | 1.403 | 478 |
| BARCELONA | 147 | 373 | 259 | 144 | 403 | 117 | 327 | 581 | 359 | 300 | 659 | 249 | 474 | 954 | 618 | 444 | 1.062 | 366 |
| GIRONA | 11 | 42 | 29 | 11 | 40 | 13 | 29 | 47 | 41 | 15 | 56 | 20 | 40 | 89 | 70 | 26 | 96 | 33 |
| LLEIDA | 9 | 22 | 12 | 11 | 23 | 8 | 16 | 35 | 28 | 11 | 39 | 12 | 25 | 57 | 40 | 22 | 62 | 20 |
| TARRAGONA | 15 | 59 | 34 | 22 | 56 | 18 | 55 | 113 | 82 | 45 | 127 | 41 | 70 | 172 | 116 | 67 | 183 | 59 |
| COMUNIDAD VALENCIANA | 50 | 221 | 94 | 155 | 249 | 22 | 115 | 265 | 99 | 204 | 303 | 77 | 165 | 486 | 193 | 359 | 552 | 99 |
| ALICANTE | 35 | 112 | 61 | 70 | 131 | 16 | 66 | 105 | 37 | 73 | 110 | 61 | 101 | 217 | 98 | 143 | 241 | 77 |
| CASTELLÓN | 0 | 11 | 6 | 3 | 9 | 2 | 1 | 19 | 12 | 7 | 19 | 1 | 1 | 30 | 18 | 10 | 28 | 3 |
| VALENCIA | 15 | 98 | 27 | 82 | 109 | 4 | 48 | 141 | 50 | 124 | 174 | 15 | 63 | 239 | 77 | 206 | 283 | 19 |
| EXTREMADURA | 347 | 88 | 94 | 309 | 403 | 32 | 379 | 130 | 137 | 310 | 447 | 62 | 726 | 218 | 231 | 619 | 850 | 94 |
| BADAJOS | 246 | 66 | 58 | 236 | 294 | 18 | 274 | 88 | 102 | 221 | 323 | 39 | 520 | 154 | 160 | 457 | 617 | 57 |
| CÁCERES | 101 | 22 | 36 | 73 | 109 | 14 | 105 | 42 | 35 | 89 | 124 | 23 | 206 | 64 | 71 | 162 | 233 | 37 |
| GALICIA | 185 | 243 | 149 | 159 | 308 | 120 | 551 | 246 | 106 | 169 | 275 | 522 | 736 | 489 | 255 | 328 | 583 | 642 |
| A CORUÑA | 75 | 126 | 83 | 84 | 167 | 34 | 300 | 115 | 56 | 65 | 121 | 294 | 375 | 241 | 139 | 149 | 288 | 328 |
| LUGO | 4 | 14 | 5 | 10 | 15 | 3 | 6 | 9 | 2 | 12 | 14 | 1 | 10 | 23 | 7 | 22 | 29 | 4 |
| OURENSE | 0 | 17 | 6 | 11 | 17 | 0 | 0 | 38 | 10 | 28 | 38 | 0 | 0 | 55 | 16 | 39 | 55 | 0 |
| PONTEVEDRA | 106 | 86 | 55 | 54 | 109 | 83 | 245 | 84 | 38 | 64 | 102 | 227 | 351 | 170 | 93 | 118 | 211 | 310 |
| MADRID | 22 | 184 | 90 | 90 | 180 | 26 | 21 | 149 | 62 | 90 | 152 | 18 | 43 | 333 | 152 | 180 | 332 | 44 |
| MURCIA | 11 | 46 | 24 | 24 | 48 | 9 | 89 | 187 | 83 | 105 | 188 | 88 | 100 | 233 | 107 | 129 | 236 | 97 |
| NAVARRA | 0 | 3 | 3 | 0 | 3 | 0 | 0 | 7 | 4 | 3 | 7 | 0 | 0 | 10 | 7 | 3 | 10 | 0 |
| PAÍS VASCO | 10 | 32 | 7 | 25 | 32 | 10 | 17 | 38 | 16 | 22 | 38 | 17 | 27 | 70 | 23 | 47 | 70 | 27 |
| ÁLAVA (1) | 0 | 4 | 1 | 3 | 4 | 0 | 0 | 4 | 1 | 3 | 4 | 0 | 0 | 8 | 2 | 6 | 8 | 0 |
| GUIPÚZCOA (1) | 0 | 0 | 0 | 0 | 0 | 0 | 0 | 0 | 0 | 0 | 0 | 0 | 0 | 0 | 0 | 0 | 0 | 0 |
| VIZCAYA | 10 | 28 | 6 | 22 | 28 | 10 | 17 | 34 | 15 | 19 | 34 | 17 | 27 | 62 | 21 | 41 | 62 | 27 |
| LA RIOJA | 8 | 7 | 3 | 11 | 14 | 1 | 4 | 6 | 2 | 4 | 6 | 4 | 12 | 13 | 5 | 15 | 20 | 5 |
| CEUTA | 1 | 4 | 1 | 4 | 5 | 0 | 3 | 11 | 2 | 9 | 11 | 3 | 4 | 15 | 3 | 13 | 16 | 3 |
| MELILLA | 1 | 4 | 2 | 3 | 5 | 0 | 4 | 31 | 12 | 21 | 33 | 2 | 5 | 35 | 14 | 24 | 38 | 2 |

| | | | | | | | | | | | | | | | | | | |
|--------------|-----|-------|-------|-------|-------|-----|-------|-------|-------|-------|-------|-------|-------|-------|-------|-------|-------|-------|
| TOTAL ESTADO | 993 | 2.100 | 1.081 | 1.374 | 2.455 | 638 | 2.186 | 3.204 | 1.508 | 2.186 | 3.694 | 1.696 | 3.179 | 5.304 | 2.589 | 3.560 | 6.149 | 2.334 |
|--------------|-----|-------|-------|-------|-------|-----|-------|-------|-------|-------|-------|-------|-------|-------|-------|-------|-------|-------|

(1) Datos no facilitados.

1g REVISIONES DE OFICIO E INSTANCIA DE PARTE: DATOS DE LA GESTIÓN MENSUAL Y ANUAL

**PENSIÓN NO CONTRIBUTIVA DE JUBILACIÓN
REVISIONES DE OFICIO E INSTANCIA DE PARTE
DATOS DE GESTIÓN CORRESPONDIENTES AL MES DE SETIEMBRE DE 2010**

| CC.AA. Y/O PROVINCIAS | ENTRADA REVISIONES | REVISIONES EFECTUADAS | | | | | CAUSAS DE EXTINCIÓN DEL DERECHO | | | | | |
|-----------------------------|-----------------------|-----------------------|------------|------------|-----------|-------|---------------------------------|----------|--------|---------------|-------|-------|
| | | Sin Modif. | Con Modif. | Suspensión | Extinción | TOTAL | Residencia | Personal | U.E.C. | Fallecimiento | Otras | TOTAL |
| | | Cuantía | Cuantía | Pago | Derecho | | | | | | | |
| ANDALUCÍA | 680 | 95 | 116 | 12 | 431 | 654 | 0 | 149 | 58 | 202 | 22 | 431 |
| ALMERÍA | 21 | 1 | 6 | 0 | 14 | 21 | 0 | 6 | 0 | 7 | 1 | 14 |
| CÁDIZ | 97 | 4 | 6 | 1 | 83 | 94 | 0 | 29 | 3 | 43 | 8 | 83 |
| CÓRDOBA | 105 | 6 | 33 | 0 | 48 | 87 | 0 | 15 | 9 | 24 | 0 | 48 |
| GRANADA | 45 | 1 | 3 | 0 | 39 | 43 | 0 | 23 | 1 | 13 | 2 | 39 |
| HUELVA | 32 | 9 | 10 | 1 | 27 | 47 | 0 | 12 | 4 | 11 | 0 | 27 |
| JAÉN | 62 | 2 | 19 | 5 | 36 | 62 | 0 | 10 | 13 | 13 | 0 | 36 |
| MÁLAGA | 208 | 66 | 26 | 4 | 105 | 201 | 0 | 15 | 22 | 63 | 5 | 105 |
| SEVILLA | 110 | 6 | 13 | 1 | 79 | 99 | 0 | 39 | 6 | 28 | 6 | 79 |
| ARAGÓN | 60 | 1 | 8 | 0 | 45 | 54 | 0 | 19 | 2 | 14 | 10 | 45 |
| HUESCA | 16 | 0 | 1 | 0 | 11 | 12 | 0 | 5 | 2 | 4 | 0 | 11 |
| TERUEL | 10 | 0 | 1 | 0 | 9 | 10 | 0 | 1 | 0 | 3 | 5 | 9 |
| ZARAGOZA | 34 | 1 | 6 | 0 | 25 | 32 | 0 | 13 | 0 | 7 | 5 | 25 |
| ASTURIAS | 42 | 2 | 8 | 0 | 29 | 39 | 0 | 8 | 2 | 17 | 2 | 29 |
| ILLES BALEARS | 68 | 5 | 7 | 30 | 27 | 69 | 1 | 9 | 2 | 13 | 2 | 27 |
| CANARIAS | 143 | 15 | 22 | 11 | 74 | 122 | 0 | 28 | 2 | 40 | 4 | 74 |
| LAS PALMAS | 61 | 10 | 6 | 11 | 13 | 40 | 0 | 12 | 1 | 0 | 0 | 13 |
| S.C. TENERIFE | 82 | 5 | 16 | 0 | 61 | 82 | 0 | 16 | 1 | 40 | 4 | 61 |
| CANTABRIA | 31 | 0 | 6 | 0 | 25 | 31 | 0 | 14 | 0 | 11 | 0 | 25 |
| CASTILLA Y LEÓN | 139 | 14 | 26 | 18 | 81 | 139 | 0 | 26 | 22 | 27 | 6 | 81 |
| ÁVILA | 12 | 2 | 4 | 1 | 5 | 12 | 0 | 1 | 1 | 2 | 1 | 5 |
| BURGOS | 10 | 0 | 2 | 0 | 8 | 10 | 0 | 2 | 1 | 5 | 0 | 8 |
| LEÓN | 12 | 0 | 3 | 0 | 9 | 12 | 0 | 6 | 2 | 0 | 1 | 9 |
| PALENCIA | 7 | 0 | 0 | 0 | 7 | 7 | 0 | 3 | 1 | 3 | 0 | 7 |
| SALAMANCA | 42 | 5 | 6 | 4 | 27 | 42 | 0 | 6 | 13 | 7 | 1 | 27 |
| SEGOVIA | 5 | 0 | 0 | 0 | 5 | 5 | 0 | 1 | 1 | 2 | 1 | 5 |
| SORIA | 2 | 0 | 0 | 0 | 2 | 2 | 0 | 1 | 0 | 1 | 0 | 2 |
| VALLADOLID | 37 | 6 | 8 | 11 | 12 | 37 | 0 | 4 | 1 | 7 | 0 | 12 |
| ZAMORA | 12 | 1 | 3 | 2 | 6 | 12 | 0 | 2 | 2 | 0 | 2 | 6 |
| CASTILLA-LA MANCHA | 153 | 45 | 34 | 0 | 94 | 173 | 0 | 29 | 6 | 52 | 7 | 94 |
| ALBACETE | 21 | 7 | 23 | 0 | 11 | 41 | 0 | 1 | 1 | 9 | 0 | 11 |
| CIUDAD REAL | 21 | 2 | 5 | 0 | 19 | 26 | 0 | 13 | 0 | 6 | 0 | 19 |
| CUENCA | 49 | 33 | 2 | 0 | 14 | 49 | 0 | 5 | 1 | 3 | 5 | 14 |
| GUADALAJARA | 7 | 1 | 0 | 0 | 7 | 8 | 0 | 1 | 0 | 4 | 2 | 7 |
| TOLEDO | 55 | 2 | 4 | 0 | 43 | 49 | 0 | 9 | 4 | 30 | 0 | 43 |

(Continúa al dorso)

| CC.AA. Y/O PROVINCIAS | ENTRADA REVISIONES | REVISIONES EFECTUADAS | | | | | CAUSAS DE EXTINCIÓN DEL DERECHO | | | | | |
|-----------------------------|-----------------------|-----------------------|-----------------------|--------------------|----------------------|--------------|---------------------------------|------------|------------|---------------|------------|--------------|
| | | Sin Modif. Cuantía | Con Modif. Cuantía | Suspensión Pago | Extinción Derecho | TOTAL | Residencia | Personal | U.E.C. | Fallecimiento | Otras | TOTAL |
| CATALUNYA | 95 | 8 | 28 | 2 | 85 | 123 | 1 | 71 | 10 | 0 | 3 | 85 |
| BARCELONA | 72 | 7 | 22 | 0 | 63 | 92 | 1 | 51 | 9 | 0 | 2 | 63 |
| GIRONA | 6 | 1 | 1 | 0 | 6 | 8 | 0 | 5 | 1 | 0 | 0 | 6 |
| LLEIDA | 9 | 0 | 3 | 1 | 8 | 12 | 0 | 7 | 0 | 0 | 1 | 8 |
| TARRAGONA | 8 | 0 | 2 | 1 | 8 | 11 | 0 | 8 | 0 | 0 | 0 | 8 |
| COMUNIDAD VALENCIANA | 210 | 19 | 59 | 0 | 157 | 235 | 0 | 72 | 11 | 69 | 5 | 157 |
| ALICANTE | 77 | 5 | 16 | 0 | 56 | 77 | 0 | 29 | 0 | 27 | 0 | 56 |
| CASTELLÓN | 17 | 4 | 5 | 0 | 11 | 20 | 0 | 2 | 2 | 5 | 2 | 11 |
| VALENCIA | 116 | 10 | 38 | 0 | 90 | 138 | 0 | 41 | 9 | 37 | 3 | 90 |
| EXTREMADURA | 173 | 6 | 28 | 13 | 91 | 138 | 0 | 35 | 19 | 24 | 13 | 91 |
| BADAJOS | 118 | 4 | 13 | 11 | 66 | 94 | 0 | 23 | 19 | 13 | 11 | 66 |
| CÁCERES | 55 | 2 | 15 | 2 | 25 | 44 | 0 | 12 | 0 | 11 | 2 | 25 |
| GALICIA | 233 | 10 | 44 | 10 | 169 | 233 | 4 | 39 | 20 | 93 | 13 | 169 |
| A CORUÑA | 85 | 10 | 18 | 0 | 57 | 85 | 0 | 15 | 3 | 33 | 6 | 57 |
| LUGO | 23 | 0 | 3 | 3 | 17 | 23 | 0 | 4 | 1 | 6 | 6 | 17 |
| OURENSE | 28 | 0 | 6 | 4 | 18 | 28 | 3 | 3 | 4 | 8 | 0 | 18 |
| PONTEVEDRA | 97 | 0 | 17 | 3 | 77 | 97 | 1 | 17 | 12 | 46 | 1 | 77 |
| MADRID | 157 | 9 | 54 | 2 | 92 | 157 | 1 | 31 | 6 | 30 | 24 | 92 |
| MURCIA | 125 | 5 | 39 | 44 | 37 | 125 | 0 | 13 | 7 | 11 | 6 | 37 |
| NAVARRA | 30 | 0 | 9 | 0 | 21 | 30 | 0 | 7 | 8 | 5 | 1 | 21 |
| PAÍS VASCO | 12 | 0 | 5 | 0 | 7 | 12 | 0 | 2 | 1 | 4 | 0 | 7 |
| ÁLAVA | 0 | 0 | 0 | 0 | 0 | 0 | 0 | 0 | 0 | 0 | 0 | 0 |
| GUIPÚZCOA | 0 | 0 | 0 | 0 | 0 | 0 | 0 | 0 | 0 | 0 | 0 | 0 |
| VIZCAYA | 12 | 0 | 5 | 0 | 7 | 12 | 0 | 2 | 1 | 4 | 0 | 7 |
| LA RIOJA | 13 | 0 | 9 | 1 | 2 | 12 | 0 | 1 | 0 | 1 | 0 | 2 |
| CEUTA | 13 | 4 | 6 | 0 | 3 | 13 | 0 | 0 | 0 | 3 | 0 | 3 |
| MELILLA | 14 | 3 | 6 | 2 | 3 | 14 | 0 | 0 | 0 | 3 | 0 | 3 |
| TOTAL ESTADO | 2.391 | 241 | 514 | 145 | 1.473 | 2.373 | 7 | 553 | 176 | 619 | 118 | 1.473 |

PENSIÓN NO CONTRIBUTIVA DE INVALIDEZ
REVISIONES DE OFICIO E INSTANCIA DE PARTE
DATOS DE GESTIÓN CORRESPONDIENTES AL MES DE SETIEMBRE DE 2010

| CC.AA. Y/O PROVINCIAS | ENTRADA REVISIONES | REVISIONES EFECTUADAS | | | | | | | | CAUSAS DE EXTINCIÓN DEL DERECHO | | | | | | |
|-----------------------------|-----------------------|-----------------------|-----------------------|----------------|-----------|-------------------------|----------------------------|----------------------|------------|---------------------------------|-----------|-----------|-----------|---------------|-----------|------------|
| | | Sin Modif. Cuantía | Con Modif. Cuantía | Suspensión PNC | | Compat. PNC Art. 147 | Recuperación Art. 144.1 | Extinción Derecho | TOTAL | Residencia | Personal | U.E.C. | Grado | Fallecimiento | Otras | TOTAL |
| | | | | Art. 144.1 | Pago | | | | | | | | | | | |
| ANDALUCÍA | 1.065 | 254 | 222 | 40 | 25 | 52 | 48 | 302 | 943 | 0 | 72 | 50 | 10 | 155 | 15 | 302 |
| ALMERÍA | 29 | 0 | 8 | 0 | 3 | 1 | 0 | 17 | 29 | 0 | 6 | 0 | 0 | 8 | 3 | 17 |
| CÁDIZ | 130 | 5 | 40 | 9 | 1 | 13 | 7 | 65 | 140 | 0 | 16 | 5 | 1 | 35 | 8 | 65 |
| CÓRDOBA | 115 | 9 | 37 | 6 | 0 | 0 | 23 | 27 | 102 | 0 | 9 | 5 | 0 | 13 | 0 | 27 |
| GRANADA | 43 | 2 | 7 | 0 | 0 | 1 | 2 | 28 | 40 | 0 | 9 | 2 | 2 | 11 | 4 | 28 |
| HUELVA | 142 | 72 | 24 | 1 | 4 | 1 | 1 | 25 | 128 | 0 | 4 | 8 | 6 | 7 | 0 | 25 |
| JAÉN | 51 | 2 | 22 | 0 | 12 | 0 | 0 | 15 | 51 | 0 | 2 | 7 | 0 | 6 | 0 | 15 |
| MÁLAGA | 364 | 142 | 65 | 13 | 0 | 14 | 14 | 86 | 334 | 0 | 12 | 20 | 0 | 54 | 0 | 86 |
| SEVILLA | 191 | 22 | 19 | 11 | 5 | 22 | 1 | 39 | 119 | 0 | 14 | 3 | 1 | 21 | 0 | 39 |
| ARAGÓN | 52 | 6 | 12 | 4 | 4 | 3 | 3 | 21 | 53 | 0 | 8 | 2 | 2 | 3 | 6 | 21 |
| HUESCA | 10 | 0 | 2 | 0 | 0 | 1 | 1 | 5 | 9 | 0 | 3 | 0 | 0 | 1 | 1 | 5 |
| TERUEL | 6 | 0 | 0 | 0 | 0 | 0 | 2 | 4 | 6 | 0 | 2 | 1 | 0 | 0 | 1 | 4 |
| ZARAGOZA | 36 | 6 | 10 | 4 | 4 | 2 | 0 | 12 | 38 | 0 | 3 | 1 | 2 | 2 | 4 | 12 |
| ASTURIAS | 60 | 9 | 14 | 4 | 0 | 5 | 3 | 25 | 60 | 0 | 8 | 3 | 1 | 12 | 1 | 25 |
| ILLES BALEARS | 115 | 24 | 23 | 0 | 53 | 0 | 0 | 19 | 119 | 0 | 4 | 0 | 5 | 6 | 4 | 19 |
| CANARIAS | 307 | 60 | 64 | 0 | 28 | 14 | 0 | 76 | 242 | 1 | 20 | 5 | 0 | 45 | 5 | 76 |
| LAS PALMAS | 141 | 35 | 30 | 0 | 20 | 3 | 0 | 14 | 102 | 0 | 10 | 0 | 0 | 1 | 3 | 14 |
| S.C. TENERIFE | 166 | 25 | 34 | 0 | 8 | 11 | 0 | 62 | 140 | 1 | 10 | 5 | 0 | 44 | 2 | 62 |
| CANTABRIA | 63 | 0 | 24 | 0 | 0 | 8 | 5 | 26 | 63 | 0 | 13 | 4 | 0 | 9 | 0 | 26 |
| CASTILLA Y LEÓN | 226 | 45 | 54 | 19 | 32 | 8 | 20 | 48 | 226 | 0 | 16 | 5 | 0 | 11 | 16 | 48 |
| ÁVILA | 17 | 0 | 4 | 2 | 1 | 2 | 4 | 4 | 17 | 0 | 3 | 0 | 0 | 1 | 0 | 4 |
| BURGOS | 36 | 6 | 11 | 0 | 12 | 0 | 0 | 7 | 36 | 0 | 2 | 2 | 0 | 1 | 2 | 7 |
| LEÓN | 33 | 1 | 11 | 5 | 2 | 1 | 6 | 7 | 33 | 0 | 3 | 0 | 0 | 0 | 4 | 7 |
| PALENCIA | 9 | 1 | 1 | 1 | 0 | 0 | 0 | 6 | 9 | 0 | 1 | 0 | 0 | 3 | 2 | 6 |
| SALAMANCA | 50 | 8 | 10 | 8 | 0 | 5 | 7 | 12 | 50 | 0 | 4 | 1 | 0 | 1 | 6 | 12 |
| SEGOVIA | 4 | 0 | 1 | 0 | 0 | 0 | 1 | 2 | 4 | 0 | 1 | 1 | 0 | 0 | 0 | 2 |
| SORIA | 0 | 0 | 0 | 0 | 0 | 0 | 0 | 0 | 0 | 0 | 0 | 0 | 0 | 0 | 0 | 0 |
| VALLADOLID | 64 | 27 | 10 | 1 | 16 | 0 | 2 | 8 | 64 | 0 | 2 | 1 | 0 | 5 | 0 | 8 |
| ZAMORA | 13 | 2 | 6 | 2 | 1 | 0 | 0 | 2 | 13 | 0 | 0 | 0 | 0 | 0 | 2 | 2 |
| CASTILLA-LA MANCHA | 245 | 89 | 68 | 1 | 12 | 29 | 0 | 50 | 249 | 0 | 11 | 4 | 3 | 18 | 14 | 50 |
| ALBACETE | 56 | 22 | 17 | 0 | 1 | 4 | 0 | 7 | 51 | 0 | 2 | 1 | 0 | 1 | 3 | 7 |
| CIUDAD REAL | 34 | 5 | 12 | 0 | 4 | 8 | 0 | 7 | 36 | 0 | 2 | 0 | 0 | 1 | 4 | 7 |
| CUENCA | 84 | 54 | 11 | 0 | 5 | 0 | 0 | 13 | 83 | 0 | 3 | 1 | 2 | 5 | 2 | 13 |
| GUADALAJARA | 22 | 2 | 9 | 0 | 1 | 4 | 0 | 6 | 22 | 0 | 1 | 0 | 0 | 3 | 2 | 6 |
| TOLEDO | 49 | 6 | 19 | 1 | 1 | 13 | 0 | 17 | 57 | 0 | 3 | 2 | 1 | 8 | 3 | 17 |

(Continúa al dorso)

| CC.AA. Y/O PROVINCIAS | ENTRADA REVISIONES | REVISIONES EFECTUADAS | | | | | | | CAUSAS DE EXTINCIÓN DEL DERECHO | | | | | | | |
|-----------------------------|-----------------------|-----------------------|-----------------------|----------------|------|-------------------------|----------------------------|----------------------|---------------------------------|------------|----------|--------|-------|---------------|-------|-------|
| | | Sin Modif. Cuantía | Con Modif. Cuantía | Suspensión PNC | | Compat. PNC Art. 147 | Recuperación Art. 144.1 | Extinción Derecho | TOTAL | Residencia | Personal | U.E.C. | Grado | Fallecimiento | Otras | TOTAL |
| | | | | Art. 144.1 | Pago | | | | | | | | | | | |
| CATALUNYA | 203 | 27 | 95 | 4 | 0 | 7 | 2 | 46 | 181 | 0 | 12 | 14 | 1 | 0 | 19 | 46 |
| BARCELONA | 130 | 17 | 79 | 3 | 0 | 5 | 2 | 33 | 139 | 0 | 10 | 12 | 1 | 0 | 10 | 33 |
| GIRONA | 30 | 1 | 3 | 1 | 0 | 0 | 0 | 4 | 9 | 0 | 2 | 0 | 0 | 0 | 2 | 4 |
| LLEIDA | 11 | 4 | 4 | 0 | 0 | 0 | 0 | 0 | 8 | 0 | 0 | 0 | 0 | 0 | 0 | 0 |
| TARRAGONA | 32 | 5 | 9 | 0 | 0 | 2 | 0 | 9 | 25 | 0 | 0 | 2 | 0 | 0 | 7 | 9 |
| COMUNIDAD VALENCIANA | 322 | 42 | 99 | 3 | 9 | 57 | 3 | 128 | 341 | 0 | 42 | 9 | 12 | 42 | 23 | 128 |
| ALICANTE | 100 | 10 | 27 | 2 | 2 | 17 | 1 | 41 | 100 | 0 | 21 | 2 | 0 | 18 | 0 | 41 |
| CASTELLÓN | 64 | 21 | 11 | 0 | 1 | 14 | 2 | 16 | 65 | 0 | 4 | 2 | 1 | 4 | 5 | 16 |
| VALENCIA | 158 | 11 | 61 | 1 | 6 | 26 | 0 | 71 | 176 | 0 | 17 | 5 | 11 | 20 | 18 | 71 |
| EXTREMADURA | 174 | 7 | 47 | 1 | 22 | 12 | 10 | 28 | 127 | 0 | 6 | 6 | 1 | 8 | 7 | 28 |
| BADAJOS | 128 | 6 | 34 | 1 | 15 | 9 | 5 | 18 | 88 | 0 | 5 | 5 | 0 | 4 | 4 | 18 |
| CÁCERES | 46 | 1 | 13 | 0 | 7 | 3 | 5 | 10 | 39 | 0 | 1 | 1 | 1 | 4 | 3 | 10 |
| GALICIA | 230 | 16 | 94 | 10 | 12 | 6 | 5 | 128 | 271 | 2 | 32 | 12 | 9 | 56 | 17 | 128 |
| A CORUÑA | 57 | 7 | 38 | 3 | 1 | 6 | 2 | 41 | 98 | 0 | 10 | 4 | 1 | 14 | 12 | 41 |
| LUGO | 43 | 3 | 18 | 4 | 2 | 0 | 1 | 15 | 43 | 0 | 6 | 0 | 1 | 3 | 5 | 15 |
| OURENSE | 16 | 0 | 8 | 2 | 0 | 0 | 0 | 6 | 16 | 0 | 1 | 1 | 0 | 4 | 0 | 6 |
| PONTEVEDRA | 114 | 6 | 30 | 1 | 9 | 0 | 2 | 66 | 114 | 2 | 15 | 7 | 7 | 35 | 0 | 66 |
| MADRID | 181 | 27 | 64 | 5 | 2 | 8 | 2 | 73 | 181 | 0 | 16 | 9 | 0 | 19 | 29 | 73 |
| MURCIA | 364 | 36 | 66 | 1 | 144 | 6 | 4 | 53 | 310 | 0 | 17 | 5 | 1 | 18 | 12 | 53 |
| NAVARRA | 22 | 0 | 8 | 4 | 0 | 3 | 2 | 5 | 22 | 0 | 3 | 0 | 0 | 1 | 1 | 5 |
| PAÍS VASCO | 23 | 0 | 0 | 5 | 6 | 0 | 2 | 10 | 23 | 0 | 1 | 1 | 0 | 7 | 1 | 10 |
| ÁLAVA | 0 | 0 | 0 | 0 | 0 | 0 | 0 | 0 | 0 | 0 | 0 | 0 | 0 | 0 | 0 | 0 |
| GUIPÚZCOA | 0 | 0 | 0 | 0 | 0 | 0 | 0 | 0 | 0 | 0 | 0 | 0 | 0 | 0 | 0 | 0 |
| VIZCAYA | 23 | 0 | 0 | 5 | 6 | 0 | 2 | 10 | 23 | 0 | 1 | 1 | 0 | 7 | 1 | 10 |
| LA RIOJA | 9 | 0 | 4 | 0 | 0 | 0 | 0 | 5 | 9 | 0 | 0 | 2 | 0 | 3 | 0 | 5 |
| CEUTA | 30 | 9 | 4 | 0 | 4 | 3 | 4 | 6 | 30 | 2 | 0 | 0 | 0 | 1 | 3 | 6 |
| MELILLA | 33 | 3 | 20 | 0 | 6 | 0 | 0 | 7 | 36 | 0 | 2 | 2 | 0 | 3 | 0 | 7 |

| | | | | | | | | | | | | | | | | |
|--------------|-------|-----|-----|-----|-----|-----|-----|-------|-------|---|-----|-----|----|-----|-----|-------|
| TOTAL ESTADO | 3.724 | 654 | 982 | 101 | 359 | 221 | 113 | 1.056 | 3.486 | 5 | 283 | 133 | 45 | 417 | 173 | 1.056 |
|--------------|-------|-----|-----|-----|-----|-----|-----|-------|-------|---|-----|-----|----|-----|-----|-------|

TOTAL PENSIONES NO CONTRIBUTIVAS
REVISIONES DE OFICIO E INSTANCIA DE PARTE
DATOS DE GESTIÓN CORRESPONDIENTES AL MES DE SETIEMBRE DE 2010

| CC.AA. Y/O PROVINCIAS | ENTRADA REVISIONES | REVISIONES EFECTUADAS | | | | | | | | CAUSAS DE EXTINCIÓN DEL DERECHO | | | | | | |
|-----------------------------|-----------------------|-----------------------|-----------------------|----------------|---------|-------------------------|----------------------------|----------------------|------------|---------------------------------|----------|--------|--------|---------------|--------|-----------|
| | | Sin Modif. Cuantía | Con Modif. Cuantía | Suspensión PNC | | Compat. PNC Art. 147 | Recuperación Art. 144.1 | Extinción Derecho | TOTAL | Residencia | Personal | U.E.C. | Grado | Fallecimiento | Otras | TOTAL |
| | | | | Art. 144.1 | Pago | | | | | | | | | | | |
| ANDALUCÍA | 1.745 | 349 | 338 | 40 | 37 | 52 | 48 | 733 | 1.597 | 0 | 221 | 108 | 10 | 357 | 37 | 733 |
| ALMERÍA | 50 | 1 | 14 | 0 | 3 | 1 | 0 | 31 | 50 | 0 | 12 | 0 | 0 | 15 | 4 | 31 |
| CÁDIZ | 227 | 9 | 46 | 9 | 2 | 13 | 7 | 148 | 234 | 0 | 45 | 8 | 1 | 78 | 16 | 148 |
| CÓRDOBA | 220 | 15 | 70 | 6 | 0 | 0 | 23 | 75 | 189 | 0 | 24 | 14 | 0 | 37 | 0 | 75 |
| GRANADA | 88 | 3 | 10 | 0 | 0 | 1 | 2 | 67 | 83 | 0 | 32 | 3 | 2 | 24 | 6 | 67 |
| HUELVA | 174 | 81 | 34 | 1 | 5 | 1 | 1 | 52 | 175 | 0 | 16 | 12 | 6 | 18 | 0 | 52 |
| JAÉN | 113 | 4 | 41 | 0 | 17 | 0 | 0 | 51 | 113 | 0 | 12 | 20 | 0 | 19 | 0 | 51 |
| MÁLAGA | 572 | 208 | 91 | 13 | 4 | 14 | 14 | 191 | 535 | 0 | 27 | 42 | 0 | 117 | 5 | 191 |
| SEVILLA | 301 | 28 | 32 | 11 | 6 | 22 | 1 | 118 | 218 | 0 | 53 | 9 | 1 | 49 | 6 | 118 |
| ARAGÓN | 112 | 7 | 20 | 4 | 4 | 3 | 3 | 66 | 107 | 0 | 27 | 4 | 2 | 17 | 16 | 66 |
| HUESCA | 26 | 0 | 3 | 0 | 0 | 1 | 1 | 16 | 21 | 0 | 8 | 2 | 0 | 5 | 1 | 16 |
| TERUEL | 16 | 0 | 1 | 0 | 0 | 0 | 2 | 13 | 16 | 0 | 3 | 1 | 0 | 3 | 6 | 13 |
| ZARAGOZA | 70 | 7 | 16 | 4 | 4 | 2 | 0 | 37 | 70 | 0 | 16 | 1 | 2 | 9 | 9 | 37 |
| ASTURIAS | 102 | 11 | 22 | 4 | 0 | 5 | 3 | 54 | 99 | 0 | 16 | 5 | 1 | 29 | 3 | 54 |
| ILLES BALEARS | 183 | 29 | 30 | 0 | 83 | 0 | 0 | 46 | 188 | 1 | 13 | 2 | 5 | 19 | 6 | 46 |
| CANARIAS | 450 | 75 | 86 | 0 | 39 | 14 | 0 | 150 | 364 | 1 | 48 | 7 | 0 | 85 | 9 | 150 |
| LAS PALMAS S.C. TENERIFE | 202 248 | 45 30 | 36 50 | 0 0 | 31 8 | 3 11 | 0 0 | 27 123 | 142 222 | 0 1 | 22 26 | 1 6 | 0 0 | 1 84 | 3 6 | 27 123 |
| CANTABRIA | 94 | 0 | 30 | 0 | 0 | 8 | 5 | 51 | 94 | 0 | 27 | 4 | 0 | 20 | 0 | 51 |
| CASTILLA Y LEÓN | 365 | 59 | 80 | 19 | 50 | 8 | 20 | 129 | 365 | 0 | 42 | 27 | 0 | 38 | 22 | 129 |
| ÁVILA | 29 | 2 | 8 | 2 | 2 | 2 | 4 | 9 | 29 | 0 | 4 | 1 | 0 | 3 | 1 | 9 |
| BURGOS | 46 | 6 | 13 | 0 | 12 | 0 | 0 | 15 | 46 | 0 | 4 | 3 | 0 | 6 | 2 | 15 |
| LEÓN | 45 | 1 | 14 | 5 | 2 | 1 | 6 | 16 | 45 | 0 | 9 | 2 | 0 | 0 | 5 | 16 |
| PALENCIA | 16 | 1 | 1 | 1 | 0 | 0 | 0 | 13 | 16 | 0 | 4 | 1 | 0 | 6 | 2 | 13 |
| SALAMANCA | 92 | 13 | 16 | 8 | 4 | 5 | 7 | 39 | 92 | 0 | 10 | 14 | 0 | 8 | 7 | 39 |
| SEGOVIA | 9 | 0 | 1 | 0 | 0 | 0 | 1 | 7 | 9 | 0 | 2 | 2 | 0 | 2 | 1 | 7 |
| SORIA | 2 | 0 | 0 | 0 | 0 | 0 | 0 | 2 | 2 | 0 | 1 | 0 | 0 | 1 | 0 | 2 |
| VALLADOLID | 101 | 33 | 18 | 1 | 27 | 0 | 2 | 20 | 101 | 0 | 6 | 2 | 0 | 12 | 0 | 20 |
| ZAMORA | 25 | 3 | 9 | 2 | 3 | 0 | 0 | 8 | 25 | 0 | 2 | 2 | 0 | 0 | 4 | 8 |
| CASTILLA-LA MANCHA | 398 | 134 | 102 | 1 | 12 | 29 | 0 | 144 | 422 | 0 | 40 | 10 | 3 | 70 | 21 | 144 |
| ALBACETE | 77 | 29 | 40 | 0 | 1 | 4 | 0 | 18 | 92 | 0 | 3 | 2 | 0 | 10 | 3 | 18 |
| CIUDAD REAL | 55 | 7 | 17 | 0 | 4 | 8 | 0 | 26 | 62 | 0 | 15 | 0 | 0 | 7 | 4 | 26 |
| CUENCA | 133 | 87 | 13 | 0 | 5 | 0 | 0 | 27 | 132 | 0 | 8 | 2 | 2 | 8 | 7 | 27 |
| GUADALAJARA | 29 | 3 | 9 | 0 | 1 | 4 | 0 | 13 | 30 | 0 | 2 | 0 | 0 | 7 | 4 | 13 |
| TOLEDO | 104 | 8 | 23 | 1 | 1 | 13 | 0 | 60 | 106 | 0 | 12 | 6 | 1 | 38 | 3 | 60 |

(Continúa al dorso)

| CC.AA. Y/O PROVINCIAS | ENTRADA REVISIONES | REVISIONES EFECTUADAS | | | | | | | | CAUSAS DE EXTINCIÓN DEL DERECHO | | | | | | |
|-----------------------------|-----------------------|-----------------------|-----------------------|----------------|------|-------------------------|----------------------------|----------------------|-------|---------------------------------|----------|--------|-------|---------------|-------|-------|
| | | Sin Modif. Cuantía | Con Modif. Cuantía | Suspensión PNC | | Compat. PNC Art. 147 | Recuperación Art. 144.1 | Extinción Derecho | TOTAL | Residencia | Personal | U.E.C. | Grado | Fallecimiento | Otras | TOTAL |
| | | | | Art. 144.1 | Pago | | | | | | | | | | | |
| CATALUNYA | 298 | 35 | 123 | 4 | 2 | 7 | 2 | 131 | 304 | 1 | 83 | 24 | 1 | 0 | 22 | 131 |
| BARCELONA | 202 | 24 | 101 | 3 | 0 | 5 | 2 | 96 | 231 | 1 | 61 | 21 | 1 | 0 | 12 | 96 |
| GIRONA | 36 | 2 | 4 | 1 | 0 | 0 | 0 | 10 | 17 | 0 | 7 | 1 | 0 | 0 | 2 | 10 |
| LLEIDA | 20 | 4 | 7 | 0 | 1 | 0 | 0 | 8 | 20 | 0 | 7 | 0 | 0 | 0 | 1 | 8 |
| TARRAGONA | 40 | 5 | 11 | 0 | 1 | 2 | 0 | 17 | 36 | 0 | 8 | 2 | 0 | 0 | 7 | 17 |
| COMUNIDAD VALENCIANA | 532 | 61 | 158 | 3 | 9 | 57 | 3 | 285 | 576 | 0 | 114 | 20 | 12 | 111 | 28 | 285 |
| ALICANTE | 177 | 15 | 43 | 2 | 2 | 17 | 1 | 97 | 177 | 0 | 50 | 2 | 0 | 45 | 0 | 97 |
| CASTELLÓN | 81 | 25 | 16 | 0 | 1 | 14 | 2 | 27 | 85 | 0 | 6 | 4 | 1 | 9 | 7 | 27 |
| VALENCIA | 274 | 21 | 99 | 1 | 6 | 26 | 0 | 161 | 314 | 0 | 58 | 14 | 11 | 57 | 21 | 161 |
| EXTREMADURA | 347 | 13 | 75 | 1 | 35 | 12 | 10 | 119 | 265 | 0 | 41 | 25 | 1 | 32 | 20 | 119 |
| BADAJOS | 246 | 10 | 47 | 1 | 26 | 9 | 5 | 84 | 182 | 0 | 28 | 24 | 0 | 17 | 15 | 84 |
| CÁCERES | 101 | 3 | 28 | 0 | 9 | 3 | 5 | 35 | 83 | 0 | 13 | 1 | 1 | 15 | 5 | 35 |
| GALICIA | 463 | 26 | 138 | 10 | 22 | 6 | 5 | 297 | 504 | 6 | 71 | 32 | 9 | 149 | 30 | 297 |
| A CORUÑA | 142 | 17 | 56 | 3 | 1 | 6 | 2 | 98 | 183 | 0 | 25 | 7 | 1 | 47 | 18 | 98 |
| LUGO | 66 | 3 | 21 | 4 | 5 | 0 | 1 | 32 | 66 | 0 | 10 | 1 | 1 | 9 | 11 | 32 |
| OURENSE | 44 | 0 | 14 | 2 | 4 | 0 | 0 | 24 | 44 | 3 | 4 | 5 | 0 | 12 | 0 | 24 |
| PONTEVEDRA | 211 | 6 | 47 | 1 | 12 | 0 | 2 | 143 | 211 | 3 | 32 | 19 | 7 | 81 | 1 | 143 |
| MADRID | 338 | 36 | 118 | 5 | 4 | 8 | 2 | 165 | 338 | 1 | 47 | 15 | 0 | 49 | 53 | 165 |
| MURCIA | 489 | 41 | 105 | 1 | 188 | 6 | 4 | 90 | 435 | 0 | 30 | 12 | 1 | 29 | 18 | 90 |
| NAVARRA | 52 | 0 | 17 | 4 | 0 | 3 | 2 | 26 | 52 | 0 | 10 | 8 | 0 | 6 | 2 | 26 |
| PAÍS VASCO | 35 | 0 | 5 | 5 | 6 | 0 | 2 | 17 | 35 | 0 | 3 | 2 | 0 | 11 | 1 | 17 |
| ÁLAVA | 0 | 0 | 0 | 0 | 0 | 0 | 0 | 0 | 0 | 0 | 0 | 0 | 0 | 0 | 0 | 0 |
| GUIPÚZCOA | 0 | 0 | 0 | 0 | 0 | 0 | 0 | 0 | 0 | 0 | 0 | 0 | 0 | 0 | 0 | 0 |
| VIZCAYA | 35 | 0 | 5 | 5 | 6 | 0 | 2 | 17 | 35 | 0 | 3 | 2 | 0 | 11 | 1 | 17 |
| LA RIOJA | 22 | 0 | 13 | 0 | 1 | 0 | 0 | 7 | 21 | 0 | 1 | 2 | 0 | 4 | 0 | 7 |
| CEUTA | 43 | 13 | 10 | 0 | 4 | 3 | 4 | 9 | 43 | 2 | 0 | 0 | 0 | 4 | 3 | 9 |
| MELILLA | 47 | 6 | 26 | 0 | 8 | 0 | 0 | 10 | 50 | 0 | 2 | 2 | 0 | 6 | 0 | 10 |

| | | | | | | | | | | | | | | | | |
|--------------|-------|-----|-------|-----|-----|-----|-----|-------|-------|----|-----|-----|----|-------|-----|-------|
| TOTAL ESTADO | 6.115 | 895 | 1.496 | 101 | 504 | 221 | 113 | 2.529 | 5.859 | 12 | 836 | 309 | 45 | 1.036 | 291 | 2.529 |
|--------------|-------|-----|-------|-----|-----|-----|-----|-------|-------|----|-----|-----|----|-------|-----|-------|

PENSIÓN NO CONTRIBUTIVA DE JUBILACIÓN
REVISIONES DE OFICIO E INSTANCIA DE PARTE
DATOS DE GESTIÓN ACUMULADA CORRESPONDIENTES AL AÑO 2010 HASTA SEPTIEMBRE

| CC.AA. Y/O PROVINCIAS | ENTRADA REVISIONES | REVISIONES EFECTUADAS | | | | | CAUSAS DE EXTINCIÓN DEL DERECHO | | | | | |
|-----------------------------|-----------------------|-----------------------|--------------|------------|--------------|--------------|---------------------------------|--------------|------------|---------------|------------|--------------|
| | | Sin Modif. | Con Modif. | Suspensión | Extinción | TOTAL | Residencia | Personal | U.E.C. | Fallecimiento | Otras | TOTAL |
| | | Cuantía | Cuantía | Pago | Derecho | | | | | | | |
| ANDALUCÍA | 7.142 | 1.252 | 2.068 | 166 | 3.511 | 6.997 | 11 | 1.201 | 642 | 1.458 | 199 | 3.511 |
| ALMERÍA | 236 | 11 | 37 | 9 | 179 | 236 | 2 | 69 | 3 | 88 | 17 | 179 |
| CÁDIZ | 816 | 30 | 112 | 31 | 605 | 778 | 0 | 221 | 50 | 266 | 68 | 605 |
| CÓRDOBA | 654 | 10 | 210 | 12 | 362 | 594 | 0 | 147 | 96 | 119 | 0 | 362 |
| GRANADA | 438 | 36 | 51 | 11 | 336 | 434 | 0 | 132 | 44 | 130 | 30 | 336 |
| HUELVA | 581 | 97 | 275 | 7 | 198 | 577 | 0 | 44 | 76 | 76 | 2 | 198 |
| JAÉN | 663 | 18 | 238 | 13 | 394 | 663 | 9 | 112 | 152 | 121 | 0 | 394 |
| MÁLAGA | 2.593 | 962 | 980 | 58 | 582 | 2.582 | 0 | 100 | 174 | 292 | 16 | 582 |
| SEVILLA | 1.161 | 88 | 165 | 25 | 855 | 1.133 | 0 | 376 | 47 | 366 | 66 | 855 |
| ARAGÓN | 576 | 39 | 91 | 10 | 432 | 572 | 1 | 142 | 34 | 197 | 58 | 432 |
| HUESCA | 137 | 0 | 17 | 4 | 112 | 133 | 0 | 43 | 6 | 56 | 7 | 112 |
| TERUEL | 72 | 1 | 14 | 0 | 57 | 72 | 1 | 15 | 5 | 21 | 15 | 57 |
| ZARAGOZA | 367 | 38 | 60 | 6 | 263 | 367 | 0 | 84 | 23 | 120 | 36 | 263 |
| ASTURIAS | 418 | 37 | 91 | 0 | 320 | 448 | 1 | 104 | 22 | 170 | 23 | 320 |
| ILLES BALEARS | 639 | 152 | 138 | 99 | 251 | 640 | 1 | 74 | 22 | 126 | 28 | 251 |
| CANARIAS | 1.489 | 229 | 349 | 115 | 922 | 1.615 | 6 | 282 | 23 | 563 | 48 | 922 |
| LAS PALMAS | 603 | 109 | 118 | 108 | 339 | 674 | 2 | 142 | 9 | 167 | 19 | 339 |
| S.C. TENERIFE | 886 | 120 | 231 | 7 | 583 | 941 | 4 | 140 | 14 | 396 | 29 | 583 |
| CANTABRIA | 209 | 1 | 44 | 6 | 158 | 209 | 1 | 62 | 11 | 83 | 1 | 158 |
| CASTILLA Y LEÓN | 1.742 | 455 | 433 | 50 | 804 | 1.742 | 1 | 316 | 183 | 253 | 51 | 804 |
| ÁVILA | 103 | 9 | 15 | 3 | 76 | 103 | 0 | 28 | 15 | 28 | 5 | 76 |
| BURGOS | 112 | 2 | 21 | 5 | 84 | 112 | 0 | 23 | 7 | 46 | 8 | 84 |
| LEÓN | 109 | 4 | 30 | 0 | 75 | 109 | 0 | 54 | 11 | 0 | 10 | 75 |
| PALENCIA | 374 | 245 | 33 | 3 | 93 | 374 | 0 | 23 | 30 | 40 | 0 | 93 |
| SALAMANCA | 251 | 22 | 43 | 5 | 181 | 251 | 0 | 71 | 44 | 63 | 3 | 181 |
| SEGOVIA | 32 | 0 | 6 | 0 | 26 | 32 | 0 | 11 | 4 | 9 | 2 | 26 |
| SORIA | 35 | 1 | 5 | 0 | 29 | 35 | 0 | 9 | 1 | 13 | 6 | 29 |
| VALLADOLID | 504 | 132 | 196 | 22 | 154 | 504 | 1 | 66 | 32 | 43 | 12 | 154 |
| ZAMORA | 222 | 40 | 84 | 12 | 86 | 222 | 0 | 31 | 39 | 11 | 5 | 86 |
| CASTILLA-LA MANCHA | 1.117 | 162 | 184 | 18 | 738 | 1.102 | 3 | 248 | 59 | 361 | 67 | 738 |
| ALBACETE | 262 | 44 | 60 | 1 | 160 | 265 | 2 | 50 | 7 | 81 | 20 | 160 |
| CIUDAD REAL | 291 | 23 | 49 | 3 | 209 | 284 | 0 | 72 | 16 | 112 | 9 | 209 |
| CUENCA | 139 | 47 | 17 | 1 | 74 | 139 | 0 | 25 | 7 | 22 | 20 | 74 |
| GUADALAJARA | 61 | 11 | 7 | 2 | 45 | 65 | 0 | 7 | 3 | 25 | 10 | 45 |
| TOLEDO | 364 | 37 | 51 | 11 | 250 | 349 | 1 | 94 | 26 | 121 | 8 | 250 |

(Continúa al dorso)

| CC.AA. Y/O PROVINCIAS | ENTRADA REVISIONES | REVISIONES EFECTUADAS | | | | | CAUSAS DE EXTINCIÓN DEL DERECHO | | | | | |
|-----------------------------|-----------------------|-----------------------|-----------------------|--------------------|----------------------|---------------|---------------------------------|--------------|--------------|---------------|--------------|---------------|
| | | Sin Modif. Cuantía | Con Modif. Cuantía | Suspensión Pago | Extinción Derecho | TOTAL | Residencia | Personal | U.E.C. | Fallecimiento | Otras | TOTAL |
| CATALUNYA | 1.328 | 105 | 312 | 32 | 817 | 1.266 | 3 | 575 | 66 | 0 | 173 | 817 |
| BARCELONA | 955 | 82 | 231 | 17 | 576 | 906 | 2 | 383 | 56 | 0 | 135 | 576 |
| GIRONA | 102 | 11 | 27 | 2 | 56 | 96 | 0 | 37 | 3 | 0 | 16 | 56 |
| LLEIDA | 117 | 6 | 19 | 5 | 89 | 119 | 1 | 78 | 3 | 0 | 7 | 89 |
| TARRAGONA | 154 | 6 | 35 | 8 | 96 | 145 | 0 | 77 | 4 | 0 | 15 | 96 |
| COMUNIDAD VALENCIANA | 1.926 | 154 | 368 | 38 | 1.460 | 2.020 | 0 | 656 | 139 | 642 | 23 | 1.460 |
| ALICANTE | 720 | 68 | 124 | 2 | 526 | 720 | 0 | 248 | 15 | 263 | 0 | 526 |
| CASTELLÓN | 174 | 5 | 30 | 19 | 126 | 180 | 0 | 32 | 39 | 47 | 8 | 126 |
| VALENCIA | 1.032 | 81 | 214 | 17 | 808 | 1.120 | 0 | 376 | 85 | 332 | 15 | 808 |
| EXTREMADURA | 1.315 | 42 | 279 | 127 | 799 | 1.247 | 1 | 288 | 127 | 290 | 93 | 799 |
| BADAJOS | 885 | 32 | 187 | 84 | 548 | 851 | 0 | 194 | 91 | 202 | 61 | 548 |
| CÁCERES | 430 | 10 | 92 | 43 | 251 | 396 | 1 | 94 | 36 | 88 | 32 | 251 |
| GALICIA | 2.161 | 149 | 532 | 73 | 1.669 | 2.423 | 32 | 513 | 127 | 828 | 169 | 1.669 |
| A CORUÑA | 1.140 | 128 | 303 | 4 | 705 | 1.140 | 6 | 233 | 39 | 340 | 87 | 705 |
| LUGO | 205 | 11 | 22 | 7 | 165 | 205 | 0 | 25 | 8 | 82 | 50 | 165 |
| OURENSE | 281 | 5 | 47 | 18 | 211 | 281 | 4 | 59 | 30 | 100 | 18 | 211 |
| PONTEVEDRA | 797 | 5 | 160 | 44 | 588 | 797 | 22 | 196 | 50 | 306 | 14 | 588 |
| MADRID | 1.993 | 110 | 600 | 60 | 1.192 | 1.962 | 21 | 296 | 225 | 508 | 142 | 1.192 |
| MURCIA | 746 | 37 | 218 | 54 | 437 | 746 | 1 | 137 | 74 | 178 | 47 | 437 |
| NAVARRA | 220 | 0 | 47 | 1 | 172 | 220 | 6 | 48 | 31 | 76 | 11 | 172 |
| PAÍS VASCO | 142 | 0 | 22 | 3 | 124 | 149 | 0 | 17 | 14 | 83 | 10 | 124 |
| ÁLAVA | 22 | 0 | 0 | 0 | 22 | 22 | 0 | 0 | 7 | 12 | 3 | 22 |
| GUIPÚZCOA | 0 | 0 | 0 | 0 | 0 | 0 | 0 | 0 | 0 | 0 | 0 | 0 |
| VIZCAYA | 127 | 0 | 22 | 3 | 102 | 127 | 0 | 17 | 7 | 71 | 7 | 102 |
| LA RIOJA | 94 | 0 | 24 | 5 | 64 | 93 | 0 | 31 | 9 | 23 | 1 | 64 |
| CEUTA | 132 | 38 | 49 | 15 | 44 | 146 | 0 | 8 | 8 | 25 | 3 | 44 |
| MELILLA | 110 | 4 | 66 | 6 | 34 | 110 | 1 | 6 | 1 | 25 | 1 | 34 |
| TOTAL ESTADO | 23.499 | 2.966 | 5.915 | 878 | 13.948 | 23.707 | 90 | 5.004 | 1.817 | 5.889 | 1.148 | 13.948 |

PENSIÓN NO CONTRIBUTIVA DE INVALIDEZ
REVISIONES DE OFICIO E INSTANCIA DE PARTE
DATOS DE GESTIÓN ACUMULADA CORRESPONDIENTES AL AÑO 2010 HASTA SEPTIEMBRE

| CC.AA. Y/O PROVINCIAS | ENTRADA REVISIONES | REVISIONES EFECTUADAS | | | | | | | | CAUSAS DE EXTINCIÓN DEL DERECHO | | | | | | |
|-----------------------------|-----------------------|-----------------------|-----------------------|----------------|------------|-------------------------|----------------------------|----------------------|--------------|---------------------------------|------------|------------|------------|---------------|------------|--------------|
| | | Sin Modif. Cuantía | Con Modif. Cuantía | Suspensión PNC | | Compat. PNC Art. 147 | Recuperación Art. 144.1 | Extinción Derecho | TOTAL | Residencia | Personal | U.E.C. | Grado | Fallecimiento | Otras | TOTAL |
| | | | | Art. 144.1 | Pago | | | | | | | | | | | |
| ANDALUCÍA | 9.193 | 2.735 | 2.390 | 395 | 268 | 347 | 307 | 2.403 | 8.845 | 14 | 628 | 382 | 128 | 1.071 | 180 | 2.403 |
| ALMERÍA | 325 | 32 | 84 | 9 | 17 | 5 | 5 | 173 | 325 | 0 | 78 | 1 | 3 | 65 | 26 | 173 |
| CÁDIZ | 1.083 | 59 | 291 | 99 | 37 | 101 | 64 | 456 | 1.107 | 0 | 122 | 45 | 10 | 211 | 68 | 456 |
| CÓRDOBA | 612 | 14 | 236 | 73 | 23 | 0 | 96 | 182 | 624 | 0 | 60 | 43 | 0 | 79 | 0 | 182 |
| GRANADA | 501 | 45 | 118 | 12 | 29 | 25 | 14 | 233 | 476 | 0 | 50 | 12 | 25 | 103 | 43 | 233 |
| HUELVA | 893 | 326 | 254 | 25 | 35 | 13 | 34 | 180 | 867 | 0 | 24 | 33 | 45 | 78 | 0 | 180 |
| JAÉN | 477 | 23 | 227 | 13 | 19 | 0 | 0 | 195 | 477 | 14 | 54 | 55 | 0 | 68 | 4 | 195 |
| MÁLAGA | 3.854 | 1.898 | 916 | 131 | 0 | 75 | 84 | 506 | 3.610 | 0 | 78 | 157 | 28 | 222 | 21 | 506 |
| SEVILLA | 1.448 | 338 | 264 | 33 | 108 | 128 | 10 | 478 | 1.359 | 0 | 162 | 36 | 17 | 245 | 18 | 478 |
| ARAGÓN | 531 | 72 | 127 | 27 | 27 | 43 | 10 | 224 | 530 | 0 | 36 | 17 | 7 | 85 | 79 | 224 |
| HUESCA | 93 | 0 | 26 | 6 | 3 | 7 | 1 | 48 | 91 | 0 | 10 | 4 | 2 | 16 | 16 | 48 |
| TERUEL | 43 | 2 | 8 | 0 | 3 | 3 | 2 | 24 | 42 | 0 | 3 | 3 | 0 | 9 | 9 | 24 |
| ZARAGOZA | 395 | 70 | 93 | 21 | 21 | 33 | 7 | 152 | 397 | 0 | 23 | 10 | 5 | 60 | 54 | 152 |
| ASTURIAS | 634 | 90 | 154 | 42 | 1 | 61 | 26 | 280 | 654 | 0 | 82 | 29 | 10 | 109 | 50 | 280 |
| ILLES BALEARS | 1.084 | 300 | 360 | 4 | 224 | 1 | 3 | 216 | 1.108 | 0 | 50 | 0 | 24 | 80 | 62 | 216 |
| CANARIAS | 3.254 | 765 | 749 | 0 | 312 | 227 | 0 | 870 | 2.923 | 15 | 240 | 47 | 29 | 444 | 95 | 870 |
| LAS PALMAS | 1.476 | 442 | 245 | 0 | 212 | 98 | 0 | 329 | 1.326 | 14 | 88 | 19 | 24 | 140 | 44 | 329 |
| S.C. TENERIFE | 1.778 | 323 | 504 | 0 | 100 | 129 | 0 | 541 | 1.597 | 1 | 152 | 28 | 5 | 304 | 51 | 541 |
| CANTABRIA | 368 | 0 | 140 | 7 | 18 | 17 | 18 | 168 | 368 | 0 | 74 | 13 | 10 | 70 | 1 | 168 |
| CASTILLA Y LEÓN | 2.351 | 712 | 522 | 173 | 132 | 107 | 164 | 573 | 2.383 | 5 | 169 | 74 | 19 | 132 | 174 | 573 |
| ÁVILA | 154 | 28 | 39 | 12 | 4 | 5 | 16 | 56 | 160 | 0 | 23 | 11 | 0 | 22 | 0 | 56 |
| BURGOS | 261 | 36 | 64 | 20 | 38 | 2 | 0 | 101 | 261 | 0 | 14 | 9 | 0 | 33 | 45 | 101 |
| LEÓN | 232 | 11 | 77 | 44 | 5 | 20 | 26 | 75 | 258 | 5 | 33 | 2 | 4 | 0 | 31 | 75 |
| PALENCIA | 505 | 380 | 20 | 12 | 23 | 4 | 11 | 53 | 503 | 0 | 17 | 2 | 0 | 21 | 13 | 53 |
| SALAMANCA | 435 | 58 | 115 | 50 | 0 | 61 | 56 | 95 | 435 | 0 | 22 | 9 | 12 | 18 | 34 | 95 |
| SEGOVIA | 34 | 2 | 11 | 1 | 1 | 1 | 2 | 16 | 34 | 0 | 7 | 1 | 1 | 2 | 5 | 16 |
| SORIA | 29 | 3 | 4 | 0 | 1 | 4 | 4 | 17 | 33 | 0 | 3 | 0 | 2 | 3 | 9 | 17 |
| VALLADOLID | 490 | 132 | 111 | 25 | 48 | 10 | 49 | 113 | 488 | 0 | 31 | 25 | 0 | 31 | 26 | 113 |
| ZAMORA | 211 | 62 | 81 | 9 | 12 | 0 | 0 | 47 | 211 | 0 | 19 | 15 | 0 | 2 | 11 | 47 |
| CASTILLA-LA MANCHA | 1.756 | 380 | 506 | 31 | 105 | 302 | 7 | 448 | 1.779 | 1 | 111 | 38 | 21 | 148 | 129 | 448 |
| ALBACETE | 443 | 95 | 145 | 7 | 26 | 73 | 2 | 100 | 448 | 0 | 30 | 5 | 0 | 30 | 35 | 100 |
| CIUDAD REAL | 384 | 59 | 113 | 8 | 29 | 72 | 2 | 112 | 395 | 0 | 26 | 12 | 4 | 39 | 31 | 112 |
| CUENCA | 398 | 139 | 109 | 5 | 17 | 63 | 3 | 61 | 397 | 1 | 15 | 8 | 5 | 17 | 15 | 61 |
| GUADALAJARA | 120 | 31 | 31 | 1 | 5 | 31 | 0 | 36 | 135 | 0 | 6 | 1 | 5 | 13 | 11 | 36 |
| TOLEDO | 411 | 56 | 108 | 10 | 28 | 63 | 0 | 139 | 404 | 0 | 34 | 12 | 7 | 49 | 37 | 139 |

(Continúa al dorso)

| CC.AA. Y/O PROVINCIAS | ENTRADA REVISIONES | REVISIONES EFECTUADAS | | | | | | | CAUSAS DE EXTINCIÓN DEL DERECHO | | | | | | | |
|-----------------------------|-----------------------|-----------------------|-----------------------|----------------|--------------|-------------------------|----------------------------|----------------------|---------------------------------|------------|--------------|--------------|------------|---------------|--------------|---------------|
| | | Sin Modif. Cuantía | Con Modif. Cuantía | Suspensión PNC | | Compat. PNC Art. 147 | Recuperación Art. 144.1 | Extinción Derecho | TOTAL | Residencia | Personal | U.E.C. | Grado | Fallecimiento | Otras | TOTAL |
| | | | | Art. 144.1 | Pago | | | | | | | | | | | |
| CATALUNYA | 2.479 | 407 | 833 | 82 | 0 | 124 | 59 | 820 | 2.325 | 3 | 242 | 115 | 23 | 0 | 437 | 820 |
| BARCELONA | 1.722 | 240 | 599 | 54 | 0 | 82 | 36 | 586 | 1.597 | 1 | 193 | 83 | 16 | 0 | 293 | 586 |
| GIRONA | 165 | 32 | 46 | 4 | 0 | 8 | 3 | 49 | 142 | 0 | 14 | 3 | 1 | 0 | 31 | 49 |
| LLEIDA | 155 | 39 | 64 | 8 | 0 | 8 | 5 | 33 | 157 | 0 | 8 | 7 | 0 | 0 | 18 | 33 |
| TARRAGONA | 437 | 96 | 124 | 16 | 0 | 26 | 15 | 152 | 429 | 2 | 27 | 22 | 6 | 0 | 95 | 152 |
| COMUNIDAD VALENCIANA | 2.712 | 209 | 796 | 53 | 178 | 274 | 59 | 1.248 | 2.817 | 1 | 372 | 99 | 151 | 473 | 152 | 1.248 |
| ALICANTE | 620 | 48 | 150 | 13 | 14 | 45 | 39 | 311 | 620 | 0 | 150 | 5 | 6 | 150 | 0 | 311 |
| CASTELLÓN | 447 | 23 | 118 | 8 | 49 | 68 | 18 | 166 | 450 | 1 | 34 | 36 | 11 | 50 | 34 | 166 |
| VALENCIA | 1.645 | 138 | 528 | 32 | 115 | 161 | 2 | 771 | 1.747 | 0 | 188 | 58 | 134 | 273 | 118 | 771 |
| EXTREMADURA | 1.310 | 119 | 475 | 25 | 200 | 112 | 11 | 359 | 1.301 | 1 | 73 | 71 | 6 | 109 | 99 | 359 |
| BADAJOS | 963 | 94 | 352 | 19 | 147 | 88 | 6 | 238 | 944 | 1 | 50 | 47 | 3 | 68 | 69 | 238 |
| CÁCERES | 347 | 25 | 123 | 6 | 53 | 24 | 5 | 121 | 357 | 0 | 23 | 24 | 3 | 41 | 30 | 121 |
| GALICIA | 2.830 | 276 | 897 | 99 | 105 | 130 | 57 | 1.307 | 2.871 | 18 | 400 | 102 | 33 | 471 | 283 | 1.307 |
| A CORUÑA | 1.248 | 166 | 410 | 39 | 15 | 127 | 27 | 505 | 1.289 | 8 | 150 | 33 | 11 | 172 | 131 | 505 |
| LUGO | 311 | 42 | 78 | 23 | 9 | 2 | 8 | 149 | 311 | 0 | 16 | 2 | 1 | 47 | 83 | 149 |
| OURENSE | 392 | 59 | 121 | 21 | 4 | 1 | 1 | 185 | 392 | 0 | 38 | 28 | 2 | 83 | 34 | 185 |
| PONTEVEDRA | 879 | 9 | 288 | 16 | 77 | 0 | 21 | 468 | 879 | 10 | 196 | 39 | 19 | 169 | 35 | 468 |
| MADRID | 1.879 | 179 | 594 | 65 | 78 | 48 | 28 | 823 | 1.815 | 13 | 163 | 191 | 8 | 267 | 181 | 823 |
| MURCIA | 1.731 | 203 | 435 | 19 | 183 | 30 | 21 | 607 | 1.498 | 2 | 135 | 87 | 32 | 215 | 136 | 607 |
| NAVARRA | 118 | 0 | 37 | 7 | 9 | 3 | 12 | 50 | 118 | 0 | 22 | 3 | 0 | 18 | 7 | 50 |
| PAÍS VASCO | 227 | 0 | 31 | 15 | 29 | 0 | 13 | 142 | 230 | 4 | 17 | 10 | 3 | 64 | 44 | 142 |
| ÁLAVA | 17 | 0 | 0 | 0 | 0 | 0 | 0 | 20 | 20 | 4 | 2 | 5 | 0 | 5 | 4 | 20 |
| GUIPÚZCOA | 0 | 0 | 0 | 0 | 0 | 0 | 0 | 0 | 0 | 0 | 0 | 0 | 0 | 0 | 0 | 0 |
| VIZCAYA | 210 | 0 | 31 | 15 | 29 | 0 | 13 | 122 | 210 | 0 | 15 | 5 | 3 | 59 | 40 | 122 |
| LA RIOJA | 119 | 5 | 48 | 7 | 3 | 3 | 4 | 49 | 119 | 0 | 19 | 6 | 2 | 16 | 6 | 49 |
| CEUTA | 360 | 70 | 105 | 22 | 40 | 20 | 30 | 64 | 351 | 2 | 11 | 15 | 0 | 25 | 11 | 64 |
| MELILLA | 468 | 44 | 266 | 0 | 127 | 3 | 0 | 56 | 496 | 0 | 10 | 13 | 0 | 26 | 7 | 56 |
| TOTAL ESTADO | 33.404 | 6.566 | 9.465 | 1.073 | 2.039 | 1.852 | 829 | 10.707 | 32.531 | 79 | 2.854 | 1.312 | 506 | 3.823 | 2.133 | 10.707 |

TOTAL PENSIONES NO CONTRIBUTIVAS
REVISIONES DE OFICIO E INSTANCIA DE PARTE
DATOS DE GESTIÓN ACUMULADA CORRESPONDIENTES AL AÑO 2010 HASTA SEPTIEMBRE

| CC.AA. Y/O PROVINCIAS | ENTRADA REVISIONES | REVISIONES EFECTUADAS | | | | | | | | CAUSAS DE EXTINCIÓN DEL DERECHO | | | | | | |
|-----------------------------|-----------------------|-----------------------|-----------------------|----------------|------------|-------------------------|----------------------------|----------------------|---------------|---------------------------------|--------------|--------------|------------|---------------|------------|--------------|
| | | Sin Modif. Cuantía | Con Modif. Cuantía | Suspensión PNC | | Compat. PNC Art. 147 | Recuperación Art. 144.1 | Extinción Derecho | TOTAL | Residencia | Personal | U.E.C. | Grado | Fallecimiento | Otras | TOTAL |
| | | | | Art. 144.1 | Pago | | | | | | | | | | | |
| ANDALUCÍA | 16.335 | 3.987 | 4.458 | 395 | 434 | 347 | 307 | 5.914 | 15.842 | 25 | 1.829 | 1.024 | 128 | 2.529 | 379 | 5.914 |
| ALMERÍA | 561 | 43 | 121 | 9 | 26 | 5 | 5 | 352 | 561 | 2 | 147 | 4 | 3 | 153 | 43 | 352 |
| CÁDIZ | 1.899 | 89 | 403 | 99 | 68 | 101 | 64 | 1.061 | 1.885 | 0 | 343 | 95 | 10 | 477 | 136 | 1.061 |
| CÓRDOBA | 1.266 | 24 | 446 | 73 | 35 | 0 | 96 | 544 | 1.218 | 0 | 207 | 139 | 0 | 198 | 0 | 544 |
| GRANADA | 939 | 81 | 169 | 12 | 40 | 25 | 14 | 569 | 910 | 0 | 182 | 56 | 25 | 233 | 73 | 569 |
| HUELVA | 1.474 | 423 | 529 | 25 | 42 | 13 | 34 | 378 | 1.444 | 0 | 68 | 109 | 45 | 154 | 2 | 378 |
| JAÉN | 1.140 | 41 | 465 | 13 | 32 | 0 | 0 | 589 | 1.140 | 23 | 166 | 207 | 0 | 189 | 4 | 589 |
| MÁLAGA | 6.447 | 2.860 | 1.896 | 131 | 58 | 75 | 84 | 1.088 | 6.192 | 0 | 178 | 331 | 28 | 514 | 37 | 1.088 |
| SEVILLA | 2.609 | 426 | 429 | 33 | 133 | 128 | 10 | 1.333 | 2.492 | 0 | 538 | 83 | 17 | 611 | 84 | 1.333 |
| ARAGÓN | 1.107 | 111 | 218 | 27 | 37 | 43 | 10 | 656 | 1.102 | 1 | 178 | 51 | 7 | 282 | 137 | 656 |
| HUESCA | 230 | 0 | 43 | 6 | 7 | 7 | 1 | 160 | 224 | 0 | 53 | 10 | 2 | 72 | 23 | 160 |
| TERUEL | 115 | 3 | 22 | 0 | 3 | 3 | 2 | 81 | 114 | 1 | 18 | 8 | 0 | 30 | 24 | 81 |
| ZARAGOZA | 762 | 108 | 153 | 21 | 27 | 33 | 7 | 415 | 764 | 0 | 107 | 33 | 5 | 180 | 90 | 415 |
| ASTURIAS | 1.052 | 127 | 245 | 42 | 1 | 61 | 26 | 600 | 1.102 | 1 | 186 | 51 | 10 | 279 | 73 | 600 |
| ILLES BALEARS | 1.723 | 452 | 498 | 4 | 323 | 1 | 3 | 467 | 1.748 | 1 | 124 | 22 | 24 | 206 | 90 | 467 |
| CANARIAS | 4.743 | 994 | 1.098 | 0 | 427 | 227 | 0 | 1.792 | 4.538 | 21 | 522 | 70 | 29 | 1.007 | 143 | 1.792 |
| LAS PALMAS | 2.079 | 551 | 363 | 0 | 320 | 98 | 0 | 668 | 2.000 | 16 | 230 | 28 | 24 | 307 | 63 | 668 |
| S.C. TENERIFE | 2.664 | 443 | 735 | 0 | 107 | 129 | 0 | 1.124 | 2.538 | 5 | 292 | 42 | 5 | 700 | 80 | 1.124 |
| CANTABRIA | 577 | 1 | 184 | 7 | 24 | 17 | 18 | 326 | 577 | 1 | 136 | 24 | 10 | 153 | 2 | 326 |
| CASTILLA Y LEÓN | 4.093 | 1.167 | 955 | 173 | 182 | 107 | 164 | 1.377 | 4.125 | 6 | 485 | 257 | 19 | 385 | 225 | 1.377 |
| ÁVILA | 257 | 37 | 54 | 12 | 7 | 5 | 16 | 132 | 263 | 0 | 51 | 26 | 0 | 50 | 5 | 132 |
| BURGOS | 373 | 38 | 85 | 20 | 43 | 2 | 0 | 185 | 373 | 0 | 37 | 16 | 0 | 79 | 53 | 185 |
| LEÓN | 341 | 15 | 107 | 44 | 5 | 20 | 26 | 150 | 367 | 5 | 87 | 13 | 4 | 0 | 41 | 150 |
| PALENCIA | 879 | 625 | 53 | 12 | 26 | 4 | 11 | 146 | 877 | 0 | 40 | 32 | 0 | 61 | 13 | 146 |
| SALAMANCA | 686 | 80 | 158 | 50 | 5 | 61 | 56 | 276 | 686 | 0 | 93 | 53 | 12 | 81 | 37 | 276 |
| SEGOVIA | 66 | 2 | 17 | 1 | 1 | 1 | 2 | 42 | 66 | 0 | 18 | 5 | 1 | 11 | 7 | 42 |
| SORIA | 64 | 4 | 9 | 0 | 1 | 4 | 4 | 46 | 68 | 0 | 12 | 1 | 2 | 16 | 15 | 46 |
| VALLADOLID | 994 | 264 | 307 | 25 | 70 | 10 | 49 | 267 | 992 | 1 | 97 | 57 | 0 | 74 | 38 | 267 |
| ZAMORA | 433 | 102 | 165 | 9 | 24 | 0 | 0 | 133 | 433 | 0 | 50 | 54 | 0 | 13 | 16 | 133 |
| CASTILLA-LA MANCHA | 2.873 | 542 | 690 | 31 | 123 | 302 | 7 | 1.186 | 2.881 | 4 | 359 | 97 | 21 | 509 | 196 | 1.186 |
| ALBACETE | 705 | 139 | 205 | 7 | 27 | 73 | 2 | 260 | 713 | 2 | 80 | 12 | 0 | 111 | 55 | 260 |
| CIUDAD REAL | 675 | 82 | 162 | 8 | 32 | 72 | 2 | 321 | 679 | 0 | 98 | 28 | 4 | 151 | 40 | 321 |
| CUENCA | 537 | 186 | 126 | 5 | 18 | 63 | 3 | 135 | 536 | 1 | 40 | 15 | 5 | 39 | 35 | 135 |
| GUADALAJARA | 181 | 42 | 38 | 1 | 7 | 31 | 0 | 81 | 200 | 0 | 13 | 4 | 5 | 38 | 21 | 81 |
| TOLEDO | 775 | 93 | 159 | 10 | 39 | 63 | 0 | 389 | 753 | 1 | 128 | 38 | 7 | 170 | 45 | 389 |

(Continúa al dorso)

| CC.AA. Y/O PROVINCIAS | ENTRADA REVISIONES | REVISIONES EFECTUADAS | | | | | | | | CAUSAS DE EXTINCIÓN DEL DERECHO | | | | | | |
|-----------------------------|-----------------------|-----------------------|-----------------------|----------------|------|-------------------------|----------------------------|----------------------|-------|---------------------------------|----------|--------|-------|---------------|-------|-------|
| | | Sin Modif. Cuantía | Con Modif. Cuantía | Suspensión PNC | | Compat. PNC Art. 147 | Recuperación Art. 144.1 | Extinción Derecho | TOTAL | Residencia | Personal | U.E.C. | Grado | Fallecimiento | Otras | TOTAL |
| | | | | Art. 144.1 | Pago | | | | | | | | | | | |
| CATALUNYA | 3.807 | 512 | 1.145 | 82 | 32 | 124 | 59 | 1.637 | 3.591 | 6 | 817 | 181 | 23 | 0 | 610 | 1.637 |
| BARCELONA | 2.677 | 322 | 830 | 54 | 17 | 82 | 36 | 1.162 | 2.503 | 3 | 576 | 139 | 16 | 0 | 428 | 1.162 |
| GIRONA | 267 | 43 | 73 | 4 | 2 | 8 | 3 | 105 | 238 | 0 | 51 | 6 | 1 | 0 | 47 | 105 |
| LLEIDA | 272 | 45 | 83 | 8 | 5 | 8 | 5 | 122 | 276 | 1 | 86 | 10 | 0 | 0 | 25 | 122 |
| TARRAGONA | 591 | 102 | 159 | 16 | 8 | 26 | 15 | 248 | 574 | 2 | 104 | 26 | 6 | 0 | 110 | 248 |
| COMUNIDAD VALENCIANA | 4.638 | 363 | 1.164 | 53 | 216 | 274 | 59 | 2.708 | 4.837 | 1 | 1.028 | 238 | 151 | 1.115 | 175 | 2.708 |
| ALICANTE | 1.340 | 116 | 274 | 13 | 16 | 45 | 39 | 837 | 1.340 | 0 | 398 | 20 | 6 | 413 | 0 | 837 |
| CASTELLÓN | 621 | 28 | 148 | 8 | 68 | 68 | 18 | 292 | 630 | 1 | 66 | 75 | 11 | 97 | 42 | 292 |
| VALENCIA | 2.677 | 219 | 742 | 32 | 132 | 161 | 2 | 1.579 | 2.867 | 0 | 564 | 143 | 134 | 605 | 133 | 1.579 |
| EXTREMADURA | 2.625 | 161 | 754 | 25 | 327 | 112 | 11 | 1.158 | 2.548 | 2 | 361 | 198 | 6 | 399 | 192 | 1.158 |
| BADAJOS | 1.848 | 126 | 539 | 19 | 231 | 88 | 6 | 786 | 1.795 | 1 | 244 | 138 | 3 | 270 | 130 | 786 |
| CÁCERES | 777 | 35 | 215 | 6 | 96 | 24 | 5 | 372 | 753 | 1 | 117 | 60 | 3 | 129 | 62 | 372 |
| GALICIA | 4.991 | 425 | 1.429 | 99 | 178 | 130 | 57 | 2.976 | 5.294 | 50 | 913 | 229 | 33 | 1.299 | 452 | 2.976 |
| A CORUÑA | 2.388 | 294 | 713 | 39 | 19 | 127 | 27 | 1.210 | 2.429 | 14 | 383 | 72 | 11 | 512 | 218 | 1.210 |
| LUGO | 516 | 53 | 100 | 23 | 16 | 2 | 8 | 314 | 516 | 0 | 41 | 10 | 1 | 129 | 133 | 314 |
| OURENSE | 673 | 64 | 168 | 21 | 22 | 1 | 1 | 396 | 673 | 4 | 97 | 58 | 2 | 183 | 52 | 396 |
| PONTEVEDRA | 1.676 | 14 | 448 | 16 | 121 | 0 | 21 | 1.056 | 1.676 | 32 | 392 | 89 | 19 | 475 | 49 | 1.056 |
| MADRID | 3.872 | 289 | 1.194 | 65 | 138 | 48 | 28 | 2.015 | 3.777 | 34 | 459 | 416 | 8 | 775 | 323 | 2.015 |
| MURCIA | 2.477 | 240 | 653 | 19 | 237 | 30 | 21 | 1.044 | 2.244 | 3 | 272 | 161 | 32 | 393 | 183 | 1.044 |
| NAVARRA | 338 | 0 | 84 | 7 | 10 | 3 | 12 | 222 | 338 | 6 | 70 | 34 | 0 | 94 | 18 | 222 |
| PAÍS VASCO | 369 | 0 | 53 | 15 | 32 | 0 | 13 | 266 | 379 | 4 | 34 | 24 | 3 | 147 | 54 | 266 |
| ÁLAVA | 39 | 0 | 0 | 0 | 0 | 0 | 0 | 42 | 42 | 4 | 2 | 12 | 0 | 17 | 7 | 42 |
| GUIPÚZCOA | 0 | 0 | 0 | 0 | 0 | 0 | 0 | 0 | 0 | 0 | 0 | 0 | 0 | 0 | 0 | 0 |
| VIZCAYA | 337 | 0 | 53 | 15 | 32 | 0 | 13 | 224 | 337 | 0 | 32 | 12 | 3 | 130 | 47 | 224 |
| LA RIOJA | 213 | 5 | 72 | 7 | 8 | 3 | 4 | 113 | 212 | 0 | 50 | 15 | 2 | 39 | 7 | 113 |
| CEUTA | 492 | 108 | 154 | 22 | 55 | 20 | 30 | 108 | 497 | 2 | 19 | 23 | 0 | 50 | 14 | 108 |
| MELILLA | 578 | 48 | 332 | 0 | 133 | 3 | 0 | 90 | 606 | 1 | 16 | 14 | 0 | 51 | 8 | 90 |

| | | | | | | | | | | | | | | | | |
|--------------|--------|-------|--------|-------|-------|-------|-----|--------|--------|-----|-------|-------|-----|-------|-------|--------|
| TOTAL ESTADO | 56.903 | 9.532 | 15.380 | 1.073 | 2.917 | 1.852 | 829 | 24.655 | 56.238 | 169 | 7.858 | 3.129 | 506 | 9.712 | 3.281 | 24.655 |
|--------------|--------|-------|--------|-------|-------|-------|-----|--------|--------|-----|-------|-------|-----|-------|-------|--------|

2

PRESTACIONES SOCIALES Y ECONÓMICAS DE LA LISMI

INFORME DEL SEGUIMIENTO Y EVOLUCIÓN DE LA GESTIÓN DE LISMI

2.1 INTRODUCCIÓN

El seguimiento y evaluación de la gestión y pago de la nómina de las Prestaciones Sociales y Económicas de la LISMI, parte de la información facilitada por los distintos órganos gestores de las Comunidades Autónomas y por las Direcciones Territoriales del Imsero, y se articula como se detalla a continuación:

- Datos de gestión y de la nómina mensual.
- Datos de gestión y de la nómina del año 2010, comprendiendo la realizada hasta el mes de referencia.
- Datos sobre la nómina de pago y número de beneficiarios desde el año 2003.

La información que este apartado del informe suministra hace referencia a los siguientes aspectos:

- Nóminas: situación y evolución de los beneficiarios, del número de subsidios que disfrutaban y de sus importes mensuales. Todo ello teniendo en cuenta que una amplia mayoría de aquellos continúan siéndolo de uno o de los dos subsidios suprimidos por la Ley 26/1990 - Subsidios de Garantía de Ingresos Mínimos (SGIM) y por Ayuda de Tercera Persona (SATP) -, en aplicación de lo establecido en la Disposición Transitoria undécima de la Ley General de la Seguridad Social. Se ofrece también información sobre el número de personas que disfrutaban de Asistencia Sanitaria y Prestación Farmacéutica (ASPF), y sobre el movimiento de beneficiarios, con especial incidencia, en este caso, en el número de aquellos que han optado por alguna prestación no contributiva.
- Gestión en trámite inicial: recoge la situación y evolución de la gestión de cada una de las dos prestaciones vigentes tras la entrada en vigor de la Ley 26/1990, de 20 de diciembre: Subsidio de Movilidad y Compensación para Gastos de Transporte (SMGT) y Asistencia Sanitaria y Prestación Farmacéutica (ASPF).
- Gestión de las revisiones iniciadas de oficio o a instancia de parte respecto a todas las prestaciones LISMI.

2.2 SITUACIÓN Y EVOLUCIÓN DE LOS BENEFICIARIOS, NÚMERO DE PRESTACIONES E IMPORTES DE LAS NÓMINAS

La Ley 26/2009, de 23 de diciembre, de Presupuestos Generales del Estado para el año 2010 y el Real Decreto 2007/2009, de 23 de diciembre sobre revalorización de las pensiones del sistema de la Seguridad Social y de otras prestaciones públicas para el ejercicio 2010, establecen las cuantías vigentes para dicho año de los subsidios económicos de la LISMI, quedando fijadas en los importes mensuales siguientes:

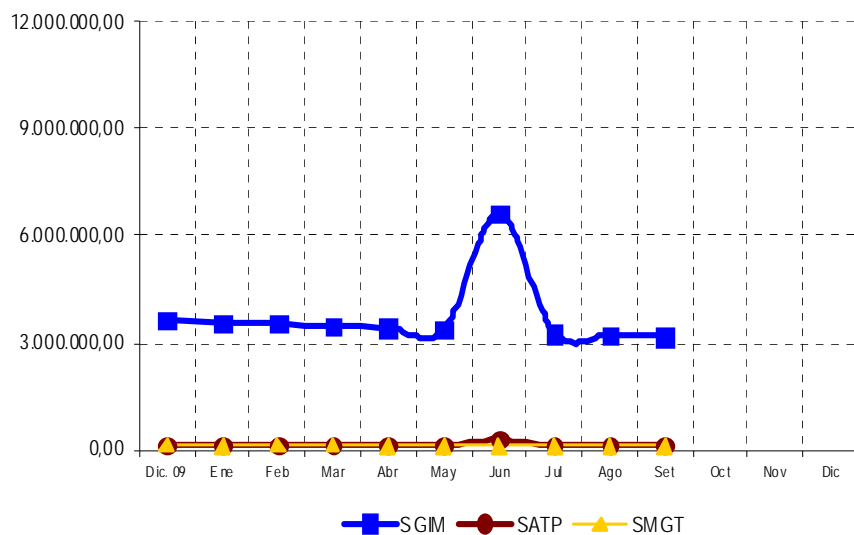
- Subsidio de Garantía de Ingresos Mínimos SGIM (14 pagas /año): 149,86 euros.
- Subsidio por Ayuda de Tercera Persona SATP (14 pagas /año): 58,45 euros.
- Subsidio de Movilidad y Compensación para Gastos de Transporte SMGT (12 pagas /año): 58,10 euros.

De acuerdo con la información facilitada por el Área de Informática del Imsero sobre los datos de nómina, así como por los órganos gestores de las Comunidades Autónomas de Navarra y del País Vasco, el número de beneficiarios distintos en el mes de septiembre asciende a 34.679 un 0,86% menos que en el mes anterior. El número total de prestaciones reconocidas asciende a 38.502 cifra ésta superior a la de beneficiarios distintos, ya que una misma persona puede tener reconocido el derecho a más de una prestación. Del total de prestaciones, 25.904 son de naturaleza económica, de las que el 82,31% corresponde al SGIM, el 9,38% al SATP y el 8,31% al SMGT. Por último, la prestación de ASPF la tenían reconocida un total de 12.598 personas, un 0,10% menos que en el mes anterior.

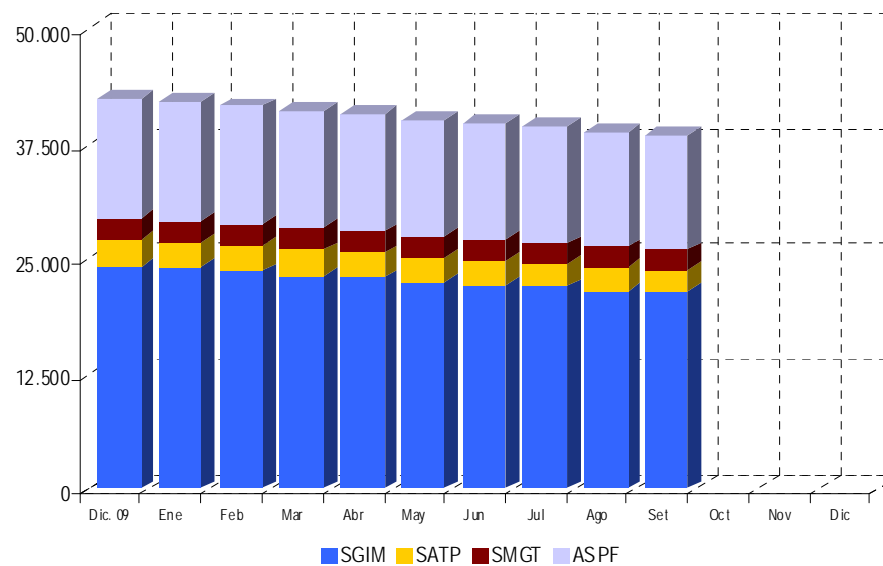
El siguiente cuadro refleja los datos básicos de la nómina señalados:

| NÓMINA DE SEPTIEMBRE | BENEFICIARIOS DISTINTOS | SGIM | SATP | SMGT | ASPF | TOTAL PRESTACIONES DE LA LISMI |
|----------------------|-------------------------|--------------|------------|------------|--------|--------------------------------|
| BENEFICIARIOS | 34.679 | 21.321 | 2.431 | 2.152 | 12.598 | 38.502 |
| IMPORTE | | 3.188.198,30 | 142.384,22 | 126.819,97 | | 3.457.402,49 |

Evolución importe nóminas mensuales



Evolución número prestaciones



El importe de la nómina del mes de septiembre, ha ascendido a un total de 3.457.402,49 euros, correspondiendo el 92,21% al SGIM.

Finalmente, y conforme a la información disponible, los datos sobre el perfil del beneficiario muestran un predominio de las mujeres sobre los hombres, si bien la superioridad femenina no se manifiesta, aunque por escaso margen, entre los titulares menores de 34 años. Esta mujer, cuya edad es superior a los 70 años, convive preferentemente integrada en una unidad familiar de la que depende económicamente y se encuentra afectada de una discapacidad de tipo físico.

2.3 SITUACIÓN Y EVOLUCIÓN DE LA GESTIÓN EN TRÁMITE INICIAL

Como se ha señalado en la introducción de este informe, el volumen de la gestión de las prestaciones LISMI se ha visto muy reducido tras la entrada en vigor de la Ley 26/1990, de 20 de diciembre, que suprimió los subsidios de garantía de ingresos mínimos y por ayuda de tercera persona. Los datos de gestión de solicitudes presentadas, resueltas, aprobadas e índice de reconocimiento de las dos prestaciones vigentes (SMGT y ASPF) se recogen en los anexos 58 a 61.

2.4 SEGUIMIENTO DE LA GESTIÓN DERIVADA DE LAS REVISIONES DE OFICIO E INSTANCIA DE PARTE

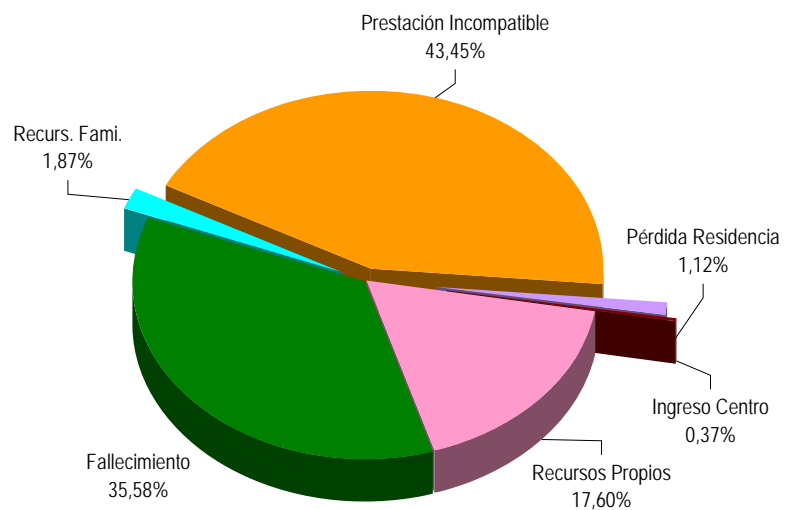
La revisión de oficio es iniciada por el órgano gestor cuando, como resultado de las medidas de control disponibles o implantadas, conoce cualquier dato o información que pueda producir o haya producido variación sobrevenida en los requisitos, y ello pueda dar lugar a la modificación de la cuantía, a la suspensión o a la extinción del derecho a la prestación, procediendo, en su caso, a la reclamación de cantidades indebidamente percibidas. Por otro lado, las de instancia de parte, se inician cuando el interesado, en cumplimiento de sus obligaciones, comunica al órgano gestor cualquier variación sobrevenida en su situación que pudiera tener incidencia en el derecho o en la cuantía reconocida de la prestación, siendo sus efectos resultantes idénticos a los indicados para las revisiones de oficio.

Los datos correspondientes al mes de septiembre, se refieren al detalle de las situaciones finales derivadas de los procesos de revisión, cuyas cifras se reflejan en los anexos 62 a 71. Del análisis de los mismos, es posible obtener las siguientes conclusiones:

- ✓ Se han emitido en el mes 318 resoluciones en las que se ha modificado la cuantía, se ha suspendido o se ha extinguido el derecho a alguna de las prestaciones, de las que el 83,65% se corresponde con el SGIM.
- ✓ Se ha modificado una cuantía del SGIM, motivada en ser su beneficiario, titular de una prestación pública de análoga naturaleza y finalidad y de inferior cuantía al referido subsidio.
- ✓ El número total de suspensiones efectuadas han sido 50, de las que 5 se motivan en el hecho de que el beneficiario de SGIM ha iniciado la realización de una actividad laboral.

- ✓ Se ha extinguido el derecho de 267 prestaciones, de las que el 82,77% corresponden al SGIM. El gráfico siguiente refleja los distintos motivos de extinción en el total de prestaciones. Las principales causas de pérdida del derecho se motivan en que el beneficiario es titular de prestación de análoga naturaleza y finalidad y de superior cuantía, en que éste ha fallecido, así como en que dispone de recursos propios superiores al límite legal establecido, teniendo el resto de causas una presencia minoritaria.

Causas de Extinción prestaciones LISMI



ANEXOS LISMI

2a NÚMERO DE BENEFICIARIOS, PRESTACIONES E IMPORTES DE LAS NÓMINAS

**PRESTACIONES DEL REAL DECRETO 383/1984, DE 1 DE FEBRERO (LISMI)
EVOLUCIÓN DE LOS BENEFICIARIOS E IMPORTES DE LAS NÓMINAS**

**TOTAL ESTADO
CON NAVARRA Y EL PAÍS VASCO**

| MENSUALIDADES | NUMERO DE BENEFICIARIOS DISTINTOS | SGIM | | SATP | | SMGT | | TOTAL | | ASPF |
|-----------------------|-----------------------------------|------------------------|----------------------|------------------------|---------------------|------------------------|---------------------|------------------------|----------------------|------------------------|
| | | NÚMERO DE PRESTACIONES | IMPORTE BRUTO | NÚMERO DE PRESTACIONES | IMPORTE BRUTO | NÚMERO DE PRESTACIONES | IMPORTE BRUTO | NÚMERO DE PRESTACIONES | IMPORTE BRUTO | NÚMERO DE PRESTACIONES |
| AÑO 2003 | 77.305 | 54.992 | 122.025.853,90 | 7.987 | 7.109.721,71 | 5.252 | 2.910.647,03 | 68.231 | 132.046.222,64 | 20.405 |
| AÑO 2004 | 69.234 | 48.044 | 107.070.702,66 | 6.727 | 5.956.173,51 | 4.643 | 2.618.298,30 | 59.414 | 115.645.174,47 | 19.277 |
| AÑO 2005 | 60.292 | 42.277 | 93.651.885,82 | 5.596 | 4.991.152,49 | 4.093 | 2.459.884,42 | 51.966 | 101.102.922,73 | 16.496 |
| AÑO 2006 | 53.462 | 37.000 | 82.133.134,86 | 4.665 | 4.151.557,82 | 3.579 | 2.257.471,70 | 45.244 | 88.542.164,38 | 15.140 |
| AÑO 2007 | 47.565 | 32.013 | 71.353.070,05 | 3.878 | 3.452.706,96 | 3.105 | 2.013.828,03 | 38.996 | 76.819.605,04 | 14.381 |
| AÑO 2008 | 42.775 | 27.749 | 62.041.066,85 | 3.267 | 2.885.373,15 | 2.722 | 2.022.455,77 | 33.738 | 66.948.895,77 | 14.007 |
| AÑO 2009 | 38.081 | 24.210 | 53.742.715,72 | 2.794 | 2.458.214,86 | 2.370 | 1.762.449,39 | 29.374 | 57.963.379,97 | 12.997 |
| AÑO 2010 | | | | | | | | | | |
| ENERO 1) | 37.764 | 23.962 | 3.589.621,41 | 2.768 | 162.210,41 | 2.351 | 137.436,67 | 29.081 | 3.889.268,49 | 12.929 |
| FEBRERO | 37.328 | 23.611 | 3.530.509,44 | 2.725 | 159.568,51 | 2.334 | 138.313,91 | 28.670 | 3.828.391,86 | 12.851 |
| MARZO | 36.911 | 23.250 | 3.485.469,56 | 2.698 | 158.224,16 | 2.337 | 140.370,85 | 28.285 | 3.784.064,57 | 12.786 |
| ABRIL | 36.497 | 22.932 | 3.430.311,28 | 2.658 | 156.587,56 | 2.308 | 135.531,37 | 27.898 | 3.722.430,21 | 12.705 |
| MAYO | 36.068 | 22.545 | 3.373.227,12 | 2.610 | 153.080,56 | 2.293 | 136.634,07 | 27.448 | 3.662.941,75 | 12.673 |
| JUNIO * | 35.696 | 22.220 | 6.634.347,74 | 2.558 | 299.030,25 | 2.250 | 132.281,37 | 27.028 | 7.065.659,36 | 12.652 |
| JULIO | 35.338 | 21.901 | 3.271.762,58 | 2.517 | 147.118,68 | 2.219 | 131.526,07 | 26.637 | 3.550.407,33 | 12.639 |
| AGOSTO | 34.980 | 21.575 | 3.222.051,09 | 2.470 | 144.605,33 | 2.195 | 127.865,77 | 26.240 | 3.494.522,19 | 12.611 |
| SEPTIEMBRE | 34.679 | 21.321 | 3.188.198,30 | 2.431 | 142.384,22 | 2.152 | 126.819,97 | 25.904 | 3.457.402,49 | 12.598 |
| OCTUBRE | | | | | | | | | | |
| NOVIEMBRE * | | | | | | | | | | |
| DICIEMBRE | | | | | | | | | | |
| TOTAL AÑO 2010 | | | 33.725.498,52 | | 1.522.809,68 | | 1.206.780,05 | | 36.455.088,25 | |

* En SGIM y SATP, junto a la mensualidad se abona una paga extra

PRESTACIONES DEL REAL DECRETO 383/1984, DE 1 DE FEBRERO (LISMI)

BENEFICIARIOS E IMPORTE DE LA NÓMINA AÑO 2010

SETIEMBRE

| CC.AA. Y/O PROVINCIAS | NÚMERO DE BENEFICIARIOS DISTINTOS | SGIM | | SATP | | SMGT | | T O T A L | | ASPF |
|-----------------------------|---|---------------------------|------------------|---------------------------|------------------|---------------------------|------------------|---------------------------|------------------|---------------------------|
| | | NÚMERO DE PRESTACIONES | IMPORTE BRUTO | NÚMERO DE PRESTACIONES | IMPORTE BRUTO | NÚMERO DE PRESTACIONES | IMPORTE BRUTO | NÚMERO DE PRESTACIONES | IMPORTE BRUTO | NÚMERO DE PRESTACIONES |
| ANDALUCÍA | 5.883 | 4.825 | 724.913,77 | 629 | 36.940,40 | 275 | 16.093,70 | 5.729 | 777.947,87 | 1.088 |
| ALMERÍA | 1.315 | 1.138 | 169.660,21 | 112 | 6.546,40 | 67 | 3.892,70 | 1.317 | 180.099,31 | 173 |
| CÁDIZ | 525 | 378 | 57.722,65 | 78 | 4.676,00 | 59 | 3.486,00 | 515 | 65.884,65 | 125 |
| CÓRDOBA | 336 | 281 | 41.943,77 | 60 | 3.507,00 | 20 | 1.162,00 | 361 | 46.612,77 | 44 |
| GRANADA | 300 | 194 | 28.860,22 | 25 | 1.461,25 | 11 | 639,10 | 230 | 30.960,57 | 115 |
| HUELVA | 148 | 116 | 17.383,76 | 8 | 467,60 | 7 | 406,70 | 131 | 18.258,06 | 26 |
| JAÉN | 328 | 291 | 43.465,67 | 30 | 1.753,50 | 12 | 697,20 | 333 | 45.916,37 | 31 |
| MÁLAGA | 2.452 | 2.066 | 311.879,66 | 242 | 14.203,35 | 61 | 3.602,20 | 2.369 | 329.685,21 | 499 |
| SEVILLA | 479 | 361 | 53.997,83 | 74 | 4.325,30 | 38 | 2.207,80 | 473 | 60.530,93 | 75 |
| ARAGÓN | 881 | 548 | 81.841,77 | 68 | 3.974,60 | 59 | 3.427,90 | 675 | 89.244,27 | 309 |
| HUESCA | 125 | 89 | 13.337,54 | 14 | 818,30 | 3 | 174,30 | 106 | 14.330,14 | 35 |
| TERUEL | 71 | 45 | 6.663,23 | 6 | 350,70 | 8 | 464,80 | 59 | 7.478,73 | 17 |
| ZARAGOZA | 685 | 414 | 61.841,00 | 48 | 2.805,60 | 48 | 2.788,80 | 510 | 67.435,40 | 257 |
| ASTURIAS | 1.020 | 845 | 126.512,13 | 67 | 3.916,15 | 53 | 3.079,30 | 965 | 133.507,58 | 155 |
| ILLES BALEARS | 272 | 254 | 38.064,44 | 31 | 1.811,95 | 16 | 929,60 | 301 | 40.805,99 | 5 |
| CANARIAS | 334 | 168 | 25.176,48 | 53 | 3.097,85 | 50 | 2.905,00 | 271 | 31.179,33 | 127 |
| LAS PALMAS | 163 | 37 | 5.544,82 | 7 | 409,15 | 28 | 1.626,80 | 72 | 7.580,77 | 103 |
| S.C. TENERIFE | 171 | 131 | 19.631,66 | 46 | 2.688,70 | 22 | 1.278,20 | 199 | 23.598,56 | 24 |
| CANTABRIA | 719 | 300 | 44.958,00 | 66 | 3.857,70 | 55 | 3.195,50 | 421 | 52.011,20 | 373 |
| CASTILLA Y LEÓN | 4.224 | 2.027 | 303.435,00 | 312 | 18.294,85 | 121 | 7.030,10 | 2.460 | 328.759,95 | 2.151 |
| ÁVILA | 398 | 159 | 23.726,83 | 28 | 1.636,60 | 7 | 406,70 | 194 | 25.770,13 | 236 |
| BURGOS | 296 | 149 | 22.329,14 | 17 | 993,65 | 25 | 1.452,50 | 191 | 24.775,29 | 130 |
| LEÓN | 1.464 | 468 | 69.778,26 | 46 | 2.688,70 | 24 | 1.394,40 | 538 | 73.861,36 | 980 |
| PALENCIA | 265 | 150 | 22.928,58 | 19 | 1.110,55 | 16 | 929,60 | 185 | 24.968,73 | 106 |
| SALAMANCA | 885 | 332 | 49.553,31 | 66 | 3.916,15 | 18 | 1.045,80 | 416 | 54.515,26 | 565 |
| SEGOVIA | 164 | 145 | 21.628,87 | 38 | 2.221,10 | 4 | 232,40 | 187 | 24.082,37 | 20 |
| SORIA | 114 | 107 | 16.017,08 | 8 | 467,60 | 1 | 58,10 | 116 | 16.542,78 | 10 |
| VALLADOLID | 376 | 276 | 41.495,71 | 39 | 2.279,55 | 15 | 871,50 | 330 | 44.646,76 | 87 |
| ZAMORA | 262 | 241 | 35.977,22 | 51 | 2.980,95 | 11 | 639,10 | 303 | 39.597,27 | 17 |
| CASTILLA-LA MANCHA | 3.241 | 1.437 | 213.651,22 | 182 | 10.637,90 | 71 | 4.125,10 | 1.690 | 228.414,22 | 1.764 |
| ALBACETE | 730 | 356 | 52.158,14 | 44 | 2.571,80 | 22 | 1.278,20 | 422 | 56.008,14 | 350 |
| CIUDAD REAL | 930 | 187 | 28.023,82 | 28 | 1.636,60 | 5 | 290,50 | 220 | 29.950,92 | 744 |
| CUENCA | 545 | 270 | 40.458,19 | 33 | 1.928,85 | 24 | 1.394,40 | 327 | 43.781,44 | 265 |
| GUADALAJARA | 208 | 138 | 20.680,68 | 17 | 993,65 | 5 | 290,50 | 160 | 21.964,83 | 70 |
| TOLEDO | 828 | 486 | 72.330,39 | 60 | 3.507,00 | 15 | 871,50 | 561 | 76.708,89 | 335 |

(Continúa al dorso)

| CC.AA. Y/O PROVINCIAS | NÚMERO DE BENEFICIARIOS DISTINTOS | SGIM | | SATP | | SMGT | | T O T A L | | ASPF |
|-----------------------------|---|---------------------------|---------------------|---------------------------|-------------------|---------------------------|-------------------|---------------------------|---------------------|---------------------------|
| | | NÚMERO DE PRESTACIONES | IMPORTE BRUTO | NÚMERO DE PRESTACIONES | IMPORTE BRUTO | NÚMERO DE PRESTACIONES | IMPORTE BRUTO | NÚMERO DE PRESTACIONES | IMPORTE BRUTO | NÚMERO DE PRESTACIONES |
| CATALUNYA | 1.709 | 1.594 | 238.348,58 | 96 | 5.611,15 | 117 | 6.797,70 | 1.807 | 250.757,43 | 83 |
| BARCELONA | 1.145 | 1.071 | 160.161,52 | 46 | 2.688,70 | 77 | 4.473,70 | 1.194 | 167.323,92 | 46 |
| GIRONA | 145 | 139 | 20.720,88 | 11 | 642,90 | 8 | 464,80 | 158 | 21.828,58 | 8 |
| LLEIDA | 177 | 159 | 23.827,74 | 31 | 1.811,95 | 13 | 755,30 | 203 | 26.394,99 | 16 |
| TARRAGONA | 242 | 225 | 33.638,44 | 8 | 467,60 | 19 | 1.103,90 | 252 | 35.209,94 | 13 |
| COMUNIDAD VALENCIANA | 3.006 | 2.123 | 316.716,98 | 212 | 12.391,40 | 238 | 13.815,47 | 2.573 | 342.923,85 | 773 |
| ALICANTE | 1.760 | 1.318 | 196.415,29 | 49 | 2.864,05 | 123 | 7.133,97 | 1.490 | 206.413,31 | 418 |
| CASTELLÓN | 264 | 231 | 34.364,64 | 23 | 1.344,35 | 19 | 1.103,90 | 273 | 36.812,89 | 19 |
| VALENCIA | 982 | 574 | 85.937,05 | 140 | 8.183,00 | 96 | 5.577,60 | 810 | 99.697,65 | 336 |
| EXTREMADURA | 2.945 | 1.304 | 194.655,67 | 139 | 8.124,55 | 177 | 10.283,70 | 1.620 | 213.063,92 | 1.518 |
| BADAJOZ | 2.172 | 655 | 98.047,36 | 69 | 4.033,05 | 109 | 6.332,90 | 833 | 108.413,31 | 1.448 |
| CÁCERES | 773 | 649 | 96.608,31 | 70 | 4.091,50 | 68 | 3.950,80 | 787 | 104.650,61 | 70 |
| GALICIA | 1.564 | 825 | 122.903,78 | 129 | 7.540,05 | 143 | 8.308,30 | 1.097 | 138.752,13 | 682 |
| A CORUÑA | 549 | 321 | 47.809,95 | 60 | 3.507,00 | 106 | 6.158,60 | 487 | 57.475,55 | 145 |
| LUGO | 105 | 44 | 6.470,35 | 10 | 584,50 | 23 | 1.336,30 | 77 | 8.391,15 | 46 |
| OURENSE | 334 | 91 | 13.575,96 | 7 | 409,15 | 2 | 116,20 | 100 | 14.101,31 | 242 |
| PONTEVEDRA | 576 | 369 | 55.047,52 | 52 | 3.039,40 | 12 | 697,20 | 433 | 58.784,12 | 249 |
| MADRID | 2.964 | 1.284 | 192.138,65 | 176 | 10.287,20 | 173 | 10.051,30 | 1.633 | 212.477,15 | 1.672 |
| MURCIA | 4.258 | 2.725 | 405.020,25 | 131 | 7.656,95 | 170 | 9.877,00 | 3.026 | 422.554,20 | 1.449 |
| NAVARRA | 231 | 192 | 28.790,93 | 40 | 2.396,52 | 14 | 813,40 | 246 | 32.000,85 | 23 |
| PAÍS VASCO | 553 | 492 | 73.824,13 | 56 | 3.273,20 | 27 | 1.684,90 | 575 | 78.782,23 | 271 |
| ÁLAVA | 64 | 62 | 9.441,18 | 12 | 701,40 | 2 | 116,20 | 76 | 10.258,78 | 44 |
| GUIPÚZCOA | 179 | 169 | 25.326,34 | 21 | 1.227,45 | 11 | 639,10 | 201 | 27.192,89 | 191 |
| VIZCAYA | 310 | 261 | 39.056,61 | 23 | 1.344,35 | 14 | 929,60 | 298 | 41.330,56 | 36 |
| LA RIOJA | 228 | 140 | 20.980,40 | 10 | 584,50 | 5 | 290,50 | 155 | 21.855,40 | 86 |
| CEUTA | 198 | 112 | 16.784,32 | 19 | 1.110,55 | 67 | 4.067,00 | 198 | 21.961,87 | 51 |
| MELILLA | 449 | 126 | 19.481,80 | 15 | 876,75 | 321 | 20.044,50 | 462 | 40.403,05 | 18 |
| TOTAL ESTADO | 34.679 | 21.321 | 3.188.198,30 | 2.431 | 142.384,22 | 2.152 | 126.819,97 | 25.904 | 3.457.402,49 | 12.598 |

2b PRESTACIONES LISMI: DATOS DE LA GESTIÓN MENSUAL Y ANUAL

PRESTACIONES DEL REAL DECRETO 383/1984, DE 1 DE JULIO (LISMI) DATOS DE GESTIÓN CORRESPONDIENTES AL MES DE SETIEMBRE DE 2010

| CC.AA. Y/O PROVINCIAS | SUBSIDIO DE MOVILIDAD Y COMPENSACIÓN PARA | | | | | | ASISTENCIA SANITARIA Y PRESTACIÓN FARMACÉUTICA | | | | | | TOTAL PRESTACIONES | | | | | |
|-----------------------------|---|---------------------------------|-------|---------------------|---|------------------|--|------------------------------|-------|---------------------|--------|------------------|--------------------|-----------|-------|---------------------|--------|------------------|
| | PTES. MES ANT. | GASTOS DE TRANSPORTE (S.M.G.T.) | | | | PTES. FIN MES | PTES. MES ANT. | PARA MINUSVÁLIDOS (A.S.P.F.) | | | | PTES. FIN MES | PTES. MES ANT. | L I S M I | | | | PTES. FIN MES |
| | | SOLC. | REST. | APRB. (nº y % C.R.) | | | | SOLC. | REST. | APRB. (nº y % C.R.) | | | | SOLC. | REST. | APRB. (nº y % C.R.) | | |
| ANDALUCÍA | 9 | 2 | 5 | 0 | - | 6 | 17 | 6 | 10 | 1 | 10,00 | 13 | 26 | 8 | 15 | 1 | 6,67 | 19 |
| ALMERÍA | 0 | 1 | 1 | 0 | - | 0 | 10 | 2 | 7 | 1 | 14,29 | 5 | 10 | 3 | 8 | 1 | 12,50 | 5 |
| CÁDIZ | 2 | 0 | 0 | 0 | - | 2 | 2 | 0 | 0 | 0 | - | 2 | 4 | 0 | 0 | 0 | - | 4 |
| CÓRDOBA | 1 | 0 | 1 | 0 | - | 0 | 1 | 0 | 1 | 0 | - | 0 | 2 | 0 | 2 | 0 | - | 0 |
| GRANADA | 0 | 0 | 0 | 0 | - | 0 | 0 | 2 | 1 | 0 | - | 1 | 0 | 2 | 1 | 0 | - | 1 |
| HUELVA | 1 | 0 | 0 | 0 | - | 1 | 1 | 0 | 0 | 0 | - | 1 | 2 | 0 | 0 | 0 | - | 2 |
| JAÉN | 0 | 1 | 0 | 0 | - | 1 | 0 | 1 | 0 | 0 | - | 1 | 0 | 2 | 0 | 0 | - | 2 |
| MÁLAGA | 3 | 0 | 3 | 0 | - | 0 | 2 | 1 | 1 | 0 | - | 2 | 5 | 1 | 4 | 0 | - | 2 |
| SEVILLA | 2 | 0 | 0 | 0 | - | 2 | 1 | 0 | 0 | 0 | - | 1 | 3 | 0 | 0 | 0 | - | 3 |
| ARAGÓN | 0 | 0 | 0 | 0 | - | 0 | 1 | 4 | 4 | 1 | 25,00 | 1 | 1 | 4 | 4 | 1 | 25,00 | 1 |
| HUESCA | 0 | 0 | 0 | 0 | - | 0 | 0 | 0 | 0 | 0 | - | 0 | 0 | 0 | 0 | 0 | - | 0 |
| TERUEL | 0 | 0 | 0 | 0 | - | 0 | 0 | 0 | 0 | 0 | - | 0 | 0 | 0 | 0 | 0 | - | 0 |
| ZARAGOZA | 0 | 0 | 0 | 0 | - | 0 | 1 | 4 | 4 | 1 | 25,00 | 1 | 1 | 4 | 4 | 1 | 25,00 | 1 |
| ASTURIAS | 3 | 0 | 0 | 0 | - | 3 | 3 | 5 | 3 | 2 | 66,67 | 5 | 6 | 5 | 3 | 2 | 66,67 | 8 |
| ILLES BALEARS | 0 | 0 | 0 | 0 | - | 0 | 0 | 0 | 0 | 0 | - | 0 | 0 | 0 | 0 | 0 | - | 0 |
| CANARIAS | 12 | 1 | 4 | 0 | - | 9 | 2 | 0 | 0 | 0 | - | 2 | 14 | 1 | 4 | 0 | - | 11 |
| LAS PALMAS | 8 | 1 | 2 | 0 | - | 7 | 0 | 0 | 0 | 0 | - | 0 | 8 | 1 | 2 | 0 | - | 7 |
| S.C. TENERIFE | 4 | 0 | 2 | 0 | - | 2 | 2 | 0 | 0 | 0 | - | 2 | 6 | 0 | 2 | 0 | - | 4 |
| CANTABRIA | 0 | 0 | 0 | 0 | - | 0 | 0 | 0 | 0 | 0 | - | 0 | 0 | 0 | 0 | 0 | - | 0 |
| CASTILLA Y LEÓN | 1 | 0 | 1 | 0 | - | 0 | 0 | 3 | 3 | 1 | 33,33 | 0 | 1 | 3 | 4 | 1 | 25,00 | 0 |
| ÁVILA | 0 | 0 | 0 | 0 | - | 0 | 0 | 0 | 0 | 0 | - | 0 | 0 | 0 | 0 | 0 | - | 0 |
| BURGOS | 0 | 0 | 0 | 0 | - | 0 | 0 | 0 | 0 | 0 | - | 0 | 0 | 0 | 0 | 0 | - | 0 |
| LEÓN | 1 | 0 | 1 | 0 | - | 0 | 0 | 0 | 0 | 0 | - | 0 | 1 | 0 | 1 | 0 | - | 0 |
| PALENCIA | 0 | 0 | 0 | 0 | - | 0 | 0 | 1 | 1 | 1 | 100,00 | 0 | 0 | 1 | 1 | 1 | 100,00 | 0 |
| SALAMANCA | 0 | 0 | 0 | 0 | - | 0 | 0 | 2 | 2 | 0 | - | 0 | 0 | 2 | 2 | 0 | - | 0 |
| SEGOVIA | 0 | 0 | 0 | 0 | - | 0 | 0 | 0 | 0 | 0 | - | 0 | 0 | 0 | 0 | 0 | - | 0 |
| SORIA | 0 | 0 | 0 | 0 | - | 0 | 0 | 0 | 0 | 0 | - | 0 | 0 | 0 | 0 | 0 | - | 0 |
| VALLADOLID | 0 | 0 | 0 | 0 | - | 0 | 0 | 0 | 0 | 0 | - | 0 | 0 | 0 | 0 | 0 | - | 0 |
| ZAMORA | 0 | 0 | 0 | 0 | - | 0 | 0 | 0 | 0 | 0 | - | 0 | 0 | 0 | 0 | 0 | - | 0 |
| CASTILLA-LA MANCHA | 0 | 0 | 0 | 0 | - | 0 | 0 | 0 | 0 | 0 | - | 0 | 0 | 0 | 0 | 0 | - | 0 |
| ALBACETE | 0 | 0 | 0 | 0 | - | 0 | 0 | 0 | 0 | 0 | - | 0 | 0 | 0 | 0 | 0 | - | 0 |
| CIUDAD REAL | 0 | 0 | 0 | 0 | - | 0 | 0 | 0 | 0 | 0 | - | 0 | 0 | 0 | 0 | 0 | - | 0 |
| CUENCA | 0 | 0 | 0 | 0 | - | 0 | 0 | 0 | 0 | 0 | - | 0 | 0 | 0 | 0 | 0 | - | 0 |
| GUADALAJARA | 0 | 0 | 0 | 0 | - | 0 | 0 | 0 | 0 | 0 | - | 0 | 0 | 0 | 0 | 0 | - | 0 |
| TOLEDO | 0 | 0 | 0 | 0 | - | 0 | 0 | 0 | 0 | 0 | - | 0 | 0 | 0 | 0 | 0 | - | 0 |

(Continúa al dorso)

| CC.AA. Y/O PROVINCIAS | SUBSIDIO DE MOVILIDAD Y COMPENSACIÓN PARA | | | | | ASISTENCIA SANITARIA Y PRESTACIÓN FARMACÉUTICA | | | | | TOTAL PRESTACIONES | | | | | | | |
|-----------------------------|---|---------------------------------|-------|---------------------|---------------|--|------------------------------|-------|---------------------|---------------|--------------------|-----------|-------|---------------------|---------------|---|--------|----|
| | PTE. AÑO ANT. | GASTOS DE TRANSPORTE (S.M.G.T.) | | | PTE. FINAL | PTE. AÑO ANT. | PARA MINUSVÁLIDOS (A.S.P.F.) | | | PTE. FINAL | PTE. AÑO ANT. | L I S M I | | | PTE. FINAL | | | |
| | | SOLC. | REST. | APRB. (nº y % C.R.) | | | SOLC. | REST. | APRB. (nº y % C.R.) | | | SOLC. | REST. | APRB. (nº y % C.R.) | | | | |
| CATALUNYA | 5 | 0 | 2 | 0 | - | 3 | 1 | 0 | 1 | 0 | - | 0 | 6 | 0 | 3 | 0 | - | 3 |
| BARCELONA | 5 | 0 | 2 | 0 | - | 3 | 1 | 0 | 1 | 0 | - | 0 | 6 | 0 | 3 | 0 | - | 3 |
| GIRONA | 0 | 0 | 0 | 0 | - | 0 | 0 | 0 | 0 | 0 | - | 0 | 0 | 0 | 0 | 0 | - | 0 |
| LLEIDA | 0 | 0 | 0 | 0 | - | 0 | 0 | 0 | 0 | 0 | - | 0 | 0 | 0 | 0 | 0 | - | 0 |
| TARRAGONA | 0 | 0 | 0 | 0 | - | 0 | 0 | 0 | 0 | 0 | - | 0 | 0 | 0 | 0 | 0 | - | 0 |
| COMUNIDAD VALENCIANA | 20 | 5 | 5 | 3 | 60,00 | 20 | 0 | 1 | 1 | 1 | 100,00 | 0 | 20 | 6 | 6 | 4 | 66,67 | 20 |
| ALICANTE | 0 | 5 | 5 | 3 | 60,00 | 0 | 0 | 1 | 1 | 1 | 100,00 | 0 | 0 | 6 | 6 | 4 | 66,67 | 0 |
| CASTELLÓN | 0 | 0 | 0 | 0 | - | 0 | 0 | 0 | 0 | 0 | - | 0 | 0 | 0 | 0 | 0 | - | 0 |
| VALENCIA | 20 | 0 | 0 | 0 | - | 20 | 0 | 0 | 0 | 0 | - | 0 | 20 | 0 | 0 | 0 | - | 20 |
| EXTREMADURA | 2 | 1 | 0 | 0 | - | 3 | 1 | 0 | 1 | 0 | - | 0 | 3 | 1 | 1 | 0 | - | 3 |
| BADAJOS | 2 | 1 | 0 | 0 | - | 3 | 1 | 0 | 1 | 0 | - | 0 | 3 | 1 | 1 | 0 | - | 3 |
| CÁCERES | 0 | 0 | 0 | 0 | - | 0 | 0 | 0 | 0 | 0 | - | 0 | 0 | 0 | 0 | 0 | - | 0 |
| GALICIA | 1 | 1 | 2 | 0 | - | 0 | 10 | 1 | 7 | 4 | 57,14 | 4 | 11 | 2 | 9 | 4 | 44,44 | 4 |
| A CORUÑA | 0 | 1 | 1 | 0 | - | 0 | 1 | 0 | 1 | 0 | - | 0 | 1 | 1 | 2 | 0 | - | 0 |
| LUGO | 0 | 0 | 0 | 0 | - | 0 | 3 | 0 | 3 | 3 | 100,00 | 0 | 3 | 0 | 3 | 3 | 100,00 | 0 |
| OURENSE | 0 | 0 | 0 | 0 | - | 0 | 2 | 0 | 2 | 0 | - | 0 | 2 | 0 | 2 | 0 | - | 0 |
| PONTEVEDRA | 1 | 0 | 1 | 0 | - | 0 | 4 | 1 | 1 | 1 | 100,00 | 4 | 5 | 1 | 2 | 1 | 50,00 | 4 |
| MADRID | 1 | 4 | 1 | 0 | - | 4 | 3 | 5 | 0 | 0 | - | 8 | 4 | 9 | 1 | 0 | - | 12 |
| MURCIA | 3 | 1 | 1 | 0 | - | 3 | 0 | 2 | 0 | 0 | - | 2 | 3 | 3 | 1 | 0 | - | 5 |
| NAVARRA | 0 | 0 | 0 | 0 | - | 0 | 0 | 0 | 0 | 0 | - | 0 | 0 | 0 | 0 | 0 | - | 0 |
| PAÍS VASCO | 4 | 0 | 0 | 0 | - | 4 | 13 | 1 | 0 | 0 | - | 14 | 17 | 1 | 0 | 0 | - | 18 |
| ÁLAVA | 0 | 0 | 0 | 0 | - | 0 | 0 | 0 | 0 | 0 | - | 0 | 0 | 0 | 0 | 0 | - | 0 |
| GUIPÚZCOA | 4 | 0 | 0 | 0 | - | 4 | 13 | 1 | 0 | 0 | - | 14 | 17 | 1 | 0 | 0 | - | 18 |
| VIZCAYA | 0 | 0 | 0 | 0 | - | 0 | 0 | 0 | 0 | 0 | - | 0 | 0 | 0 | 0 | 0 | - | 0 |
| LA RIOJA | 0 | 0 | 0 | 0 | - | 0 | 0 | 0 | 0 | 0 | - | 0 | 0 | 0 | 0 | 0 | - | 0 |
| CEUTA | 6 | 0 | 4 | 1 | 25,00 | 2 | 1 | 0 | 1 | 1 | 100,00 | 0 | 7 | 0 | 5 | 2 | 40,00 | 2 |
| MELILLA | 23 | 1 | 0 | 0 | - | 24 | 0 | 0 | 0 | 0 | - | 0 | 23 | 1 | 0 | 0 | - | 24 |

| | | | | | | | | | | | | | | | | | | |
|--------------|----|----|----|---|-------|----|----|----|----|----|-------|----|-----|----|----|----|-------|-----|
| TOTAL ESTADO | 90 | 16 | 25 | 4 | 16,00 | 81 | 52 | 28 | 31 | 11 | 35,48 | 49 | 142 | 44 | 56 | 15 | 26,79 | 130 |
|--------------|----|----|----|---|-------|----|----|----|----|----|-------|----|-----|----|----|----|-------|-----|

PRESTACIONES DEL REAL DECRETO 383/1984, DE 1 DE SEPTIEMBRE (LISMI)

DATOS DE GESTIÓN CORRESPONDIENTES AL AÑO 2010 HASTA SEPTIEMBRE

| CC.AA. Y/O PROVINCIAS | SUBSIDIO DE MOVILIDAD Y COMPENSACIÓN PARA | | | | | ASISTENCIA SANITARIA Y PRESTACIÓN FARMACÉUTICA | | | | | TOTAL PRESTACIONES | | | | | | | |
|-----------------------------|---|---------------------------------|-------|---------------------|---------------|--|------------------------------|-------|---------------------|---------------|--------------------|-----------|-------|---------------------|---------------|----|--------|----|
| | PTE. AÑO ANT. | GASTOS DE TRANSPORTE (S.M.G.T.) | | | PTE. FINAL | PTE. AÑO ANT. | PARA MINUSVÁLIDOS (A.S.P.F.) | | | PTE. FINAL | PTE. AÑO ANT. | L I S M I | | | PTE. FINAL | | | |
| | | SOLC. | REST. | APRB. (nº y % C.R.) | | | SOLC. | REST. | APRB. (nº y % C.R.) | | | SOLC. | REST. | APRB. (nº y % C.R.) | | | | |
| ANDALUCÍA | 7 | 43 | 44 | 6 | 13,64 | 6 | 7 | 67 | 61 | 13 | 21,31 | 13 | 14 | 110 | 105 | 19 | 18,10 | 19 |
| ALMERÍA | 0 | 4 | 4 | 1 | 25,00 | 0 | 1 | 23 | 19 | 8 | 42,11 | 5 | 1 | 27 | 23 | 9 | 39,13 | 5 |
| CÁDIZ | 5 | 4 | 7 | 2 | 28,57 | 2 | 0 | 6 | 4 | 0 | - | 2 | 5 | 10 | 11 | 2 | 18,18 | 4 |
| CÓRDOBA | 0 | 5 | 5 | 0 | - | 0 | 1 | 7 | 8 | 1 | 12,50 | 0 | 1 | 12 | 13 | 1 | 7,69 | 0 |
| GRANADA | 0 | 8 | 8 | 3 | 37,50 | 0 | 0 | 5 | 4 | 0 | - | 1 | 0 | 13 | 12 | 3 | 25,00 | 1 |
| HUELVA | 0 | 2 | 1 | 0 | - | 1 | 2 | 3 | 4 | 0 | - | 1 | 2 | 5 | 5 | 0 | - | 2 |
| JAÉN | 0 | 3 | 2 | 0 | - | 1 | 0 | 2 | 1 | 1 | 100,00 | 1 | 0 | 5 | 3 | 1 | 33,33 | 2 |
| MÁLAGA | 2 | 7 | 9 | 0 | - | 0 | 2 | 10 | 10 | 3 | 30,00 | 2 | 4 | 17 | 19 | 3 | 15,79 | 2 |
| SEVILLA | 0 | 10 | 8 | 0 | - | 2 | 1 | 11 | 11 | 0 | - | 1 | 1 | 21 | 19 | 0 | - | 3 |
| ARAGÓN | 1 | 9 | 10 | 0 | - | 0 | 1 | 36 | 36 | 18 | 50,00 | 1 | 2 | 45 | 46 | 18 | 39,13 | 1 |
| HUESCA | 0 | 1 | 1 | 0 | - | 0 | 0 | 2 | 2 | 2 | 100,00 | 0 | 0 | 3 | 3 | 2 | 66,67 | 0 |
| TERUEL | 0 | 0 | 0 | 0 | - | 0 | 0 | 0 | 0 | 0 | - | 0 | 0 | 0 | 0 | 0 | - | 0 |
| ZARAGOZA | 1 | 8 | 9 | 0 | - | 0 | 1 | 34 | 34 | 16 | 47,06 | 1 | 2 | 42 | 43 | 16 | 37,21 | 1 |
| ASTURIAS | 3 | 4 | 4 | 0 | - | 3 | 0 | 21 | 16 | 8 | 50,00 | 5 | 3 | 25 | 20 | 8 | 40,00 | 8 |
| ILLES BALEARS | 0 | 1 | 1 | 0 | - | 0 | 0 | 1 | 1 | 0 | - | 0 | 0 | 2 | 2 | 0 | - | 0 |
| CANARIAS | 8 | 13 | 12 | 3 | 25,00 | 9 | 0 | 7 | 5 | 2 | 40,00 | 2 | 8 | 20 | 17 | 5 | 29,41 | 11 |
| LAS PALMAS | 8 | 8 | 9 | 3 | 33,33 | 7 | 0 | 0 | 0 | 0 | - | 0 | 8 | 8 | 9 | 3 | 33,33 | 7 |
| S.C. TENERIFE | 0 | 5 | 3 | 0 | - | 2 | 0 | 7 | 5 | 2 | 40,00 | 2 | 0 | 12 | 8 | 2 | 25,00 | 4 |
| CANTABRIA | 0 | 0 | 0 | 0 | - | 0 | 0 | 0 | 0 | 0 | - | 0 | 0 | 0 | 0 | 0 | - | 0 |
| CASTILLA Y LEÓN | 1 | 4 | 5 | 1 | 20,00 | 0 | 1 | 16 | 17 | 9 | 52,94 | 0 | 2 | 20 | 22 | 10 | 45,45 | 0 |
| ÁVILA | 0 | 1 | 1 | 0 | - | 0 | 0 | 0 | 0 | 0 | - | 0 | 0 | 1 | 1 | 0 | - | 0 |
| BURGOS | 0 | 0 | 0 | 0 | - | 0 | 0 | 0 | 0 | 0 | - | 0 | 0 | 0 | 0 | 0 | - | 0 |
| LEÓN | 1 | 1 | 2 | 0 | - | 0 | 1 | 1 | 2 | 1 | 50,00 | 0 | 2 | 2 | 4 | 1 | 25,00 | 0 |
| PALENCIA | 0 | 0 | 0 | 0 | - | 0 | 0 | 1 | 1 | 1 | 100,00 | 0 | 0 | 1 | 1 | 1 | 100,00 | 0 |
| SALAMANCA | 0 | 1 | 1 | 0 | - | 0 | 0 | 14 | 14 | 7 | 50,00 | 0 | 0 | 15 | 15 | 7 | 46,67 | 0 |
| SEGOVIA | 0 | 0 | 0 | 0 | - | 0 | 0 | 0 | 0 | 0 | - | 0 | 0 | 0 | 0 | 0 | - | 0 |
| SORIA | 0 | 0 | 0 | 0 | - | 0 | 0 | 0 | 0 | 0 | - | 0 | 0 | 0 | 0 | 0 | - | 0 |
| VALLADOLID | 0 | 1 | 1 | 1 | 100,00 | 0 | 0 | 0 | 0 | 0 | - | 0 | 0 | 1 | 1 | 1 | 100,00 | 0 |
| ZAMORA | 0 | 0 | 0 | 0 | - | 0 | 0 | 0 | 0 | 0 | - | 0 | 0 | 0 | 0 | 0 | - | 0 |
| CASTILLA-LA MANCHA | 1 | 10 | 11 | 0 | - | 0 | 0 | 0 | 0 | 0 | - | 0 | 1 | 10 | 11 | 0 | - | 0 |
| ALBACETE | 0 | 0 | 0 | 0 | - | 0 | 0 | 0 | 0 | 0 | - | 0 | 0 | 0 | 0 | 0 | - | 0 |
| CIUDAD REAL | 0 | 4 | 4 | 0 | - | 0 | 0 | 0 | 0 | 0 | - | 0 | 0 | 4 | 4 | 0 | - | 0 |
| CUENCA | 0 | 4 | 4 | 0 | - | 0 | 0 | 0 | 0 | 0 | - | 0 | 0 | 4 | 4 | 0 | - | 0 |
| GUADALAJARA | 1 | 2 | 3 | 0 | - | 0 | 0 | 0 | 0 | 0 | - | 0 | 1 | 2 | 3 | 0 | - | 0 |
| TOLEDO | 0 | 0 | 0 | 0 | - | 0 | 0 | 0 | 0 | 0 | - | 0 | 0 | 0 | 0 | 0 | - | 0 |

(Continúa al dorso)

| CC.AA. Y/O PROVINCIAS | SUBSIDIO DE MOVILIDAD Y COMPENSACIÓN PARA | | | | | | ASISTENCIA SANITARIA Y PRESTACIÓN FARMACÉUTICA | | | | | | TOTAL PRESTACIONES | | | | | |
|-----------------------------|---|---------------------------------|------------|---------------------|--------------|---------------|--|------------------------------|------------|---------------------|--------------|---------------|--------------------|------------|------------|---------------------|--------------|---------------|
| | PTE. AÑO ANT. | GASTOS DE TRANSPORTE (S.M.G.T.) | | | | PTE. FINAL | PTE. AÑO ANT. | PARA MINUSVÁLIDOS (A.S.P.F.) | | | | PTE. FINAL | PTE. AÑO ANT. | L I S M I | | | | PTE. FINAL |
| | | SOLC. | REST. | APRB. (nº y % C.R.) | | | | SOLC. | REST. | APRB. (nº y % C.R.) | | | | SOLC. | REST. | APRB. (nº y % C.R.) | | |
| CATALUNYA | 4 | 8 | 9 | 2 | 22,22 | 3 | 5 | 15 | 20 | 0 | - | 0 | 9 | 23 | 29 | 2 | 6,90 | 3 |
| BARCELONA | 3 | 7 | 7 | 2 | 28,57 | 3 | 4 | 6 | 10 | 0 | - | 0 | 7 | 13 | 17 | 2 | 11,76 | 3 |
| GIRONA | 1 | 0 | 1 | 0 | - | 0 | 0 | 0 | 0 | 0 | - | 0 | 1 | 0 | 1 | 0 | - | 0 |
| LLEIDA | 0 | 1 | 1 | 0 | - | 0 | 1 | 7 | 8 | 0 | - | 0 | 1 | 8 | 9 | 0 | - | 0 |
| TARRAGONA | 0 | 0 | 0 | 0 | - | 0 | 0 | 2 | 2 | 0 | - | 0 | 0 | 2 | 2 | 0 | - | 0 |
| COMUNIDAD VALENCIANA | 10 | 38 | 28 | 4 | 14,29 | 20 | 3 | 6 | 9 | 6 | 66,67 | 0 | 13 | 44 | 37 | 10 | 27,03 | 20 |
| ALICANTE | 0 | 20 | 20 | 3 | 15,00 | 0 | 0 | 6 | 6 | 3 | 50,00 | 0 | 0 | 26 | 26 | 6 | 23,08 | 0 |
| CASTELLÓN | 0 | 0 | 0 | 0 | - | 0 | 0 | 0 | 0 | 0 | - | 0 | 0 | 0 | 0 | 0 | - | 0 |
| VALENCIA | 10 | 18 | 8 | 1 | 12,50 | 20 | 3 | 0 | 3 | 3 | 100,00 | 0 | 13 | 18 | 11 | 4 | 36,36 | 20 |
| EXTREMADURA | 1 | 5 | 3 | 0 | - | 3 | 1 | 3 | 4 | 1 | 25,00 | 0 | 2 | 8 | 7 | 1 | 14,29 | 3 |
| BADAJOS | 0 | 3 | 0 | 0 | - | 3 | 1 | 3 | 4 | 1 | 25,00 | 0 | 1 | 6 | 4 | 1 | 25,00 | 3 |
| CÁCERES | 1 | 2 | 3 | 0 | - | 0 | 0 | 0 | 0 | 0 | - | 0 | 1 | 2 | 3 | 0 | - | 0 |
| GALICIA | 1 | 7 | 8 | 2 | 25,00 | 0 | 9 | 37 | 42 | 27 | 64,29 | 4 | 10 | 44 | 50 | 29 | 58,00 | 4 |
| A CORUÑA | 0 | 5 | 5 | 2 | 40,00 | 0 | 2 | 3 | 5 | 0 | - | 0 | 2 | 8 | 10 | 2 | 20,00 | 0 |
| LUGO | 0 | 1 | 1 | 0 | - | 0 | 0 | 7 | 7 | 7 | 100,00 | 0 | 0 | 8 | 8 | 7 | 87,50 | 0 |
| OURENSE | 0 | 0 | 0 | 0 | - | 0 | 4 | 12 | 16 | 13 | 81,25 | 0 | 4 | 12 | 16 | 13 | 81,25 | 0 |
| PONTEVEDRA | 1 | 1 | 2 | 0 | - | 0 | 3 | 15 | 14 | 7 | 50,00 | 4 | 4 | 16 | 16 | 7 | 43,75 | 4 |
| MADRID | 0 | 24 | 20 | 0 | - | 4 | 5 | 25 | 22 | 7 | 31,82 | 8 | 5 | 49 | 42 | 7 | 16,67 | 12 |
| MURCIA | 8 | 10 | 15 | 3 | 20,00 | 3 | 0 | 9 | 7 | 0 | - | 2 | 8 | 19 | 22 | 3 | 13,64 | 5 |
| NAVARRA | 0 | 0 | 0 | 0 | - | 0 | 0 | 7 | 7 | 7 | 100,00 | 0 | 0 | 7 | 7 | 7 | 100,00 | 0 |
| PAÍS VASCO | 3 | 3 | 2 | 1 | 50,00 | 4 | 14 | 6 | 6 | 3 | 50,00 | 14 | 17 | 9 | 8 | 4 | 50,00 | 18 |
| ÁLAVA | 0 | 1 | 1 | 1 | 100,00 | 0 | 0 | 0 | 0 | 0 | - | 0 | 0 | 1 | 1 | 1 | 100,00 | 0 |
| GUIPÚZCOA | 3 | 1 | 0 | 0 | - | 4 | 12 | 5 | 3 | 2 | 66,67 | 14 | 15 | 6 | 3 | 2 | 66,67 | 18 |
| VIZCAYA | 0 | 1 | 1 | 0 | - | 0 | 2 | 1 | 3 | 1 | 33,33 | 0 | 2 | 2 | 4 | 1 | 25,00 | 0 |
| LA RIOJA | 0 | 0 | 0 | 0 | - | 0 | 1 | 0 | 1 | 1 | 100,00 | 0 | 1 | 0 | 1 | 1 | 100,00 | 0 |
| CEUTA | 2 | 29 | 29 | 6 | 20,69 | 2 | 0 | 6 | 6 | 3 | 50,00 | 0 | 2 | 35 | 35 | 9 | 25,71 | 2 |
| MELILLA | 18 | 98 | 92 | 51 | 55,43 | 24 | 0 | 0 | 0 | 0 | - | 0 | 18 | 98 | 92 | 51 | 55,43 | 24 |
| TOTAL ESTADO | 68 | 306 | 293 | 79 | 26,96 | 81 | 47 | 262 | 260 | 105 | 40,38 | 49 | 115 | 568 | 553 | 184 | 33,27 | 130 |

2c REVISIONES DE OFICIO E INSTANCIA DE PARTE: DATOS DE LA GESTIÓN MENSUAL Y ANUAL

**PRESTACIONES DEL REAL DECRETO 383/1984, DE 1 DE FEBRERO (LISMI)
REVISIONES DE OFICIO E INSTANCIA DE PARTE EFECTUADAS DE SGIM
DATOS DE GESTIÓN CORRESPONDIENTES AL MES DE SETIEMBRE DE 2010**

| CC.AA. Y/O PROVINCIAS | REVISIONES EFECTUADAS | | | | CAUSAS DE EXTINCIÓN DEL DERECHO | | | | | | |
|-----------------------------|-----------------------|----------------------|--------------|-------|---------------------------------|---------------------|----------------------------|-----------------------|---------------|-------------------|-------|
| | Modifica. Cuantía | Extinción Derecho | Suspensión | | TOTAL | Recursos Propios | Prestación Incompatible | Pérdida Residencia | Fallecimiento | Grado y Baremo | TOTAL |
| | | | Act. Laboral | Otras | | | | | | | |
| ANDALUCÍA | 1 | 61 | 0 | 0 | 62 | 26 | 9 | 0 | 26 | 0 | 61 |
| ALMERÍA | 0 | 9 | 0 | 0 | 9 | 0 | 5 | 0 | 4 | 0 | 9 |
| CÁDIZ | 0 | 4 | 0 | 0 | 4 | 1 | 0 | 0 | 3 | 0 | 4 |
| CÓRDOBA | 0 | 4 | 0 | 0 | 4 | 0 | 0 | 0 | 4 | 0 | 4 |
| GRANADA | 0 | 4 | 0 | 0 | 4 | 0 | 2 | 0 | 2 | 0 | 4 |
| HUELVA | 0 | 1 | 0 | 0 | 1 | 1 | 0 | 0 | 0 | 0 | 1 |
| JAÉN | 0 | 2 | 0 | 0 | 2 | 1 | 0 | 0 | 1 | 0 | 2 |
| MÁLAGA | 1 | 27 | 0 | 0 | 28 | 14 | 2 | 0 | 11 | 0 | 27 |
| SEVILLA | 0 | 10 | 0 | 0 | 10 | 9 | 0 | 0 | 1 | 0 | 10 |
| ARAGÓN | 0 | 3 | 0 | 0 | 3 | 0 | 2 | 0 | 1 | 0 | 3 |
| HUESCA | 0 | 2 | 0 | 0 | 2 | 0 | 2 | 0 | 0 | 0 | 2 |
| TERUEL | 0 | 1 | 0 | 0 | 1 | 0 | 0 | 0 | 1 | 0 | 1 |
| ZARAGOZA | 0 | 0 | 0 | 0 | 0 | 0 | 0 | 0 | 0 | 0 | 0 |
| ASTURIAS | 0 | 14 | 1 | 0 | 15 | 0 | 8 | 0 | 6 | 0 | 14 |
| ILLES BALEARS | 0 | 1 | 0 | 0 | 1 | 0 | 1 | 0 | 0 | 0 | 1 |
| CANARIAS | 0 | 2 | 0 | 0 | 2 | 0 | 2 | 0 | 0 | 0 | 2 |
| LAS PALMAS | 0 | 0 | 0 | 0 | 0 | 0 | 0 | 0 | 0 | 0 | 0 |
| S.C. TENERIFE | 0 | 2 | 0 | 0 | 2 | 0 | 2 | 0 | 0 | 0 | 2 |
| CANTABRIA | 0 | 5 | 0 | 0 | 5 | 0 | 3 | 0 | 2 | 0 | 5 |
| CASTILLA Y LEÓN | 0 | 24 | 0 | 0 | 24 | 8 | 13 | 0 | 3 | 0 | 24 |
| ÁVILA | 0 | 1 | 0 | 0 | 1 | 0 | 1 | 0 | 0 | 0 | 1 |
| BURGOS | 0 | 2 | 0 | 0 | 2 | 1 | 0 | 0 | 1 | 0 | 2 |
| LEÓN | 0 | 3 | 0 | 0 | 3 | 0 | 3 | 0 | 0 | 0 | 3 |
| PALENCIA | 0 | 6 | 0 | 0 | 6 | 6 | 0 | 0 | 0 | 0 | 6 |
| SALAMANCA | 0 | 4 | 0 | 0 | 4 | 0 | 3 | 0 | 1 | 0 | 4 |
| SEGOVIA | 0 | 1 | 0 | 0 | 1 | 1 | 0 | 0 | 0 | 0 | 1 |
| SORIA | 0 | 1 | 0 | 0 | 1 | 0 | 1 | 0 | 0 | 0 | 1 |
| VALLADOLID | 0 | 2 | 0 | 0 | 2 | 0 | 2 | 0 | 0 | 0 | 2 |
| ZAMORA | 0 | 4 | 0 | 0 | 4 | 0 | 3 | 0 | 1 | 0 | 4 |
| CASTILLA-LA MANCHA | 0 | 13 | 4 | 0 | 17 | 2 | 3 | 1 | 7 | 0 | 13 |
| ALBACETE | 0 | 4 | 4 | 0 | 8 | 1 | 0 | 1 | 2 | 0 | 4 |
| CIUDAD REAL | 0 | 3 | 0 | 0 | 3 | 0 | 1 | 0 | 2 | 0 | 3 |
| CUENCA | 0 | 2 | 0 | 0 | 2 | 1 | 0 | 0 | 1 | 0 | 2 |
| GUADALAJARA | 0 | 2 | 0 | 0 | 2 | 0 | 1 | 0 | 1 | 0 | 2 |
| TOLEDO | 0 | 2 | 0 | 0 | 2 | 0 | 1 | 0 | 1 | 0 | 2 |

(Continúa al dorso)

| CC.AA. Y/O PROVINCIAS | REVISIONES EFECTUADAS | | | | CAUSAS DE EXTINCIÓN DEL DERECHO | | | | | | |
|-----------------------------|-----------------------|----------------------|--------------|-----------|---------------------------------|---------------------|----------------------------|-----------------------|---------------|-------------------|------------|
| | Modifica. Cuantía | Extinción Derecho | Suspensión | | TOTAL | Recursos Propios | Prestación Incompatible | Pérdida Residencia | Fallecimiento | Grado y Baremo | TOTAL |
| | | | Act. Laboral | Otras | | | | | | | |
| CATALUNYA | 0 | 0 | 0 | 0 | 0 | 0 | 0 | 0 | 0 | 0 | 0 |
| BARCELONA | 0 | 0 | 0 | 0 | 0 | 0 | 0 | 0 | 0 | 0 | 0 |
| GIRONA | 0 | 0 | 0 | 0 | 0 | 0 | 0 | 0 | 0 | 0 | 0 |
| LLEIDA | 0 | 0 | 0 | 0 | 0 | 0 | 0 | 0 | 0 | 0 | 0 |
| TARRAGONA | 0 | 0 | 0 | 0 | 0 | 0 | 0 | 0 | 0 | 0 | 0 |
| COMUNIDAD VALENCIANA | 0 | 22 | 0 | 0 | 22 | 0 | 15 | 0 | 7 | 0 | 22 |
| ALICANTE | 0 | 18 | 0 | 0 | 18 | 0 | 12 | 0 | 6 | 0 | 18 |
| CASTELLÓN | 0 | 4 | 0 | 0 | 4 | 0 | 3 | 0 | 1 | 0 | 4 |
| VALENCIA | 0 | 0 | 0 | 0 | 0 | 0 | 0 | 0 | 0 | 0 | 0 |
| EXTREMADURA | 0 | 17 | 0 | 0 | 17 | 0 | 9 | 2 | 6 | 0 | 17 |
| BADAJOS | 0 | 7 | 0 | 0 | 7 | 0 | 2 | 2 | 3 | 0 | 7 |
| CÁCERES | 0 | 10 | 0 | 0 | 10 | 0 | 7 | 0 | 3 | 0 | 10 |
| GALICIA | 0 | 12 | 0 | 0 | 12 | 0 | 10 | 0 | 2 | 0 | 12 |
| A CORUÑA | 0 | 0 | 0 | 0 | 0 | 0 | 0 | 0 | 0 | 0 | 0 |
| LUGO | 0 | 5 | 0 | 0 | 5 | 0 | 4 | 0 | 1 | 0 | 5 |
| OURENSE | 0 | 2 | 0 | 0 | 2 | 0 | 2 | 0 | 0 | 0 | 2 |
| PONTEVEDRA | 0 | 5 | 0 | 0 | 5 | 0 | 4 | 0 | 1 | 0 | 5 |
| MADRID | 0 | 14 | 0 | 0 | 14 | 0 | 10 | 0 | 4 | 0 | 14 |
| MURCIA | 0 | 25 | 0 | 39 | 64 | 0 | 17 | 0 | 8 | 0 | 25 |
| NAVARRA | 0 | 1 | 0 | 0 | 1 | 0 | 1 | 0 | 0 | 0 | 1 |
| PAÍS VASCO | 0 | 5 | 0 | 0 | 5 | 0 | 4 | 0 | 1 | 0 | 5 |
| ÁLAVA | 0 | 0 | 0 | 0 | 0 | 0 | 0 | 0 | 0 | 0 | 0 |
| GUIPÚZCOA | 0 | 0 | 0 | 0 | 0 | 0 | 0 | 0 | 0 | 0 | 0 |
| VIZCAYA | 0 | 5 | 0 | 0 | 5 | 0 | 4 | 0 | 1 | 0 | 5 |
| LA RIOJA | 0 | 0 | 0 | 0 | 0 | 0 | 0 | 0 | 0 | 0 | 0 |
| CEUTA | 0 | 0 | 0 | 0 | 0 | 0 | 0 | 0 | 0 | 0 | 0 |
| MELILLA | 0 | 2 | 0 | 0 | 2 | 0 | 2 | 0 | 0 | 0 | 2 |
| TOTAL ESTADO | 1 | 221 | 5 | 39 | 266 | 36 | 109 | 3 | 73 | 0 | 221 |

**PRESTACIONES DEL REAL DECRETO 383/1984, DE 1 DE FEBRERO (LISMI)
REVISIONES DE OFICIO E INSTANCIA DE PARTE EFECTUADAS EN SATP
DATOS DE GESTIÓN CORRESPONDIENTES AL MES DE SETIEMBRE DE 2010**

| CC.AA. Y/O PROVINCIAS | REVISIONES EFECTUADAS | | | CAUSAS DE EXTINCIÓN DEL DERECHO | | | | | | | |
|-----------------------------|-----------------------|------------|-------|---------------------------------|----------------------------|-------------------|-----------------------|---------------|-------------------|--------------|-------|
| | Extinción Derecho | Suspensión | TOTAL | Recursos Propios | Prestación Incompatible | Ingreso Centro | Pérdida Residencia | Fallecimiento | Grado y Baremo | Alta S.S. | TOTAL |
| | ANDALUCÍA | 9 | 0 | 9 | 4 | 0 | 0 | 0 | 5 | 0 | 0 |
| ALMERÍA | 0 | 0 | 0 | 0 | 0 | 0 | 0 | 0 | 0 | 0 | 0 |
| CÁDIZ | 0 | 0 | 0 | 0 | 0 | 0 | 0 | 0 | 0 | 0 | 0 |
| CÓRDOBA | 1 | 0 | 1 | 0 | 0 | 0 | 0 | 1 | 0 | 0 | 1 |
| GRANADA | 1 | 0 | 1 | 0 | 0 | 0 | 0 | 1 | 0 | 0 | 1 |
| HUELVA | 0 | 0 | 0 | 0 | 0 | 0 | 0 | 0 | 0 | 0 | 0 |
| JAÉN | 0 | 0 | 0 | 0 | 0 | 0 | 0 | 0 | 0 | 0 | 0 |
| MÁLAGA | 4 | 0 | 4 | 1 | 0 | 0 | 0 | 3 | 0 | 0 | 4 |
| SEVILLA | 3 | 0 | 3 | 3 | 0 | 0 | 0 | 0 | 0 | 0 | 3 |
| ARAGÓN | 1 | 0 | 1 | 0 | 0 | 0 | 0 | 1 | 0 | 0 | 1 |
| HUESCA | 0 | 0 | 0 | 0 | 0 | 0 | 0 | 0 | 0 | 0 | 0 |
| TERUEL | 1 | 0 | 1 | 0 | 0 | 0 | 0 | 1 | 0 | 0 | 1 |
| ZARAGOZA | 0 | 0 | 0 | 0 | 0 | 0 | 0 | 0 | 0 | 0 | 0 |
| ASTURIAS | 2 | 0 | 2 | 2 | 0 | 0 | 0 | 0 | 0 | 0 | 2 |
| ILLES BALEARS | 1 | 0 | 1 | 1 | 0 | 0 | 0 | 0 | 0 | 0 | 1 |
| CANARIAS | 0 | 0 | 0 | 0 | 0 | 0 | 0 | 0 | 0 | 0 | 0 |
| LAS PALMAS | 0 | 0 | 0 | 0 | 0 | 0 | 0 | 0 | 0 | 0 | 0 |
| S.C. TENERIFE | 0 | 0 | 0 | 0 | 0 | 0 | 0 | 0 | 0 | 0 | 0 |
| CANTABRIA | 0 | 0 | 0 | 0 | 0 | 0 | 0 | 0 | 0 | 0 | 0 |
| CASTILLA Y LEÓN | 1 | 0 | 1 | 0 | 1 | 0 | 0 | 0 | 0 | 0 | 1 |
| ÁVILA | 0 | 0 | 0 | 0 | 0 | 0 | 0 | 0 | 0 | 0 | 0 |
| BURGOS | 0 | 0 | 0 | 0 | 0 | 0 | 0 | 0 | 0 | 0 | 0 |
| LEÓN | 0 | 0 | 0 | 0 | 0 | 0 | 0 | 0 | 0 | 0 | 0 |
| PALENCIA | 0 | 0 | 0 | 0 | 0 | 0 | 0 | 0 | 0 | 0 | 0 |
| SALAMANCA | 1 | 0 | 1 | 0 | 1 | 0 | 0 | 0 | 0 | 0 | 1 |
| SEGOVIA | 0 | 0 | 0 | 0 | 0 | 0 | 0 | 0 | 0 | 0 | 0 |
| SORIA | 0 | 0 | 0 | 0 | 0 | 0 | 0 | 0 | 0 | 0 | 0 |
| VALLADOLID | 0 | 0 | 0 | 0 | 0 | 0 | 0 | 0 | 0 | 0 | 0 |
| ZAMORA | 0 | 0 | 0 | 0 | 0 | 0 | 0 | 0 | 0 | 0 | 0 |
| CASTILLA-LA MANCHA | 1 | 0 | 1 | 0 | 0 | 0 | 0 | 1 | 0 | 0 | 1 |
| ALBACETE | 1 | 0 | 1 | 0 | 0 | 0 | 0 | 1 | 0 | 0 | 1 |
| CIUDAD REAL | 0 | 0 | 0 | 0 | 0 | 0 | 0 | 0 | 0 | 0 | 0 |
| CUENCA | 0 | 0 | 0 | 0 | 0 | 0 | 0 | 0 | 0 | 0 | 0 |
| GUADALAJARA | 0 | 0 | 0 | 0 | 0 | 0 | 0 | 0 | 0 | 0 | 0 |
| TOLEDO | 0 | 0 | 0 | 0 | 0 | 0 | 0 | 0 | 0 | 0 | 0 |

(Continúa al dorso)

| CC.AA. Y/O PROVINCIAS | REVISIONES EFECTUADAS | | | CAUSAS DE EXTINCIÓN DEL DERECHO | | | | | | | |
|-----------------------------|-----------------------|------------|-----------|---------------------------------|----------------------------|-------------------|-----------------------|---------------|-------------------|--------------|-----------|
| | Extinción Derecho | Suspensión | TOTAL | Recursos Propios | Prestación Incompatible | Ingreso Centro | Pérdida Residencia | Fallecimiento | Grado y Baremo | Alta S.S. | TOTAL |
| CATALUNYA | 0 | 0 | 0 | 0 | 0 | 0 | 0 | 0 | 0 | 0 | 0 |
| BARCELONA | 0 | 0 | 0 | 0 | 0 | 0 | 0 | 0 | 0 | 0 | 0 |
| GIRONA | 0 | 0 | 0 | 0 | 0 | 0 | 0 | 0 | 0 | 0 | 0 |
| LLEIDA | 0 | 0 | 0 | 0 | 0 | 0 | 0 | 0 | 0 | 0 | 0 |
| TARRAGONA | 0 | 0 | 0 | 0 | 0 | 0 | 0 | 0 | 0 | 0 | 0 |
| COMUNIDAD VALENCIANA | 1 | 0 | 1 | 0 | 0 | 0 | 0 | 1 | 0 | 0 | 1 |
| ALICANTE | 1 | 0 | 1 | 0 | 0 | 0 | 0 | 1 | 0 | 0 | 1 |
| CASTELLÓN | 0 | 0 | 0 | 0 | 0 | 0 | 0 | 0 | 0 | 0 | 0 |
| VALENCIA | 0 | 0 | 0 | 0 | 0 | 0 | 0 | 0 | 0 | 0 | 0 |
| EXTREMADURA | 2 | 0 | 2 | 0 | 1 | 0 | 0 | 1 | 0 | 0 | 2 |
| BADAJOZ | 1 | 0 | 1 | 0 | 0 | 0 | 0 | 1 | 0 | 0 | 1 |
| CÁCERES | 1 | 0 | 1 | 0 | 1 | 0 | 0 | 0 | 0 | 0 | 1 |
| GALICIA | 1 | 0 | 1 | 0 | 0 | 0 | 0 | 1 | 0 | 0 | 1 |
| A CORUÑA | 0 | 0 | 0 | 0 | 0 | 0 | 0 | 0 | 0 | 0 | 0 |
| LUGO | 0 | 0 | 0 | 0 | 0 | 0 | 0 | 0 | 0 | 0 | 0 |
| OURENSE | 0 | 0 | 0 | 0 | 0 | 0 | 0 | 0 | 0 | 0 | 0 |
| PONTEVEDRA | 1 | 0 | 1 | 0 | 0 | 0 | 0 | 1 | 0 | 0 | 1 |
| MADRID | 2 | 0 | 2 | 0 | 0 | 0 | 0 | 2 | 0 | 0 | 2 |
| MURCIA | 0 | 5 | 5 | 0 | 0 | 0 | 0 | 0 | 0 | 0 | 0 |
| NAVARRA | 1 | 0 | 1 | 0 | 1 | 0 | 0 | 0 | 0 | 0 | 1 |
| PAÍS VASCO | 0 | 0 | 0 | 0 | 0 | 0 | 0 | 0 | 0 | 0 | 0 |
| ÁLAVA | 0 | 0 | 0 | 0 | 0 | 0 | 0 | 0 | 0 | 0 | 0 |
| GUIPÚZCOA | 0 | 0 | 0 | 0 | 0 | 0 | 0 | 0 | 0 | 0 | 0 |
| VIZCAYA | 0 | 0 | 0 | 0 | 0 | 0 | 0 | 0 | 0 | 0 | 0 |
| LA RIOJA | 0 | 0 | 0 | 0 | 0 | 0 | 0 | 0 | 0 | 0 | 0 |
| CEUTA | 0 | 0 | 0 | 0 | 0 | 0 | 0 | 0 | 0 | 0 | 0 |
| MELILLA | 0 | 0 | 0 | 0 | 0 | 0 | 0 | 0 | 0 | 0 | 0 |
| TOTAL ESTADO | 22 | 5 | 27 | 7 | 3 | 0 | 0 | 12 | 0 | 0 | 22 |

**PRESTACIONES DEL REAL DECRETO 383/1984, DE 1 DE FEBRERO (LISMI)
REVISIONES DE OFICIO E INSTANCIA DE PARTE EFECTUADAS EN SMTGT
DATOS DE GESTIÓN CORRESPONDIENTES AL MES DE SETIEMBRE DE 2010**

| CC.AA. Y/O PROVINCIAS | REVISIONES EFECTUADAS | | | CAUSAS DE EXTINCIÓN DEL DERECHO | | | | | | | | |
|-----------------------------|-----------------------|------------|-------|---------------------------------|------------------------|----------------------------|-------------------|-----------------------|---------------|-------------------|--------------|-------|
| | Extinción Derecho | Suspensión | TOTAL | Recursos Propios | Recursos Familiares | Prestación Incompatible | Ingreso Centro | Pérdida Residencia | Fallecimiento | Grado y Baremo | Alta S.S. | TOTAL |
| | ANDALUCÍA | 2 | 0 | 2 | 1 | 0 | 0 | 0 | 0 | 1 | 0 | 0 |
| ALMERÍA | 0 | 0 | 0 | 0 | 0 | 0 | 0 | 0 | 0 | 0 | 0 | 0 |
| CÁDIZ | 0 | 0 | 0 | 0 | 0 | 0 | 0 | 0 | 0 | 0 | 0 | 0 |
| CÓRDOBA | 0 | 0 | 0 | 0 | 0 | 0 | 0 | 0 | 0 | 0 | 0 | 0 |
| GRANADA | 0 | 0 | 0 | 0 | 0 | 0 | 0 | 0 | 0 | 0 | 0 | 0 |
| HUELVA | 0 | 0 | 0 | 0 | 0 | 0 | 0 | 0 | 0 | 0 | 0 | 0 |
| JAÉN | 0 | 0 | 0 | 0 | 0 | 0 | 0 | 0 | 0 | 0 | 0 | 0 |
| MÁLAGA | 1 | 0 | 1 | 0 | 0 | 0 | 0 | 0 | 1 | 0 | 0 | 1 |
| SEVILLA | 1 | 0 | 1 | 1 | 0 | 0 | 0 | 0 | 0 | 0 | 0 | 1 |
| ARAGÓN | 0 | 0 | 0 | 0 | 0 | 0 | 0 | 0 | 0 | 0 | 0 | 0 |
| HUESCA | 0 | 0 | 0 | 0 | 0 | 0 | 0 | 0 | 0 | 0 | 0 | 0 |
| TERUEL | 0 | 0 | 0 | 0 | 0 | 0 | 0 | 0 | 0 | 0 | 0 | 0 |
| ZARAGOZA | 0 | 0 | 0 | 0 | 0 | 0 | 0 | 0 | 0 | 0 | 0 | 0 |
| ASTURIAS | 2 | 0 | 2 | 0 | 1 | 0 | 0 | 0 | 1 | 0 | 0 | 2 |
| ILLES BALEARS | 0 | 0 | 0 | 0 | 0 | 0 | 0 | 0 | 0 | 0 | 0 | 0 |
| CANARIAS | 0 | 1 | 1 | 0 | 0 | 0 | 0 | 0 | 0 | 0 | 0 | 0 |
| LAS PALMAS | 0 | 1 | 1 | 0 | 0 | 0 | 0 | 0 | 0 | 0 | 0 | 0 |
| S.C. TENERIFE | 0 | 0 | 0 | 0 | 0 | 0 | 0 | 0 | 0 | 0 | 0 | 0 |
| CANTABRIA | 1 | 0 | 1 | 1 | 0 | 0 | 0 | 0 | 0 | 0 | 0 | 1 |
| CASTILLA Y LEÓN | 2 | 0 | 2 | 1 | 0 | 0 | 0 | 0 | 1 | 0 | 0 | 2 |
| ÁVILA | 0 | 0 | 0 | 0 | 0 | 0 | 0 | 0 | 0 | 0 | 0 | 0 |
| BURGOS | 0 | 0 | 0 | 0 | 0 | 0 | 0 | 0 | 0 | 0 | 0 | 0 |
| LEÓN | 1 | 0 | 1 | 0 | 0 | 0 | 0 | 0 | 1 | 0 | 0 | 1 |
| PALENCIA | 1 | 0 | 1 | 1 | 0 | 0 | 0 | 0 | 0 | 0 | 0 | 1 |
| SALAMANCA | 0 | 0 | 0 | 0 | 0 | 0 | 0 | 0 | 0 | 0 | 0 | 0 |
| SEGOVIA | 0 | 0 | 0 | 0 | 0 | 0 | 0 | 0 | 0 | 0 | 0 | 0 |
| SORIA | 0 | 0 | 0 | 0 | 0 | 0 | 0 | 0 | 0 | 0 | 0 | 0 |
| VALLADOLID | 0 | 0 | 0 | 0 | 0 | 0 | 0 | 0 | 0 | 0 | 0 | 0 |
| ZAMORA | 0 | 0 | 0 | 0 | 0 | 0 | 0 | 0 | 0 | 0 | 0 | 0 |
| CASTILLA-LA MANCHA | 1 | 0 | 1 | 0 | 0 | 0 | 1 | 0 | 0 | 0 | 0 | 1 |
| ALBACETE | 1 | 0 | 1 | 0 | 0 | 0 | 1 | 0 | 0 | 0 | 0 | 1 |
| CIUDAD REAL | 0 | 0 | 0 | 0 | 0 | 0 | 0 | 0 | 0 | 0 | 0 | 0 |
| CUENCA | 0 | 0 | 0 | 0 | 0 | 0 | 0 | 0 | 0 | 0 | 0 | 0 |
| GUADALAJARA | 0 | 0 | 0 | 0 | 0 | 0 | 0 | 0 | 0 | 0 | 0 | 0 |
| TOLEDO | 0 | 0 | 0 | 0 | 0 | 0 | 0 | 0 | 0 | 0 | 0 | 0 |

(Continúa al dorso)

| CC.AA. Y/O PROVINCIAS | REVISIONES EFECTUADAS | | | CAUSAS DE EXTINCIÓN DEL DERECHO | | | | | | | | |
|-----------------------------|-----------------------|------------|-----------|---------------------------------|------------------------|----------------------------|-------------------|-----------------------|---------------|-------------------|--------------|-----------|
| | Extinción Derecho | Suspensión | TOTAL | Recursos Propios | Recursos Familiares | Prestación Incompatible | Ingreso Centro | Pérdida Residencia | Fallecimiento | Grado y Baremo | Alta S.S. | TOTAL |
| CATALUNYA | 0 | 0 | 0 | 0 | 0 | 0 | 0 | 0 | 0 | 0 | 0 | 0 |
| BARCELONA | 0 | 0 | 0 | 0 | 0 | 0 | 0 | 0 | 0 | 0 | 0 | 0 |
| GIRONA | 0 | 0 | 0 | 0 | 0 | 0 | 0 | 0 | 0 | 0 | 0 | 0 |
| LLEIDA | 0 | 0 | 0 | 0 | 0 | 0 | 0 | 0 | 0 | 0 | 0 | 0 |
| TARRAGONA | 0 | 0 | 0 | 0 | 0 | 0 | 0 | 0 | 0 | 0 | 0 | 0 |
| COMUNIDAD VALENCIANA | 1 | 0 | 1 | 0 | 0 | 0 | 0 | 0 | 1 | 0 | 0 | 1 |
| ALICANTE | 1 | 0 | 1 | 0 | 0 | 0 | 0 | 0 | 1 | 0 | 0 | 1 |
| CASTELLÓN | 0 | 0 | 0 | 0 | 0 | 0 | 0 | 0 | 0 | 0 | 0 | 0 |
| VALENCIA | 0 | 0 | 0 | 0 | 0 | 0 | 0 | 0 | 0 | 0 | 0 | 0 |
| EXTREMADURA | 1 | 0 | 1 | 0 | 1 | 0 | 0 | 0 | 0 | 0 | 0 | 1 |
| BADAJOS | 0 | 0 | 0 | 0 | 0 | 0 | 0 | 0 | 0 | 0 | 0 | 0 |
| CÁCERES | 1 | 0 | 1 | 0 | 1 | 0 | 0 | 0 | 0 | 0 | 0 | 1 |
| GALICIA | 0 | 0 | 0 | 0 | 0 | 0 | 0 | 0 | 0 | 0 | 0 | 0 |
| A CORUÑA | 0 | 0 | 0 | 0 | 0 | 0 | 0 | 0 | 0 | 0 | 0 | 0 |
| LUGO | 0 | 0 | 0 | 0 | 0 | 0 | 0 | 0 | 0 | 0 | 0 | 0 |
| OURENSE | 0 | 0 | 0 | 0 | 0 | 0 | 0 | 0 | 0 | 0 | 0 | 0 |
| PONTEVEDRA | 0 | 0 | 0 | 0 | 0 | 0 | 0 | 0 | 0 | 0 | 0 | 0 |
| MADRID | 0 | 0 | 0 | 0 | 0 | 0 | 0 | 0 | 0 | 0 | 0 | 0 |
| MURCIA | 0 | 0 | 0 | 0 | 0 | 0 | 0 | 0 | 0 | 0 | 0 | 0 |
| NAVARRA | 0 | 0 | 0 | 0 | 0 | 0 | 0 | 0 | 0 | 0 | 0 | 0 |
| PAÍS VASCO | 0 | 0 | 0 | 0 | 0 | 0 | 0 | 0 | 0 | 0 | 0 | 0 |
| ÁLAVA | 0 | 0 | 0 | 0 | 0 | 0 | 0 | 0 | 0 | 0 | 0 | 0 |
| GUIPÚZCOA | 0 | 0 | 0 | 0 | 0 | 0 | 0 | 0 | 0 | 0 | 0 | 0 |
| VIZCAYA | 0 | 0 | 0 | 0 | 0 | 0 | 0 | 0 | 0 | 0 | 0 | 0 |
| LA RIOJA | 0 | 0 | 0 | 0 | 0 | 0 | 0 | 0 | 0 | 0 | 0 | 0 |
| CEUTA | 0 | 0 | 0 | 0 | 0 | 0 | 0 | 0 | 0 | 0 | 0 | 0 |
| MELILLA | 7 | 0 | 7 | 1 | 3 | 0 | 0 | 0 | 3 | 0 | 0 | 7 |
| TOTAL ESTADO | 17 | 1 | 18 | 4 | 5 | 0 | 1 | 0 | 7 | 0 | 0 | 17 |

**PRESTACIONES DEL REAL DECRETO 383/1984, DE 1 DE FEBRERO (LISMI)
REVISIONES DE OFICIO E INSTANCIA DE PARTE EFECTUADAS EN ASPF
DATOS DE GESTIÓN CORRESPONDIENTES AL MES DE SETIEMBRE DE 2010**

| CC.AA. Y/O PROVINCIAS | REVISIONES EFECTUADAS | | | CAUSAS DE EXTINCIÓN DEL DERECHO | | | | | |
|-----------------------------|-----------------------|------------|-------|---------------------------------|-----------------------|---------------|-------------------|--------------|-------|
| | Extinción Derecho | Suspensión | TOTAL | Prestación Incompatible | Pérdida Residencia | Fallecimiento | Grado y Baremo | Alta S.S. | TOTAL |
| ANDALUCÍA | 4 | 0 | 4 | 2 | 0 | 2 | 0 | 0 | 4 |
| ALMERÍA | 1 | 0 | 1 | 0 | 0 | 1 | 0 | 0 | 1 |
| CÁDIZ | 1 | 0 | 1 | 0 | 0 | 1 | 0 | 0 | 1 |
| CÓRDOBA | 1 | 0 | 1 | 1 | 0 | 0 | 0 | 0 | 1 |
| GRANADA | 1 | 0 | 1 | 1 | 0 | 0 | 0 | 0 | 1 |
| HUELVA | 0 | 0 | 0 | 0 | 0 | 0 | 0 | 0 | 0 |
| JAÉN | 0 | 0 | 0 | 0 | 0 | 0 | 0 | 0 | 0 |
| MÁLAGA | 0 | 0 | 0 | 0 | 0 | 0 | 0 | 0 | 0 |
| SEVILLA | 0 | 0 | 0 | 0 | 0 | 0 | 0 | 0 | 0 |
| ARAGÓN | 1 | 0 | 1 | 1 | 0 | 0 | 0 | 0 | 1 |
| HUESCA | 0 | 0 | 0 | 0 | 0 | 0 | 0 | 0 | 0 |
| TERUEL | 1 | 0 | 1 | 1 | 0 | 0 | 0 | 0 | 1 |
| ZARAGOZA | 0 | 0 | 0 | 0 | 0 | 0 | 0 | 0 | 0 |
| ASTURIAS | 0 | 0 | 0 | 0 | 0 | 0 | 0 | 0 | 0 |
| ILLES BALEARS | 0 | 0 | 0 | 0 | 0 | 0 | 0 | 0 | 0 |
| CANARIAS | 0 | 0 | 0 | 0 | 0 | 0 | 0 | 0 | 0 |
| LAS PALMAS | 0 | 0 | 0 | 0 | 0 | 0 | 0 | 0 | 0 |
| S.C. TENERIFE | 0 | 0 | 0 | 0 | 0 | 0 | 0 | 0 | 0 |
| CANTABRIA | 0 | 0 | 0 | 0 | 0 | 0 | 0 | 0 | 0 |
| CASTILLA Y LEÓN | 0 | 0 | 0 | 0 | 0 | 0 | 0 | 0 | 0 |
| ÁVILA | 0 | 0 | 0 | 0 | 0 | 0 | 0 | 0 | 0 |
| BURGOS | 0 | 0 | 0 | 0 | 0 | 0 | 0 | 0 | 0 |
| LEÓN | 0 | 0 | 0 | 0 | 0 | 0 | 0 | 0 | 0 |
| PALENCIA | 0 | 0 | 0 | 0 | 0 | 0 | 0 | 0 | 0 |
| SALAMANCA | 0 | 0 | 0 | 0 | 0 | 0 | 0 | 0 | 0 |
| SEGOVIA | 0 | 0 | 0 | 0 | 0 | 0 | 0 | 0 | 0 |
| SORIA | 0 | 0 | 0 | 0 | 0 | 0 | 0 | 0 | 0 |
| VALLADOLID | 0 | 0 | 0 | 0 | 0 | 0 | 0 | 0 | 0 |
| ZAMORA | 0 | 0 | 0 | 0 | 0 | 0 | 0 | 0 | 0 |
| CASTILLA-LA MANCHA | 0 | 0 | 0 | 0 | 0 | 0 | 0 | 0 | 0 |
| ALBACETE | 0 | 0 | 0 | 0 | 0 | 0 | 0 | 0 | 0 |
| CIUDAD REAL | 0 | 0 | 0 | 0 | 0 | 0 | 0 | 0 | 0 |
| CUENCA | 0 | 0 | 0 | 0 | 0 | 0 | 0 | 0 | 0 |
| GUADALAJARA | 0 | 0 | 0 | 0 | 0 | 0 | 0 | 0 | 0 |
| TOLEDO | 0 | 0 | 0 | 0 | 0 | 0 | 0 | 0 | 0 |

(Continúa al dorso)

| CC.AA. Y/O PROVINCIAS | REVISIONES EFECTUADAS | | | CAUSAS DE EXTINCIÓN DEL DERECHO | | | | | |
|-----------------------------|-----------------------|------------|----------|---------------------------------|-----------------------|---------------|-------------------|--------------|----------|
| | Extinción Derecho | Suspensión | TOTAL | Prestación Incompatible | Pérdida Residencia | Fallecimiento | Grado y Baremo | Alta S.S. | TOTAL |
| CATALUNYA | 0 | 0 | 0 | 0 | 0 | 0 | 0 | 0 | 0 |
| BARCELONA | 0 | 0 | 0 | 0 | 0 | 0 | 0 | 0 | 0 |
| GIRONA | 0 | 0 | 0 | 0 | 0 | 0 | 0 | 0 | 0 |
| LLEIDA | 0 | 0 | 0 | 0 | 0 | 0 | 0 | 0 | 0 |
| TARRAGONA | 0 | 0 | 0 | 0 | 0 | 0 | 0 | 0 | 0 |
| COMUNIDAD VALENCIANA | 0 | 0 | 0 | 0 | 0 | 0 | 0 | 0 | 0 |
| ALICANTE | 0 | 0 | 0 | 0 | 0 | 0 | 0 | 0 | 0 |
| CASTELLÓN | 0 | 0 | 0 | 0 | 0 | 0 | 0 | 0 | 0 |
| VALENCIA | 0 | 0 | 0 | 0 | 0 | 0 | 0 | 0 | 0 |
| EXTREMADURA | 0 | 0 | 0 | 0 | 0 | 0 | 0 | 0 | 0 |
| BADAJOS | 0 | 0 | 0 | 0 | 0 | 0 | 0 | 0 | 0 |
| CÁCERES | 0 | 0 | 0 | 0 | 0 | 0 | 0 | 0 | 0 |
| GALICIA | 0 | 0 | 0 | 0 | 0 | 0 | 0 | 0 | 0 |
| A CORUÑA | 0 | 0 | 0 | 0 | 0 | 0 | 0 | 0 | 0 |
| LUGO | 0 | 0 | 0 | 0 | 0 | 0 | 0 | 0 | 0 |
| OURENSE | 0 | 0 | 0 | 0 | 0 | 0 | 0 | 0 | 0 |
| PONTEVEDRA | 0 | 0 | 0 | 0 | 0 | 0 | 0 | 0 | 0 |
| MADRID | 0 | 0 | 0 | 0 | 0 | 0 | 0 | 0 | 0 |
| MURCIA | 0 | 0 | 0 | 0 | 0 | 0 | 0 | 0 | 0 |
| NAVARRA | 0 | 0 | 0 | 0 | 0 | 0 | 0 | 0 | 0 |
| PAÍS VASCO | 1 | 0 | 1 | 0 | 0 | 1 | 0 | 0 | 1 |
| ÁLAVA | 0 | 0 | 0 | 0 | 0 | 0 | 0 | 0 | 0 |
| GUIPÚZCOA | 0 | 0 | 0 | 0 | 0 | 0 | 0 | 0 | 0 |
| VIZCAYA | 1 | 0 | 1 | 0 | 0 | 1 | 0 | 0 | 1 |
| LA RIOJA | 1 | 0 | 1 | 1 | 0 | 0 | 0 | 0 | 1 |
| CEUTA | 0 | 0 | 0 | 0 | 0 | 0 | 0 | 0 | 0 |
| MELILLA | 0 | 0 | 0 | 0 | 0 | 0 | 0 | 0 | 0 |
| TOTAL ESTADO | 7 | 0 | 7 | 4 | 0 | 3 | 0 | 0 | 7 |

PRESTACIONES DEL REAL DECRETO 383/1984, DE 1 DE FEBRERO (LISMI)
TOTAL REVISIONES DE OFICIO E INSTANCIA DE PARTE EFECTUADAS
DATOS DE GESTIÓN CORRESPONDIENTES AL MES DE SETIEMBRE DE 2010

| CC.AA. Y/O PROVINCIAS | REVISIONES EFECTUADAS | | | | CAUSAS DE EXTINCIÓN DEL DERECHO | | | | | | | | | |
|-----------------------------|-----------------------|----------------------|--------------|-------|---------------------------------|---------------------|------------------------|----------------------------|-------------------|-----------------------|---------------|-------------------|--------------|-------|
| | Modifica. Cuantía | Extinción Derecho | Suspensión | | TOTAL | Recursos Propios | Recursos Familiares | Prestación Incompatible | Ingreso Centro | Pérdida Residencia | Fallecimiento | Grado y Baremo | Alta S.S. | TOTAL |
| | | | Act. Laboral | Otras | | | | | | | | | | |
| ANDALUCÍA | 1 | 76 | 0 | 0 | 77 | 31 | 0 | 11 | 0 | 0 | 34 | 0 | 0 | 76 |
| ALMERÍA | 0 | 10 | 0 | 0 | 10 | 0 | 0 | 5 | 0 | 0 | 5 | 0 | 0 | 10 |
| CÁDIZ | 0 | 5 | 0 | 0 | 5 | 1 | 0 | 0 | 0 | 0 | 4 | 0 | 0 | 5 |
| CÓRDOBA | 0 | 6 | 0 | 0 | 6 | 0 | 0 | 1 | 0 | 0 | 5 | 0 | 0 | 6 |
| GRANADA | 0 | 6 | 0 | 0 | 6 | 0 | 0 | 3 | 0 | 0 | 3 | 0 | 0 | 6 |
| HUELVA | 0 | 1 | 0 | 0 | 1 | 1 | 0 | 0 | 0 | 0 | 0 | 0 | 0 | 1 |
| JAÉN | 0 | 2 | 0 | 0 | 2 | 1 | 0 | 0 | 0 | 0 | 1 | 0 | 0 | 2 |
| MÁLAGA | 1 | 32 | 0 | 0 | 33 | 15 | 0 | 2 | 0 | 0 | 15 | 0 | 0 | 32 |
| SEVILLA | 0 | 14 | 0 | 0 | 14 | 13 | 0 | 0 | 0 | 0 | 1 | 0 | 0 | 14 |
| ARAGÓN | 0 | 5 | 0 | 0 | 5 | 0 | 0 | 3 | 0 | 0 | 2 | 0 | 0 | 5 |
| HUESCA | 0 | 2 | 0 | 0 | 2 | 0 | 0 | 2 | 0 | 0 | 0 | 0 | 0 | 2 |
| TERUEL | 0 | 3 | 0 | 0 | 3 | 0 | 0 | 1 | 0 | 0 | 2 | 0 | 0 | 3 |
| ZARAGOZA | 0 | 0 | 0 | 0 | 0 | 0 | 0 | 0 | 0 | 0 | 0 | 0 | 0 | 0 |
| ASTURIAS | 0 | 18 | 1 | 0 | 19 | 2 | 1 | 8 | 0 | 0 | 7 | 0 | 0 | 18 |
| ILLES BALEARS | 0 | 2 | 0 | 0 | 2 | 1 | 0 | 1 | 0 | 0 | 0 | 0 | 0 | 2 |
| CANARIAS | 0 | 2 | 0 | 1 | 3 | 0 | 0 | 2 | 0 | 0 | 0 | 0 | 0 | 2 |
| LAS PALMAS | 0 | 0 | 0 | 1 | 1 | 0 | 0 | 0 | 0 | 0 | 0 | 0 | 0 | 0 |
| S.C. TENERIFE | 0 | 2 | 0 | 0 | 2 | 0 | 0 | 2 | 0 | 0 | 0 | 0 | 0 | 2 |
| CANTABRIA | 0 | 6 | 0 | 0 | 6 | 1 | 0 | 3 | 0 | 0 | 2 | 0 | 0 | 6 |
| CASTILLA Y LEÓN | 0 | 27 | 0 | 0 | 27 | 9 | 0 | 14 | 0 | 0 | 4 | 0 | 0 | 27 |
| ÁVILA | 0 | 1 | 0 | 0 | 1 | 0 | 0 | 1 | 0 | 0 | 0 | 0 | 0 | 1 |
| BURGOS | 0 | 2 | 0 | 0 | 2 | 1 | 0 | 0 | 0 | 0 | 1 | 0 | 0 | 2 |
| LEÓN | 0 | 4 | 0 | 0 | 4 | 0 | 0 | 3 | 0 | 0 | 1 | 0 | 0 | 4 |
| PALENCIA | 0 | 7 | 0 | 0 | 7 | 7 | 0 | 0 | 0 | 0 | 0 | 0 | 0 | 7 |
| SALAMANCA | 0 | 5 | 0 | 0 | 5 | 0 | 0 | 4 | 0 | 0 | 1 | 0 | 0 | 5 |
| SEGOVIA | 0 | 1 | 0 | 0 | 1 | 1 | 0 | 0 | 0 | 0 | 0 | 0 | 0 | 1 |
| SORIA | 0 | 1 | 0 | 0 | 1 | 0 | 0 | 1 | 0 | 0 | 0 | 0 | 0 | 1 |
| VALLADOLID | 0 | 2 | 0 | 0 | 2 | 0 | 0 | 2 | 0 | 0 | 0 | 0 | 0 | 2 |
| ZAMORA | 0 | 4 | 0 | 0 | 4 | 0 | 0 | 3 | 0 | 0 | 1 | 0 | 0 | 4 |
| CASTILLA-LA MANCHA | 0 | 15 | 4 | 0 | 19 | 2 | 0 | 3 | 1 | 1 | 8 | 0 | 0 | 15 |
| ALBACETE | 0 | 6 | 4 | 0 | 10 | 1 | 0 | 0 | 1 | 1 | 3 | 0 | 0 | 6 |
| CIUDAD REAL | 0 | 3 | 0 | 0 | 3 | 0 | 0 | 1 | 0 | 0 | 2 | 0 | 0 | 3 |
| CUENCA | 0 | 2 | 0 | 0 | 2 | 1 | 0 | 0 | 0 | 0 | 1 | 0 | 0 | 2 |
| GUADALAJARA | 0 | 2 | 0 | 0 | 2 | 0 | 0 | 1 | 0 | 0 | 1 | 0 | 0 | 2 |
| TOLEDO | 0 | 2 | 0 | 0 | 2 | 0 | 0 | 1 | 0 | 0 | 1 | 0 | 0 | 2 |

(Continúa al dorso)

| CC.AA. Y/O PROVINCIAS | REVISIONES EFECTUADAS | | | | CAUSAS DE EXTINCIÓN DEL DERECHO | | | | | | | | | |
|-----------------------------|-----------------------|----------------------|--------------|-----------|---------------------------------|---------------------|------------------------|----------------------------|-------------------|-----------------------|---------------|-------------------|--------------|------------|
| | Modifica. Cuantía | Extinción Derecho | Suspensión | | TOTAL | Recursos Propios | Recursos Familiares | Prestación Incompatible | Ingreso Centro | Pérdida Residencia | Fallecimiento | Grado y Baremo | Alta S.S. | TOTAL |
| | | | Act. Laboral | Otras | | | | | | | | | | |
| CATALUNYA | 0 | 0 | 0 | 0 | 0 | 0 | 0 | 0 | 0 | 0 | 0 | 0 | 0 | 0 |
| BARCELONA | 0 | 0 | 0 | 0 | 0 | 0 | 0 | 0 | 0 | 0 | 0 | 0 | 0 | 0 |
| GIRONA | 0 | 0 | 0 | 0 | 0 | 0 | 0 | 0 | 0 | 0 | 0 | 0 | 0 | 0 |
| LLEIDA | 0 | 0 | 0 | 0 | 0 | 0 | 0 | 0 | 0 | 0 | 0 | 0 | 0 | 0 |
| TARRAGONA | 0 | 0 | 0 | 0 | 0 | 0 | 0 | 0 | 0 | 0 | 0 | 0 | 0 | 0 |
| COMUNIDAD VALENCIANA | 0 | 24 | 0 | 0 | 24 | 0 | 0 | 15 | 0 | 0 | 9 | 0 | 0 | 24 |
| ALICANTE | 0 | 20 | 0 | 0 | 20 | 0 | 0 | 12 | 0 | 0 | 8 | 0 | 0 | 20 |
| CASTELLÓN | 0 | 4 | 0 | 0 | 4 | 0 | 0 | 3 | 0 | 0 | 1 | 0 | 0 | 4 |
| VALENCIA | 0 | 0 | 0 | 0 | 0 | 0 | 0 | 0 | 0 | 0 | 0 | 0 | 0 | 0 |
| EXTREMADURA | 0 | 20 | 0 | 0 | 20 | 0 | 1 | 10 | 0 | 2 | 7 | 0 | 0 | 20 |
| BADAJOS | 0 | 8 | 0 | 0 | 8 | 0 | 0 | 2 | 0 | 2 | 4 | 0 | 0 | 8 |
| CÁCERES | 0 | 12 | 0 | 0 | 12 | 0 | 1 | 8 | 0 | 0 | 3 | 0 | 0 | 12 |
| GALICIA | 0 | 13 | 0 | 0 | 13 | 0 | 0 | 10 | 0 | 0 | 3 | 0 | 0 | 13 |
| A CORUÑA | 0 | 0 | 0 | 0 | 0 | 0 | 0 | 0 | 0 | 0 | 0 | 0 | 0 | 0 |
| LUGO | 0 | 5 | 0 | 0 | 5 | 0 | 0 | 4 | 0 | 0 | 1 | 0 | 0 | 5 |
| OURENSE | 0 | 2 | 0 | 0 | 2 | 0 | 0 | 2 | 0 | 0 | 0 | 0 | 0 | 2 |
| PONTEVEDRA | 0 | 6 | 0 | 0 | 6 | 0 | 0 | 4 | 0 | 0 | 2 | 0 | 0 | 6 |
| MADRID | 0 | 16 | 0 | 0 | 16 | 0 | 0 | 10 | 0 | 0 | 6 | 0 | 0 | 16 |
| MURCIA | 0 | 25 | 0 | 44 | 69 | 0 | 0 | 17 | 0 | 0 | 8 | 0 | 0 | 25 |
| NAVARRA | 0 | 2 | 0 | 0 | 2 | 0 | 0 | 2 | 0 | 0 | 0 | 0 | 0 | 2 |
| PAÍS VASCO | 0 | 6 | 0 | 0 | 6 | 0 | 0 | 4 | 0 | 0 | 2 | 0 | 0 | 6 |
| ÁLAVA | 0 | 0 | 0 | 0 | 0 | 0 | 0 | 0 | 0 | 0 | 0 | 0 | 0 | 0 |
| GUIPÚZCOA | 0 | 0 | 0 | 0 | 0 | 0 | 0 | 0 | 0 | 0 | 0 | 0 | 0 | 0 |
| VIZCAYA | 0 | 6 | 0 | 0 | 6 | 0 | 0 | 4 | 0 | 0 | 2 | 0 | 0 | 6 |
| LA RIOJA | 0 | 1 | 0 | 0 | 1 | 0 | 0 | 1 | 0 | 0 | 0 | 0 | 0 | 1 |
| CEUTA | 0 | 0 | 0 | 0 | 0 | 0 | 0 | 0 | 0 | 0 | 0 | 0 | 0 | 0 |
| MELILLA | 0 | 9 | 0 | 0 | 9 | 1 | 3 | 2 | 0 | 0 | 3 | 0 | 0 | 9 |
| TOTAL ESTADO | 1 | 267 | 5 | 45 | 318 | 47 | 5 | 116 | 1 | 3 | 95 | 0 | 0 | 267 |

**PRESTACIONES DEL REAL DECRETO 383/1984, DE 1 DE SEPTIEMBRE (LISMI)
REVISIONES DE OFICIO E INSTANCIA DE PARTE EFECTUADAS DE SGIM
DATOS DE GESTIÓN CORRESPONDIENTES AL AÑO 2010 HASTA SEPTIEMBRE**

| CC.AA. Y/O PROVINCIAS | REVISIONES EFECTUADAS | | | | CAUSAS DE EXTINCIÓN DEL DERECHO | | | | | | |
|-----------------------------|-----------------------|----------------------|--------------|-------|---------------------------------|---------------------|----------------------------|-----------------------|---------------|-------------------|-------|
| | Modifica. Cuantía | Extinción Derecho | Suspensión | | TOTAL | Recursos Propios | Prestación Incompatible | Pérdida Residencia | Fallecimiento | Grado y Baremo | TOTAL |
| | | | Act. Laboral | Otras | | | | | | | |
| ANDALUCÍA | 42 | 486 | 2 | 70 | 600 | 189 | 95 | 2 | 200 | 0 | 486 |
| ALMERÍA | 1 | 114 | 0 | 0 | 115 | 28 | 42 | 0 | 44 | 0 | 114 |
| CÁDIZ | 1 | 33 | 0 | 14 | 48 | 9 | 12 | 0 | 12 | 0 | 33 |
| CÓRDOBA | 4 | 25 | 1 | 1 | 31 | 8 | 7 | 0 | 10 | 0 | 25 |
| GRANADA | 4 | 21 | 0 | 0 | 25 | 3 | 8 | 0 | 10 | 0 | 21 |
| HUELVA | 1 | 12 | 0 | 0 | 13 | 6 | 1 | 0 | 5 | 0 | 12 |
| JAÉN | 6 | 31 | 0 | 0 | 37 | 12 | 3 | 1 | 15 | 0 | 31 |
| MÁLAGA | 18 | 208 | 1 | 53 | 280 | 104 | 14 | 0 | 90 | 0 | 208 |
| SEVILLA | 7 | 42 | 0 | 2 | 51 | 19 | 8 | 1 | 14 | 0 | 42 |
| ARAGÓN | 0 | 26 | 0 | 0 | 26 | 5 | 12 | 1 | 8 | 0 | 26 |
| HUESCA | 0 | 21 | 0 | 0 | 21 | 5 | 10 | 1 | 5 | 0 | 21 |
| TERUEL | 0 | 5 | 0 | 0 | 5 | 0 | 2 | 0 | 3 | 0 | 5 |
| ZARAGOZA | 0 | 0 | 0 | 0 | 0 | 0 | 0 | 0 | 0 | 0 | 0 |
| ASTURIAS | 0 | 97 | 1 | 0 | 98 | 0 | 51 | 0 | 46 | 0 | 97 |
| ILLES BALEARS | 0 | 24 | 0 | 1 | 25 | 0 | 16 | 0 | 8 | 0 | 24 |
| CANARIAS | 0 | 8 | 0 | 0 | 8 | 1 | 5 | 0 | 2 | 0 | 8 |
| LAS PALMAS | 0 | 1 | 0 | 0 | 1 | 0 | 0 | 0 | 1 | 0 | 1 |
| S.C. TENERIFE | 0 | 7 | 0 | 0 | 7 | 1 | 5 | 0 | 1 | 0 | 7 |
| CANTABRIA | 0 | 36 | 0 | 2 | 38 | 19 | 6 | 0 | 11 | 0 | 36 |
| CASTILLA Y LEÓN | 3 | 397 | 3 | 2 | 405 | 50 | 260 | 4 | 83 | 0 | 397 |
| ÁVILA | 0 | 29 | 0 | 0 | 29 | 3 | 19 | 1 | 6 | 0 | 29 |
| BURGOS | 0 | 20 | 3 | 1 | 24 | 7 | 8 | 0 | 5 | 0 | 20 |
| LEÓN | 0 | 42 | 0 | 0 | 42 | 0 | 31 | 0 | 11 | 0 | 42 |
| PALENCIA | 1 | 30 | 0 | 0 | 31 | 17 | 12 | 0 | 1 | 0 | 30 |
| SALAMANCA | 2 | 126 | 0 | 0 | 128 | 3 | 104 | 2 | 17 | 0 | 126 |
| SEGOVIA | 0 | 25 | 0 | 0 | 25 | 12 | 5 | 1 | 7 | 0 | 25 |
| SORIA | 0 | 20 | 0 | 0 | 20 | 7 | 5 | 0 | 8 | 0 | 20 |
| VALLADOLID | 0 | 32 | 0 | 1 | 33 | 1 | 21 | 0 | 10 | 0 | 32 |
| ZAMORA | 0 | 73 | 0 | 0 | 73 | 0 | 55 | 0 | 18 | 0 | 73 |
| CASTILLA-LA MANCHA | 0 | 202 | 32 | 1 | 235 | 50 | 77 | 1 | 74 | 0 | 202 |
| ALBACETE | 0 | 31 | 32 | 0 | 63 | 19 | 1 | 1 | 10 | 0 | 31 |
| CIUDAD REAL | 0 | 30 | 0 | 0 | 30 | 0 | 17 | 0 | 13 | 0 | 30 |
| CUENCA | 0 | 51 | 0 | 0 | 51 | 3 | 35 | 0 | 13 | 0 | 51 |
| GUADALAJARA | 0 | 18 | 0 | 1 | 19 | 0 | 9 | 0 | 9 | 0 | 18 |
| TOLEDO | 0 | 72 | 0 | 0 | 72 | 28 | 15 | 0 | 29 | 0 | 72 |

(Continúa al dorso)

| CC.AA. Y/O PROVINCIAS | REVISIONES EFECTUADAS | | | | CAUSAS DE EXTINCIÓN DEL DERECHO | | | | | | |
|-----------------------------|-----------------------|----------------------|-----------------|------------|---------------------------------|---------------------|----------------------------|-----------------------|---------------|-------------------|--------------|
| | Modifica. Cuantía | Extinción Derecho | Suspensión SGIM | | TOTAL | Recursos Propios | Prestación Incompatible | Pérdida Residencia | Fallecimiento | Grado y Baremo | TOTAL |
| | | | Act. Laboral | Otras | | | | | | | |
| CATALUNYA | 0 | 0 | 0 | 0 | 0 | 0 | 0 | 0 | 0 | 0 | 0 |
| BARCELONA | 0 | 0 | 0 | 0 | 0 | 0 | 0 | 0 | 0 | 0 | 0 |
| GIRONA | 0 | 0 | 0 | 0 | 0 | 0 | 0 | 0 | 0 | 0 | 0 |
| LLEIDA | 0 | 0 | 0 | 0 | 0 | 0 | 0 | 0 | 0 | 0 | 0 |
| TARRAGONA | 0 | 0 | 0 | 0 | 0 | 0 | 0 | 0 | 0 | 0 | 0 |
| COMUNIDAD VALENCIANA | 0 | 272 | 0 | 0 | 272 | 14 | 158 | 0 | 100 | 0 | 272 |
| ALICANTE | 0 | 178 | 0 | 0 | 178 | 0 | 117 | 0 | 61 | 0 | 178 |
| CASTELLÓN | 0 | 38 | 0 | 0 | 38 | 0 | 27 | 0 | 11 | 0 | 38 |
| VALENCIA | 0 | 56 | 0 | 0 | 56 | 14 | 14 | 0 | 28 | 0 | 56 |
| EXTREMADURA | 0 | 212 | 0 | 0 | 212 | 0 | 150 | 2 | 60 | 0 | 212 |
| BADAJOS | 0 | 85 | 0 | 0 | 85 | 0 | 47 | 2 | 36 | 0 | 85 |
| CÁCERES | 0 | 127 | 0 | 0 | 127 | 0 | 103 | 0 | 24 | 0 | 127 |
| GALICIA | 3 | 85 | 1 | 0 | 89 | 0 | 56 | 0 | 29 | 0 | 85 |
| A CORUÑA | 1 | 1 | 0 | 0 | 2 | 0 | 0 | 0 | 1 | 0 | 1 |
| LUGO | 2 | 17 | 1 | 0 | 20 | 0 | 8 | 0 | 9 | 0 | 17 |
| OURENSE | 0 | 17 | 0 | 0 | 17 | 0 | 11 | 0 | 6 | 0 | 17 |
| PONTEVEDRA | 0 | 50 | 0 | 0 | 50 | 0 | 37 | 0 | 13 | 0 | 50 |
| MADRID | 0 | 118 | 1 | 1 | 120 | 4 | 78 | 0 | 36 | 0 | 118 |
| MURCIA | 23 | 407 | 0 | 39 | 469 | 2 | 266 | 0 | 139 | 0 | 407 |
| NAVARRA | 0 | 31 | 0 | 1 | 32 | 6 | 10 | 1 | 14 | 0 | 31 |
| PAÍS VASCO | 0 | 36 | 0 | 0 | 36 | 0 | 20 | 2 | 14 | 0 | 36 |
| ÁLAVA | 0 | 2 | 0 | 0 | 2 | 0 | 0 | 0 | 2 | 0 | 2 |
| GUIPÚZCOA | 0 | 0 | 0 | 0 | 0 | 0 | 0 | 0 | 0 | 0 | 0 |
| VIZCAYA | 0 | 34 | 0 | 0 | 34 | 0 | 20 | 2 | 12 | 0 | 34 |
| LA RIOJA | 0 | 21 | 0 | 0 | 21 | 9 | 9 | 0 | 3 | 0 | 21 |
| CEUTA | 0 | 7 | 0 | 0 | 7 | 0 | 4 | 0 | 3 | 0 | 7 |
| MELILLA | 2 | 11 | 0 | 5 | 18 | 0 | 7 | 1 | 3 | 0 | 11 |
| TOTAL ESTADO | 73 | 2.476 | 40 | 122 | 2.711 | 349 | 1.280 | 14 | 833 | 0 | 2.476 |

**PRESTACIONES DEL REAL DECRETO 383/1984, DE 1 DE SEPTIEMBRE (LISMI)
REVISIONES DE OFICIO E INSTANCIA DE PARTE EFECTUADAS EN SATP
DATOS DE GESTIÓN CORRESPONDIENTES AL AÑO 2010 HASTA SEPTIEMBRE**

| CC.AA. Y/O PROVINCIAS | REVISIONES EFECTUADAS | | | CAUSAS DE EXTINCIÓN DEL DERECHO | | | | | | | |
|-------------------------------------|-----------------------|------------|-------|---------------------------------|--------------|---------|------------|---------------|---------|------|-------|
| | Extinción | Suspensión | TOTAL | Recursos | Prestación | Ingreso | Pérdida | Fallecimiento | Grado y | Alta | TOTAL |
| | Derecho | | | Propios | Incompatible | Centro | Residencia | | Baremo | S.S. | |
| ANDALUCÍA | 86 | 15 | 101 | 30 | 18 | 3 | 0 | 35 | 0 | 0 | 86 |
| ALMERÍA | 10 | 0 | 10 | 3 | 3 | 0 | 0 | 4 | 0 | 0 | 10 |
| CÁDIZ | 11 | 3 | 14 | 4 | 5 | 0 | 0 | 2 | 0 | 0 | 11 |
| CÓRDOBA | 10 | 0 | 10 | 4 | 3 | 0 | 0 | 3 | 0 | 0 | 10 |
| GRANADA | 4 | 0 | 4 | 0 | 3 | 0 | 0 | 1 | 0 | 0 | 4 |
| HUELVA | 2 | 0 | 2 | 0 | 0 | 0 | 0 | 2 | 0 | 0 | 2 |
| JAÉN | 4 | 0 | 4 | 2 | 0 | 0 | 0 | 2 | 0 | 0 | 4 |
| MÁLAGA | 32 | 12 | 44 | 13 | 3 | 0 | 0 | 16 | 0 | 0 | 32 |
| SEVILLA | 13 | 0 | 13 | 4 | 1 | 3 | 0 | 5 | 0 | 0 | 13 |
| ARAGÓN | 8 | 0 | 8 | 2 | 4 | 0 | 0 | 2 | 0 | 0 | 8 |
| HUESCA | 5 | 0 | 5 | 2 | 3 | 0 | 0 | 0 | 0 | 0 | 5 |
| TERUEL | 3 | 0 | 3 | 0 | 1 | 0 | 0 | 2 | 0 | 0 | 3 |
| ZARAGOZA | 0 | 0 | 0 | 0 | 0 | 0 | 0 | 0 | 0 | 0 | 0 |
| ASTURIAS | 15 | 0 | 15 | 6 | 1 | 2 | 0 | 6 | 0 | 0 | 15 |
| ILLES BALEARS | 8 | 0 | 8 | 4 | 0 | 2 | 0 | 2 | 0 | 0 | 8 |
| CANARIAS | 5 | 1 | 6 | 0 | 4 | 0 | 0 | 1 | 0 | 0 | 5 |
| LAS PALMAS | 3 | 1 | 4 | 0 | 2 | 0 | 0 | 1 | 0 | 0 | 3 |
| S.C. TENERIFE | 2 | 0 | 2 | 0 | 2 | 0 | 0 | 0 | 0 | 0 | 2 |
| CANTABRIA | 7 | 0 | 7 | 3 | 0 | 0 | 0 | 4 | 0 | 0 | 7 |
| CASTILLA Y LEÓN | 35 | 0 | 35 | 8 | 11 | 4 | 1 | 11 | 0 | 0 | 35 |
| ÁVILA | 8 | 0 | 8 | 0 | 3 | 3 | 0 | 2 | 0 | 0 | 8 |
| BURGOS | 1 | 0 | 1 | 1 | 0 | 0 | 0 | 0 | 0 | 0 | 1 |
| LEÓN | 2 | 0 | 2 | 0 | 0 | 0 | 0 | 2 | 0 | 0 | 2 |
| PALENCIA | 5 | 0 | 5 | 3 | 2 | 0 | 0 | 0 | 0 | 0 | 5 |
| SALAMANCA | 7 | 0 | 7 | 2 | 2 | 0 | 1 | 2 | 0 | 0 | 7 |
| SEGOVIA | 5 | 0 | 5 | 2 | 1 | 1 | 0 | 1 | 0 | 0 | 5 |
| SORIA | 3 | 0 | 3 | 0 | 1 | 0 | 0 | 2 | 0 | 0 | 3 |
| VALLADOLID | 3 | 0 | 3 | 0 | 2 | 0 | 0 | 1 | 0 | 0 | 3 |
| ZAMORA | 1 | 0 | 1 | 0 | 0 | 0 | 0 | 1 | 0 | 0 | 1 |
| CASTILLA-LA MANCHA | 7 | 0 | 7 | 4 | 0 | 0 | 0 | 3 | 0 | 0 | 7 |
| ALBACETE | 2 | 0 | 2 | 1 | 0 | 0 | 0 | 1 | 0 | 0 | 2 |
| CIUDAD REAL | 1 | 0 | 1 | 0 | 0 | 0 | 0 | 1 | 0 | 0 | 1 |
| CUENCA | 0 | 0 | 0 | 0 | 0 | 0 | 0 | 0 | 0 | 0 | 0 |
| GUADALAJARA | 4 | 0 | 4 | 3 | 0 | 0 | 0 | 1 | 0 | 0 | 4 |
| TOLEDO | 0 | 0 | 0 | 0 | 0 | 0 | 0 | 0 | 0 | 0 | 0 |

(Continúa al dorso)

| CC.AA. Y/O PROVINCIAS | REVISIONES EFECTUADAS | | | CAUSAS DE EXTINCIÓN DEL DERECHO | | | | | | | |
|-----------------------------|-----------------------|------------|------------|---------------------------------|----------------------------|-------------------|-----------------------|---------------|-------------------|--------------|------------|
| | Extinción Derecho | Suspensión | TOTAL | Recursos Propios | Prestación Incompatible | Ingreso Centro | Pérdida Residencia | Fallecimiento | Grado y Baremo | Alta S.S. | TOTAL |
| CATALUNYA | 0 | 0 | 0 | 0 | 0 | 0 | 0 | 0 | 0 | 0 | 0 |
| BARCELONA | 0 | 0 | 0 | 0 | 0 | 0 | 0 | 0 | 0 | 0 | 0 |
| GIRONA | 0 | 0 | 0 | 0 | 0 | 0 | 0 | 0 | 0 | 0 | 0 |
| LLEIDA | 0 | 0 | 0 | 0 | 0 | 0 | 0 | 0 | 0 | 0 | 0 |
| TARRAGONA | 0 | 0 | 0 | 0 | 0 | 0 | 0 | 0 | 0 | 0 | 0 |
| COMUNIDAD VALENCIANA | 18 | 0 | 18 | 3 | 7 | 0 | 0 | 8 | 0 | 0 | 18 |
| ALICANTE | 2 | 0 | 2 | 1 | 0 | 0 | 0 | 1 | 0 | 0 | 2 |
| CASTELLÓN | 6 | 0 | 6 | 0 | 5 | 0 | 0 | 1 | 0 | 0 | 6 |
| VALENCIA | 10 | 0 | 10 | 2 | 2 | 0 | 0 | 6 | 0 | 0 | 10 |
| EXTREMADURA | 15 | 0 | 15 | 0 | 3 | 0 | 0 | 12 | 0 | 0 | 15 |
| BADAJOS | 11 | 0 | 11 | 0 | 2 | 0 | 0 | 9 | 0 | 0 | 11 |
| CÁCERES | 4 | 0 | 4 | 0 | 1 | 0 | 0 | 3 | 0 | 0 | 4 |
| GALICIA | 10 | 0 | 10 | 2 | 6 | 0 | 0 | 2 | 0 | 0 | 10 |
| A CORUÑA | 0 | 0 | 0 | 0 | 0 | 0 | 0 | 0 | 0 | 0 | 0 |
| LUGO | 0 | 0 | 0 | 0 | 0 | 0 | 0 | 0 | 0 | 0 | 0 |
| OURENSE | 1 | 0 | 1 | 0 | 1 | 0 | 0 | 0 | 0 | 0 | 1 |
| PONTEVEDRA | 9 | 0 | 9 | 2 | 5 | 0 | 0 | 2 | 0 | 0 | 9 |
| MADRID | 21 | 1 | 22 | 1 | 11 | 3 | 0 | 6 | 0 | 0 | 21 |
| MURCIA | 20 | 5 | 25 | 3 | 3 | 0 | 0 | 14 | 0 | 0 | 20 |
| NAVARRA | 7 | 1 | 8 | 0 | 1 | 0 | 0 | 6 | 0 | 0 | 7 |
| PAÍS VASCO | 0 | 0 | 0 | 0 | 0 | 0 | 0 | 0 | 0 | 0 | 0 |
| ÁLAVA | 0 | 0 | 0 | 0 | 0 | 0 | 0 | 0 | 0 | 0 | 0 |
| GUIPÚZCOA | 0 | 0 | 0 | 0 | 0 | 0 | 0 | 0 | 0 | 0 | 0 |
| VIZCAYA | 0 | 0 | 0 | 0 | 0 | 0 | 0 | 0 | 0 | 0 | 0 |
| LA RIOJA | 1 | 0 | 1 | 1 | 0 | 0 | 0 | 0 | 0 | 0 | 1 |
| CEUTA | 1 | 0 | 1 | 0 | 0 | 0 | 0 | 1 | 0 | 0 | 1 |
| MELILLA | 2 | 0 | 2 | 0 | 0 | 0 | 0 | 2 | 0 | 0 | 2 |
| TOTAL ESTADO | 266 | 23 | 289 | 67 | 69 | 14 | 1 | 115 | 0 | 0 | 266 |

**PRESTACIONES DEL REAL DECRETO 383/1984, DE 1 DE SEPTIEMBRE (LISMI)
REVISIONES DE OFICIO E INSTANCIA DE PARTE EFECTUADAS EN SMTG
DATOS DE GESTIÓN CORRESPONDIENTES AL AÑO 2010 HASTA SEPTIEMBRE**

| CC.AA. Y/O PROVINCIAS | REVISIONES EFECTUADAS | | | CAUSAS DE EXTINCIÓN DEL DERECHO | | | | | | | | |
|-----------------------------|-----------------------|------------|-------|---------------------------------|------------------------|----------------------------|-------------------|-----------------------|---------------|-------------------|--------------|-------|
| | Extinción Derecho | Suspensión | TOTAL | Recursos Propios | Recursos Familiares | Prestación Incompatible | Ingreso Centro | Pérdida Residencia | Fallecimiento | Grado y Baremo | Alta S.S. | TOTAL |
| | ANDALUCÍA | 50 | 5 | 55 | 8 | 17 | 7 | 0 | 0 | 18 | 0 | 0 |
| ALMERÍA | 9 | 0 | 9 | 3 | 0 | 1 | 0 | 0 | 5 | 0 | 0 | 9 |
| CÁDIZ | 10 | 2 | 12 | 0 | 4 | 2 | 0 | 0 | 4 | 0 | 0 | 10 |
| CÓRDOBA | 0 | 0 | 0 | 0 | 0 | 0 | 0 | 0 | 0 | 0 | 0 | 0 |
| GRANADA | 14 | 1 | 15 | 0 | 13 | 1 | 0 | 0 | 0 | 0 | 0 | 14 |
| HUELVA | 0 | 0 | 0 | 0 | 0 | 0 | 0 | 0 | 0 | 0 | 0 | 0 |
| JAÉN | 3 | 0 | 3 | 3 | 0 | 0 | 0 | 0 | 0 | 0 | 0 | 3 |
| MÁLAGA | 12 | 2 | 14 | 1 | 0 | 3 | 0 | 0 | 8 | 0 | 0 | 12 |
| SEVILLA | 2 | 0 | 2 | 1 | 0 | 0 | 0 | 0 | 1 | 0 | 0 | 2 |
| ARAGÓN | 1 | 0 | 1 | 0 | 0 | 0 | 0 | 0 | 1 | 0 | 0 | 1 |
| HUESCA | 1 | 0 | 1 | 0 | 0 | 0 | 0 | 0 | 1 | 0 | 0 | 1 |
| TERUEL | 0 | 0 | 0 | 0 | 0 | 0 | 0 | 0 | 0 | 0 | 0 | 0 |
| ZARAGOZA | 0 | 0 | 0 | 0 | 0 | 0 | 0 | 0 | 0 | 0 | 0 | 0 |
| ASTURIAS | 6 | 0 | 6 | 0 | 4 | 0 | 0 | 0 | 2 | 0 | 0 | 6 |
| ILLES BALEARS | 3 | 2 | 5 | 2 | 0 | 0 | 0 | 0 | 1 | 0 | 0 | 3 |
| CANARIAS | 8 | 4 | 12 | 2 | 1 | 1 | 2 | 0 | 2 | 0 | 0 | 8 |
| LAS PALMAS | 1 | 4 | 5 | 0 | 1 | 0 | 0 | 0 | 0 | 0 | 0 | 1 |
| S.C. TENERIFE | 7 | 0 | 7 | 2 | 0 | 1 | 2 | 0 | 2 | 0 | 0 | 7 |
| CANTABRIA | 3 | 0 | 3 | 1 | 0 | 0 | 0 | 0 | 2 | 0 | 0 | 3 |
| CASTILLA Y LEÓN | 16 | 0 | 16 | 4 | 0 | 8 | 0 | 0 | 4 | 0 | 0 | 16 |
| ÁVILA | 4 | 0 | 4 | 2 | 0 | 1 | 0 | 0 | 1 | 0 | 0 | 4 |
| BURGOS | 0 | 0 | 0 | 0 | 0 | 0 | 0 | 0 | 0 | 0 | 0 | 0 |
| LEÓN | 2 | 0 | 2 | 0 | 0 | 0 | 0 | 0 | 2 | 0 | 0 | 2 |
| PALENCIA | 2 | 0 | 2 | 1 | 0 | 1 | 0 | 0 | 0 | 0 | 0 | 2 |
| SALAMANCA | 6 | 0 | 6 | 1 | 0 | 5 | 0 | 0 | 0 | 0 | 0 | 6 |
| SEGOVIA | 1 | 0 | 1 | 0 | 0 | 1 | 0 | 0 | 0 | 0 | 0 | 1 |
| SORIA | 0 | 0 | 0 | 0 | 0 | 0 | 0 | 0 | 0 | 0 | 0 | 0 |
| VALLADOLID | 1 | 0 | 1 | 0 | 0 | 0 | 0 | 0 | 1 | 0 | 0 | 1 |
| ZAMORA | 0 | 0 | 0 | 0 | 0 | 0 | 0 | 0 | 0 | 0 | 0 | 0 |
| CASTILLA-LA MANCHA | 3 | 0 | 3 | 1 | 0 | 0 | 1 | 0 | 1 | 0 | 0 | 3 |
| ALBACETE | 3 | 0 | 3 | 1 | 0 | 0 | 1 | 0 | 1 | 0 | 0 | 3 |
| CIUDAD REAL | 0 | 0 | 0 | 0 | 0 | 0 | 0 | 0 | 0 | 0 | 0 | 0 |
| CUENCA | 0 | 0 | 0 | 0 | 0 | 0 | 0 | 0 | 0 | 0 | 0 | 0 |
| GUADALAJARA | 0 | 0 | 0 | 0 | 0 | 0 | 0 | 0 | 0 | 0 | 0 | 0 |
| TOLEDO | 0 | 0 | 0 | 0 | 0 | 0 | 0 | 0 | 0 | 0 | 0 | 0 |

(Continúa al dorso)

| CC.AA. Y/O PROVINCIAS | REVISIONES EFECTUADAS | | | CAUSAS DE EXTINCIÓN DEL DERECHO | | | | | | | | |
|-----------------------------|-----------------------|------------|------------|---------------------------------|------------------------|----------------------------|-------------------|-----------------------|---------------|-------------------|--------------|------------|
| | Extinción Derecho | Suspensión | TOTAL | Recursos Propios | Recursos Familiares | Prestación Incompatible | Ingreso Centro | Pérdida Residencia | Fallecimiento | Grado y Baremo | Alta S.S. | TOTAL |
| CATALUNYA | 0 | 0 | 0 | 0 | 0 | 0 | 0 | 0 | 0 | 0 | 0 | 0 |
| BARCELONA | 0 | 0 | 0 | 0 | 0 | 0 | 0 | 0 | 0 | 0 | 0 | 0 |
| GIRONA | 0 | 0 | 0 | 0 | 0 | 0 | 0 | 0 | 0 | 0 | 0 | 0 |
| LLEIDA | 0 | 0 | 0 | 0 | 0 | 0 | 0 | 0 | 0 | 0 | 0 | 0 |
| TARRAGONA | 0 | 0 | 0 | 0 | 0 | 0 | 0 | 0 | 0 | 0 | 0 | 0 |
| COMUNIDAD VALENCIANA | 16 | 0 | 16 | 8 | 0 | 2 | 0 | 0 | 6 | 0 | 0 | 16 |
| ALICANTE | 6 | 0 | 6 | 2 | 0 | 0 | 0 | 0 | 4 | 0 | 0 | 6 |
| CASTELLÓN | 7 | 0 | 7 | 4 | 0 | 2 | 0 | 0 | 1 | 0 | 0 | 7 |
| VALENCIA | 3 | 0 | 3 | 2 | 0 | 0 | 0 | 0 | 1 | 0 | 0 | 3 |
| EXTREMADURA | 15 | 0 | 15 | 0 | 1 | 0 | 1 | 0 | 13 | 0 | 0 | 15 |
| BADAJOZ | 9 | 0 | 9 | 0 | 0 | 0 | 0 | 0 | 9 | 0 | 0 | 9 |
| CÁCERES | 6 | 0 | 6 | 0 | 1 | 0 | 1 | 0 | 4 | 0 | 0 | 6 |
| GALICIA | 7 | 1 | 8 | 1 | 1 | 5 | 0 | 0 | 0 | 0 | 0 | 7 |
| A CORUÑA | 0 | 0 | 0 | 0 | 0 | 0 | 0 | 0 | 0 | 0 | 0 | 0 |
| LUGO | 0 | 0 | 0 | 0 | 0 | 0 | 0 | 0 | 0 | 0 | 0 | 0 |
| OURENSE | 1 | 0 | 1 | 1 | 0 | 0 | 0 | 0 | 0 | 0 | 0 | 1 |
| PONTEVEDRA | 6 | 1 | 7 | 0 | 1 | 5 | 0 | 0 | 0 | 0 | 0 | 6 |
| MADRID | 17 | 0 | 17 | 9 | 0 | 0 | 0 | 0 | 8 | 0 | 0 | 17 |
| MURCIA | 16 | 0 | 16 | 1 | 0 | 1 | 0 | 0 | 14 | 0 | 0 | 16 |
| NAVARRA | 0 | 0 | 0 | 0 | 0 | 0 | 0 | 0 | 0 | 0 | 0 | 0 |
| PAÍS VASCO | 2 | 0 | 2 | 0 | 0 | 0 | 0 | 0 | 2 | 0 | 0 | 2 |
| ÁLAVA | 0 | 0 | 0 | 0 | 0 | 0 | 0 | 0 | 0 | 0 | 0 | 0 |
| GUIPÚZCOA | 0 | 0 | 0 | 0 | 0 | 0 | 0 | 0 | 0 | 0 | 0 | 0 |
| VIZCAYA | 2 | 0 | 2 | 0 | 0 | 0 | 0 | 0 | 2 | 0 | 0 | 2 |
| LA RIOJA | 0 | 0 | 0 | 0 | 0 | 0 | 0 | 0 | 0 | 0 | 0 | 0 |
| CEUTA | 10 | 0 | 10 | 0 | 5 | 0 | 0 | 0 | 5 | 0 | 0 | 10 |
| MELILLA | 25 | 20 | 45 | 4 | 6 | 0 | 0 | 0 | 15 | 0 | 0 | 25 |
| TOTAL ESTADO | 198 | 32 | 230 | 41 | 35 | 24 | 4 | 0 | 94 | 0 | 0 | 198 |

**PRESTACIONES DEL REAL DECRETO 383/1984, DE 1 DE SEPTIEMBRE (LISMI)
REVISIONES DE OFICIO E INSTANCIA DE PARTE EFECTUADAS EN ASPF
DATOS DE GESTIÓN CORRESPONDIENTES AL AÑO 2010 HASTA SEPTIEMBRE**

| CC.AA. Y/O PROVINCIAS | REVISIONES EFECTUADAS | | | CAUSAS DE EXTINCIÓN DEL DERECHO | | | | | |
|-------------------------------------|-----------------------|------------|-------|---------------------------------|------------|---------------|---------|------|-------|
| | Extinción | Suspensión | TOTAL | Prestación | Pérdida | Fallecimiento | Grado y | Alta | TOTAL |
| | Derecho | | | Incompatible | Residencia | | Baremo | S.S. | |
| ANDALUCÍA | 55 | 5 | 60 | 18 | 0 | 28 | 0 | 9 | 55 |
| ALMERÍA | 5 | 0 | 5 | 2 | 0 | 3 | 0 | 0 | 5 |
| CÁDIZ | 4 | 1 | 5 | 1 | 0 | 3 | 0 | 0 | 4 |
| CÓRDOBA | 6 | 0 | 6 | 2 | 0 | 3 | 0 | 1 | 6 |
| GRANADA | 15 | 0 | 15 | 7 | 0 | 3 | 0 | 5 | 15 |
| HUELVA | 1 | 0 | 1 | 0 | 0 | 0 | 0 | 1 | 1 |
| JAÉN | 2 | 0 | 2 | 0 | 0 | 1 | 0 | 1 | 2 |
| MÁLAGA | 20 | 4 | 24 | 5 | 0 | 15 | 0 | 0 | 20 |
| SEVILLA | 2 | 0 | 2 | 1 | 0 | 0 | 0 | 1 | 2 |
| ARAGÓN | 7 | 0 | 7 | 6 | 0 | 0 | 0 | 1 | 7 |
| HUESCA | 5 | 0 | 5 | 4 | 0 | 0 | 0 | 1 | 5 |
| TERUEL | 2 | 0 | 2 | 2 | 0 | 0 | 0 | 0 | 2 |
| ZARAGOZA | 0 | 0 | 0 | 0 | 0 | 0 | 0 | 0 | 0 |
| ASTURIAS | 5 | 0 | 5 | 2 | 0 | 1 | 0 | 2 | 5 |
| ILLES BALEARS | 1 | 0 | 1 | 1 | 0 | 0 | 0 | 0 | 1 |
| CANARIAS | 1 | 0 | 1 | 0 | 0 | 0 | 0 | 1 | 1 |
| LAS PALMAS | 0 | 0 | 0 | 0 | 0 | 0 | 0 | 0 | 0 |
| S.C. TENERIFE | 1 | 0 | 1 | 0 | 0 | 0 | 0 | 1 | 1 |
| CANTABRIA | 0 | 0 | 0 | 0 | 0 | 0 | 0 | 0 | 0 |
| CASTILLA Y LEÓN | 4 | 0 | 4 | 3 | 0 | 1 | 0 | 0 | 4 |
| ÁVILA | 0 | 0 | 0 | 0 | 0 | 0 | 0 | 0 | 0 |
| BURGOS | 0 | 0 | 0 | 0 | 0 | 0 | 0 | 0 | 0 |
| LEÓN | 0 | 0 | 0 | 0 | 0 | 0 | 0 | 0 | 0 |
| PALENCIA | 1 | 0 | 1 | 1 | 0 | 0 | 0 | 0 | 1 |
| SALAMANCA | 3 | 0 | 3 | 2 | 0 | 1 | 0 | 0 | 3 |
| SEGOVIA | 0 | 0 | 0 | 0 | 0 | 0 | 0 | 0 | 0 |
| SORIA | 0 | 0 | 0 | 0 | 0 | 0 | 0 | 0 | 0 |
| VALLADOLID | 0 | 0 | 0 | 0 | 0 | 0 | 0 | 0 | 0 |
| ZAMORA | 0 | 0 | 0 | 0 | 0 | 0 | 0 | 0 | 0 |
| CASTILLA-LA MANCHA | 4 | 0 | 4 | 2 | 0 | 2 | 0 | 0 | 4 |
| ALBACETE | 0 | 0 | 0 | 0 | 0 | 0 | 0 | 0 | 0 |
| CIUDAD REAL | 0 | 0 | 0 | 0 | 0 | 0 | 0 | 0 | 0 |
| CUENCA | 0 | 0 | 0 | 0 | 0 | 0 | 0 | 0 | 0 |
| GUADALAJARA | 4 | 0 | 4 | 2 | 0 | 2 | 0 | 0 | 4 |
| TOLEDO | 0 | 0 | 0 | 0 | 0 | 0 | 0 | 0 | 0 |

(Continúa al dorso)

| CC.AA. Y/O PROVINCIAS | REVISIONES EFECTUADAS | | | CAUSAS DE EXTINCIÓN DEL DERECHO | | | | | |
|-----------------------------|-----------------------|------------|------------|---------------------------------|-----------------------|---------------|-------------------|--------------|------------|
| | Extinción Derecho | Suspensión | TOTAL | Prestación Incompatible | Pérdida Residencia | Fallecimiento | Grado y Baremo | Alta S.S. | TOTAL |
| CATALUNYA | 0 | 0 | 0 | 0 | 0 | 0 | 0 | 0 | 0 |
| BARCELONA | 0 | 0 | 0 | 0 | 0 | 0 | 0 | 0 | 0 |
| GIRONA | 0 | 0 | 0 | 0 | 0 | 0 | 0 | 0 | 0 |
| LLEIDA | 0 | 0 | 0 | 0 | 0 | 0 | 0 | 0 | 0 |
| TARRAGONA | 0 | 0 | 0 | 0 | 0 | 0 | 0 | 0 | 0 |
| COMUNIDAD VALENCIANA | 2 | 0 | 2 | 0 | 0 | 2 | 0 | 0 | 2 |
| ALICANTE | 2 | 0 | 2 | 0 | 0 | 2 | 0 | 0 | 2 |
| CASTELLÓN | 0 | 0 | 0 | 0 | 0 | 0 | 0 | 0 | 0 |
| VALENCIA | 0 | 0 | 0 | 0 | 0 | 0 | 0 | 0 | 0 |
| EXTREMADURA | 0 | 0 | 0 | 0 | 0 | 0 | 0 | 0 | 0 |
| BADAJOS | 0 | 0 | 0 | 0 | 0 | 0 | 0 | 0 | 0 |
| CÁCERES | 0 | 0 | 0 | 0 | 0 | 0 | 0 | 0 | 0 |
| GALICIA | 99 | 0 | 99 | 90 | 0 | 5 | 0 | 4 | 99 |
| A CORUÑA | 0 | 0 | 0 | 0 | 0 | 0 | 0 | 0 | 0 |
| LUGO | 0 | 0 | 0 | 0 | 0 | 0 | 0 | 0 | 0 |
| OURENSE | 7 | 0 | 7 | 7 | 0 | 0 | 0 | 0 | 7 |
| PONTEVEDRA | 92 | 0 | 92 | 83 | 0 | 5 | 0 | 4 | 92 |
| MADRID | 39 | 0 | 39 | 3 | 0 | 35 | 0 | 1 | 39 |
| MURCIA | 13 | 0 | 13 | 5 | 0 | 8 | 0 | 0 | 13 |
| NAVARRA | 1 | 0 | 1 | 1 | 0 | 0 | 0 | 0 | 1 |
| PAÍS VASCO | 6 | 0 | 6 | 3 | 0 | 3 | 0 | 0 | 6 |
| ÁLAVA | 0 | 0 | 0 | 0 | 0 | 0 | 0 | 0 | 0 |
| GUIPÚZCOA | 0 | 0 | 0 | 0 | 0 | 0 | 0 | 0 | 0 |
| VIZCAYA | 6 | 0 | 6 | 3 | 0 | 3 | 0 | 0 | 6 |
| LA RIOJA | 2 | 0 | 2 | 2 | 0 | 0 | 0 | 0 | 2 |
| CEUTA | 8 | 0 | 8 | 1 | 0 | 1 | 0 | 6 | 8 |
| MELILLA | 8 | 0 | 8 | 0 | 0 | 0 | 0 | 8 | 8 |
| TOTAL ESTADO | 255 | 5 | 260 | 137 | 0 | 86 | 0 | 32 | 255 |

PRESTACIONES DEL REAL DECRETO 383/1984, DE 1 DE SEPTIEMBRE (LISMI)
TOTAL REVISIONES DE OFICIO E INSTANCIA DE PARTE EFECTUADAS
DATOS DE GESTIÓN CORRESPONDIENTES AL AÑO 2010 HASTA SEPTIEMBRE

| CC.AA. Y/O PROVINCIAS | REVISIONES EFECTUADAS | | | | CAUSAS DE EXTINCIÓN DEL DERECHO | | | | | | | | | |
|-----------------------------|-----------------------|----------------------|--------------|-------|---------------------------------|---------------------|------------------------|----------------------------|-------------------|-----------------------|---------------|-------------------|--------------|-------|
| | Modifica. Cuantía | Extinción Derecho | Suspensión | | TOTAL | Recursos Propios | Recursos Familiares | Prestación Incompatible | Ingreso Centro | Pérdida Residencia | Fallecimiento | Grado y Baremo | Alta S.S. | TOTAL |
| | | | Act. Laboral | Otras | | | | | | | | | | |
| ANDALUCÍA | 42 | 677 | 2 | 95 | 816 | 227 | 17 | 138 | 3 | 2 | 281 | 0 | 9 | 677 |
| ALMERÍA | 1 | 138 | 0 | 0 | 139 | 34 | 0 | 48 | 0 | 0 | 56 | 0 | 0 | 138 |
| CÁDIZ | 1 | 58 | 0 | 20 | 79 | 13 | 4 | 20 | 0 | 0 | 21 | 0 | 0 | 58 |
| CÓRDOBA | 4 | 41 | 1 | 1 | 47 | 12 | 0 | 12 | 0 | 0 | 16 | 0 | 1 | 41 |
| GRANADA | 4 | 54 | 0 | 1 | 59 | 3 | 13 | 19 | 0 | 0 | 14 | 0 | 5 | 54 |
| HUELVA | 1 | 15 | 0 | 0 | 16 | 6 | 0 | 1 | 0 | 0 | 7 | 0 | 1 | 15 |
| JAÉN | 6 | 40 | 0 | 0 | 46 | 17 | 0 | 3 | 0 | 1 | 18 | 0 | 1 | 40 |
| MÁLAGA | 18 | 272 | 1 | 71 | 362 | 118 | 0 | 25 | 0 | 0 | 129 | 0 | 0 | 272 |
| SEVILLA | 7 | 59 | 0 | 2 | 68 | 24 | 0 | 10 | 3 | 1 | 20 | 0 | 1 | 59 |
| ARAGÓN | 0 | 42 | 0 | 0 | 42 | 7 | 0 | 22 | 0 | 1 | 11 | 0 | 1 | 42 |
| HUESCA | 0 | 32 | 0 | 0 | 32 | 7 | 0 | 17 | 0 | 1 | 6 | 0 | 1 | 32 |
| TERUEL | 0 | 10 | 0 | 0 | 10 | 0 | 0 | 5 | 0 | 0 | 5 | 0 | 0 | 10 |
| ZARAGOZA | 0 | 0 | 0 | 0 | 0 | 0 | 0 | 0 | 0 | 0 | 0 | 0 | 0 | 0 |
| ASTURIAS | 0 | 123 | 1 | 0 | 124 | 6 | 4 | 54 | 2 | 0 | 55 | 0 | 2 | 123 |
| ILLES BALEARS | 0 | 36 | 0 | 3 | 39 | 6 | 0 | 17 | 2 | 0 | 11 | 0 | 0 | 36 |
| CANARIAS | 0 | 22 | 0 | 5 | 27 | 3 | 1 | 10 | 2 | 0 | 5 | 0 | 1 | 22 |
| LAS PALMAS | 0 | 5 | 0 | 5 | 10 | 0 | 1 | 2 | 0 | 0 | 2 | 0 | 0 | 5 |
| S.C. TENERIFE | 0 | 17 | 0 | 0 | 17 | 3 | 0 | 8 | 2 | 0 | 3 | 0 | 1 | 17 |
| CANTABRIA | 0 | 46 | 0 | 2 | 48 | 23 | 0 | 6 | 0 | 0 | 17 | 0 | 0 | 46 |
| CASTILLA Y LEÓN | 3 | 452 | 3 | 2 | 460 | 62 | 0 | 282 | 4 | 5 | 99 | 0 | 0 | 452 |
| ÁVILA | 0 | 41 | 0 | 0 | 41 | 5 | 0 | 23 | 3 | 1 | 9 | 0 | 0 | 41 |
| BURGOS | 0 | 21 | 3 | 1 | 25 | 8 | 0 | 8 | 0 | 0 | 5 | 0 | 0 | 21 |
| LEÓN | 0 | 46 | 0 | 0 | 46 | 0 | 0 | 31 | 0 | 0 | 15 | 0 | 0 | 46 |
| PALENCIA | 1 | 38 | 0 | 0 | 39 | 21 | 0 | 16 | 0 | 0 | 1 | 0 | 0 | 38 |
| SALAMANCA | 2 | 142 | 0 | 0 | 144 | 6 | 0 | 113 | 0 | 3 | 20 | 0 | 0 | 142 |
| SEGOVIA | 0 | 31 | 0 | 0 | 31 | 14 | 0 | 7 | 1 | 1 | 8 | 0 | 0 | 31 |
| SORIA | 0 | 23 | 0 | 0 | 23 | 7 | 0 | 6 | 0 | 0 | 10 | 0 | 0 | 23 |
| VALLADOLID | 0 | 36 | 0 | 1 | 37 | 1 | 0 | 23 | 0 | 0 | 12 | 0 | 0 | 36 |
| ZAMORA | 0 | 74 | 0 | 0 | 74 | 0 | 0 | 55 | 0 | 0 | 19 | 0 | 0 | 74 |
| CASTILLA-LA MANCHA | 0 | 216 | 32 | 1 | 249 | 55 | 0 | 79 | 1 | 1 | 80 | 0 | 0 | 216 |
| ALBACETE | 0 | 36 | 32 | 0 | 68 | 21 | 0 | 1 | 1 | 1 | 12 | 0 | 0 | 36 |
| CIUDAD REAL | 0 | 31 | 0 | 0 | 31 | 0 | 0 | 17 | 0 | 0 | 14 | 0 | 0 | 31 |
| CUENCA | 0 | 51 | 0 | 0 | 51 | 3 | 0 | 35 | 0 | 0 | 13 | 0 | 0 | 51 |
| GUADALAJARA | 0 | 26 | 0 | 1 | 27 | 3 | 0 | 11 | 0 | 0 | 12 | 0 | 0 | 26 |
| TOLEDO | 0 | 72 | 0 | 0 | 72 | 28 | 0 | 15 | 0 | 0 | 29 | 0 | 0 | 72 |

(Continúa al dorso)

| CC.AA. Y/O PROVINCIAS | REVISIONES EFECTUADAS | | | | CAUSAS DE EXTINCIÓN DEL DERECHO | | | | | | | | | |
|-----------------------------|-----------------------|----------------------|-----------------|------------|---------------------------------|---------------------|------------------------|----------------------------|-------------------|-----------------------|---------------|-------------------|--------------|--------------|
| | Modifica. Cuantía | Extinción Derecho | Suspensión SGIM | | TOTAL | Recursos Propios | Recursos Familiares | Prestación Incompatible | Ingreso Centro | Pérdida Residencia | Fallecimiento | Grado y Baremo | Alta S.S. | TOTAL |
| | | | Act. Laboral | Otras | | | | | | | | | | |
| CATALUNYA | 0 | 0 | 0 | 0 | 0 | 0 | 0 | 0 | 0 | 0 | 0 | 0 | 0 | 0 |
| BARCELONA | 0 | 0 | 0 | 0 | 0 | 0 | 0 | 0 | 0 | 0 | 0 | 0 | 0 | 0 |
| GIRONA | 0 | 0 | 0 | 0 | 0 | 0 | 0 | 0 | 0 | 0 | 0 | 0 | 0 | 0 |
| LLEIDA | 0 | 0 | 0 | 0 | 0 | 0 | 0 | 0 | 0 | 0 | 0 | 0 | 0 | 0 |
| TARRAGONA | 0 | 0 | 0 | 0 | 0 | 0 | 0 | 0 | 0 | 0 | 0 | 0 | 0 | 0 |
| COMUNIDAD VALENCIANA | 0 | 308 | 0 | 0 | 308 | 25 | 0 | 167 | 0 | 0 | 116 | 0 | 0 | 308 |
| ALICANTE | 0 | 188 | 0 | 0 | 188 | 3 | 0 | 117 | 0 | 0 | 68 | 0 | 0 | 188 |
| CASTELLÓN | 0 | 51 | 0 | 0 | 51 | 4 | 0 | 34 | 0 | 0 | 13 | 0 | 0 | 51 |
| VALENCIA | 0 | 69 | 0 | 0 | 69 | 18 | 0 | 16 | 0 | 0 | 35 | 0 | 0 | 69 |
| EXTREMADURA | 0 | 242 | 0 | 0 | 242 | 0 | 1 | 153 | 1 | 2 | 85 | 0 | 0 | 242 |
| BADAJOS | 0 | 105 | 0 | 0 | 105 | 0 | 0 | 49 | 0 | 2 | 54 | 0 | 0 | 105 |
| CÁCERES | 0 | 137 | 0 | 0 | 137 | 0 | 1 | 104 | 1 | 0 | 31 | 0 | 0 | 137 |
| GALICIA | 3 | 201 | 1 | 1 | 206 | 3 | 1 | 157 | 0 | 0 | 36 | 0 | 4 | 201 |
| A CORUÑA | 1 | 1 | 0 | 0 | 2 | 0 | 0 | 0 | 0 | 0 | 1 | 0 | 0 | 1 |
| LUGO | 2 | 17 | 1 | 0 | 20 | 0 | 0 | 8 | 0 | 0 | 9 | 0 | 0 | 17 |
| OURENSE | 0 | 26 | 0 | 0 | 26 | 1 | 0 | 19 | 0 | 0 | 6 | 0 | 0 | 26 |
| PONTEVEDRA | 0 | 157 | 0 | 1 | 158 | 2 | 1 | 130 | 0 | 0 | 20 | 0 | 4 | 157 |
| MADRID | 0 | 195 | 1 | 2 | 198 | 14 | 0 | 92 | 3 | 0 | 85 | 0 | 1 | 195 |
| MURCIA | 23 | 456 | 0 | 44 | 523 | 6 | 0 | 275 | 0 | 0 | 175 | 0 | 0 | 456 |
| NAVARRA | 0 | 39 | 0 | 2 | 41 | 6 | 0 | 12 | 0 | 1 | 20 | 0 | 0 | 39 |
| PAÍS VASCO | 0 | 44 | 0 | 0 | 44 | 0 | 0 | 23 | 0 | 2 | 19 | 0 | 0 | 44 |
| ÁLAVA | 0 | 2 | 0 | 0 | 2 | 0 | 0 | 0 | 0 | 0 | 2 | 0 | 0 | 2 |
| GUIPÚZCOA | 0 | 0 | 0 | 0 | 0 | 0 | 0 | 0 | 0 | 0 | 0 | 0 | 0 | 0 |
| VIZCAYA | 0 | 42 | 0 | 0 | 42 | 0 | 0 | 23 | 0 | 2 | 17 | 0 | 0 | 42 |
| LA RIOJA | 0 | 24 | 0 | 0 | 24 | 10 | 0 | 11 | 0 | 0 | 3 | 0 | 0 | 24 |
| CEUTA | 0 | 26 | 0 | 0 | 26 | 0 | 5 | 5 | 0 | 0 | 10 | 0 | 6 | 26 |
| MELILLA | 2 | 46 | 0 | 25 | 73 | 4 | 6 | 7 | 0 | 1 | 20 | 0 | 8 | 46 |
| TOTAL ESTADO | 73 | 3.195 | 40 | 182 | 3.490 | 457 | 35 | 1.510 | 18 | 15 | 1.128 | 0 | 32 | 3.195 |

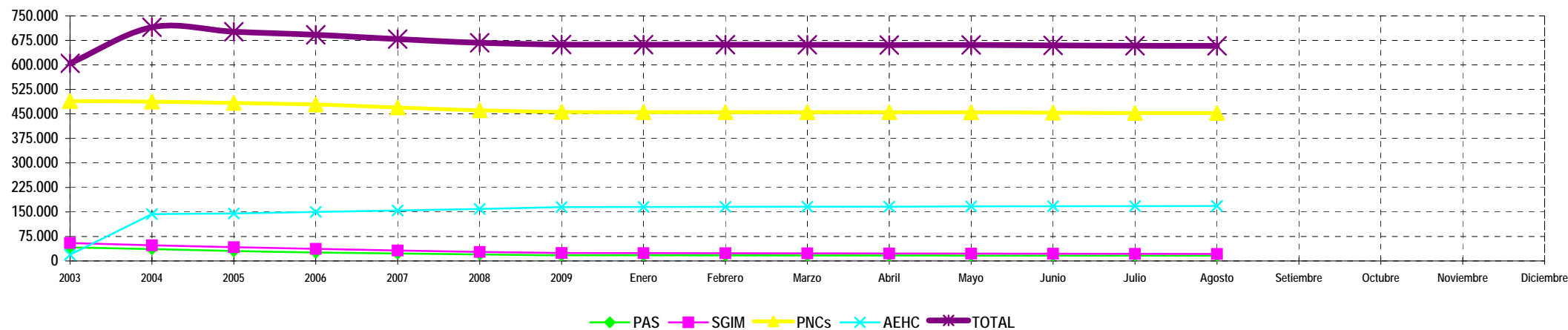
3

SITUACIÓN PRESTACIONES DE NATURALEZA NO CONTRIBUTIVA

SITUACIÓN DE LAS PRESTACIONES DE NATURALEZA NO CONTRIBUTIVA (PNNC)

| | PNNC DE JUBILACIÓN / VEJEZ | | | | PNNC DE INVALIDEZ / ENFERMEDAD | | | | | TOTAL PNNC | | | | |
|------|----------------------------|--------|---------|---------|--------------------------------|--------|---------|---------|---------|------------|--------|---------|---------|---------|
| | PAS | SGIM | PNC | TOTAL | PAS | SGIM | PNC | AEHC | TOTAL | PAS | SGIM | PNCs | AEHC | TOTAL |
| 2003 | 10.690 | 38.674 | 282.063 | 331.427 | 30.613 | 16.318 | 207.273 | 18.960 | 242.551 | 41.303 | 54.992 | 489.336 | 18.960 | 604.591 |
| 2004 | 8.579 | 34.197 | 280.338 | 323.114 | 27.588 | 13.847 | 206.953 | 143.562 | 364.362 | 36.167 | 48.044 | 487.291 | 143.562 | 715.064 |
| 2005 | 6.578 | 30.564 | 278.556 | 315.698 | 23.965 | 11.713 | 204.686 | 145.391 | 361.790 | 30.543 | 42.277 | 483.242 | 145.391 | 701.453 |
| 2006 | 4.954 | 27.007 | 274.266 | 306.227 | 21.012 | 9.993 | 204.373 | 150.154 | 364.520 | 25.966 | 37.000 | 478.639 | 150.154 | 691.759 |
| 2007 | 4.041 | 23.680 | 267.702 | 295.423 | 18.743 | 8.333 | 201.751 | 154.429 | 364.513 | 22.784 | 32.013 | 469.453 | 154.429 | 678.679 |
| 2008 | 3.285 | 20.828 | 262.960 | 287.073 | 16.526 | 6.921 | 197.884 | 159.245 | 380.576 | 19.811 | 27.749 | 460.844 | 159.245 | 667.649 |
| 2009 | 2.711 | 18.314 | 258.873 | 279.898 | 14.719 | 5.896 | 196.782 | 164.810 | 382.207 | 17.430 | 24.210 | 455.655 | 164.810 | 662.105 |

| 2010 | | | | | | | | | | | | | | |
|-----------|-------|--------|---------|---------|--------|-------|---------|---------|---------|--------|--------|---------|---------|---------|
| | PAS | SGIM | PNC | TOTAL | PAS | SGIM | PNC | AEHC | TOTAL | PAS | SGIM | PNCs | AEHC | TOTAL |
| Enero | 2.706 | 18.151 | 258.772 | 279.629 | 14.606 | 5.811 | 196.444 | 165.292 | 382.153 | 17.312 | 23.962 | 455.216 | 165.292 | 661.782 |
| Febrero | 2.666 | 17.865 | 258.772 | 279.303 | 14.436 | 5.746 | 196.444 | 165.703 | 382.329 | 17.102 | 23.611 | 455.216 | 165.703 | 661.632 |
| Marzo | 2.617 | 17.573 | 258.467 | 278.657 | 14.259 | 5.677 | 196.690 | 165.943 | 382.569 | 16.876 | 23.250 | 455.157 | 165.943 | 661.226 |
| Abril | 2.579 | 17.325 | 258.368 | 278.272 | 14.105 | 5.607 | 196.729 | 166.099 | 382.540 | 16.684 | 22.932 | 455.097 | 166.099 | 660.812 |
| Mayo | 2.532 | 17.043 | 257.889 | 277.464 | 13.940 | 5.502 | 196.773 | 167.198 | 383.413 | 16.472 | 22.545 | 454.662 | 167.198 | 660.877 |
| Junio | 2.491 | 16.772 | 257.386 | 276.649 | 13.813 | 5.448 | 196.371 | 167.256 | 382.888 | 16.304 | 22.220 | 453.757 | 167.256 | 659.537 |
| Julio | 2.469 | 16.541 | 256.637 | 275.647 | 13.711 | 5.360 | 196.079 | 167.842 | 382.992 | 16.180 | 21.901 | 452.716 | 167.842 | 658.639 |
| Agosto | 2.436 | 16.307 | 256.577 | 275.320 | 13.521 | 5.268 | 195.845 | 168.188 | 382.822 | 15.957 | 21.575 | 452.422 | 168.188 | 658.142 |
| Setiembre | | | | | | | | | | | | | | |
| Octubre | | | | | | | | | | | | | | |
| Noviembre | | | | | | | | | | | | | | |
| Diciembre | | | | | | | | | | | | | | |



NOTA: Conforme se disponga de la totalidad de los datos mensuales, se procederá a la actualización del respectivo mes.